



## Verslag ♦ Ingxelo ♦ Report

Kantoor van die Direkteur: Korporatiewe Dienste  
4 Maart 2021

10/3/3  
WYK: NVT

**ITEM 3.1 VAN DIE AGENDA VAN 'N PORTEFEULJEKOMITEE (MUNISIPALE BESTUURS-, ADMINISTRASIE EN FINANSIES) VERGADERING WAT GEHOU SAL WORD OP 16 FEBRUARIE 2022**  
**ITEM 3.1 OF THE AGENDA OF A PORTFOLIO COMMITTEE (MUNICIPAL MANAGEMENT, ADMINISTRATION AND FINANCE) MEETING TO BE HELD ON 16 FEBRUARY 2022**

<b>ONDERWERP:</b>	<b>SKRYWES VAN DANK EN WAARDERING AAN SWARTLAND MUNISIPALITEIT</b>
<b>SUBJECT:</b>	<b>LETTERS OF THANKS AND APPRECIATION TO SWARTLAND MUNICIPALITY</b>

### 1. AGTERGROND/BEREDENERING / BACKGROUND

Aangeheg vind skrywes ontvang vanaf organisasies/persone waarin hul dank en waardering uitgespreek word teenoor Swartland Munisipaliteit.

*Attached, find letters received from organisations / persons in which their thanks and appreciation towards Swartland Municipality is expressed.*

### 2. AANBEVELING / RECOMMENDATION

Dat daar met dank kennis geneem word van die skrywes ontvang.

*That cognisance is taken, with gratitude, of the letters received.*

(get) M S Terblanche

(get) DIREKTEUR: KORPORATIEWE DIENSTE  
(sgd) DIRECTOR: CORPORATE SERVICES

**From:** John Walls <John@ultimatemediaco.za>  
**Sent:** Wednesday, December 29, 2021 7:45 PM  
**To:** Registrasie Email <RegistrasieEmail@swartland.org.za>  
**Cc:** Pippa Raphaely-Walls <Pippa@ultimatemediaco.za>; Belinda Dawson  
<maraisb@swartland.org.za>  
**Subject:** Excellent service from Belinda

Hi Mr Du Toit

We wanted to take the time to tell you about the outstanding service we received from Belinda today.

Our house in Koringberg was without power for the previous 18 hours and our paying guests told us they would need to pack up and leave by 4pm today if power wasn't restored. The problem was a circuit breaker on the pole outside our home so only our home was affected.

We contacted Belinda early this morning and she literally spent the rest of the morning trying to assist us.

We know that Eskom is not Swartland Municipality's responsibility so to get this service was really surprising but very, very welcome.

The problem was eventually resolved at 2.30pm, largely due to Belinda's amazing efforts.

Our guests have agreed to stay on.

A very good result all round.

So we really just wanted to compliment you on the service we received from Swartland Municipality in the middle of the festive season. What Belinda helped pull off was really incredible.

Wishing you, Belinda and your whole team a very prosperous New Year.

Regards  
John and Pippa Walls

Get [Outlook for iOS](#)

**JOHN WALLS**



John@ultimatemediaco.co.za



083 633 8702



www.ultimatemediaco.co.za



The information contained in this communication from the sender is confidential. It is intended solely for use by the recipient and others authorized to receive it. If you are not the recipient, you are hereby notified that any disclosure, copying, distribution or taking action in relation of the contents of this information is strictly prohibited and may be unlawful.

**DISCLAIMER:** This E-Mail and any files transmitted with it are private and confidential and are for the sole use of the addressee. It may contain legally privileged material. If you are not the addressee or the person responsible for delivering to the addressee, be advised that you have received this E-Mail in error as such any use, printing, copying or distribution of it is strictly prohibited. Failure to abide by this warning could give rise to legal action and a claim for damages. If you have received this E-Mail in error please notify Swartland Municipality on (27)224879400 or E-Mail swartlandmun@swartland.org.za. Any opinions expressed in the E-Mail are those of the individual writer and not necessarily the Company's unless specifically stated otherwise. There is no intention to create any legally binding contract or other commitment through use of this E-Mail. The content of this E-Mail and any attachments should be virus tested before being downloaded to your computer.







## Verslag ♦ Ingxelo ♦ Report

Kantoor van die Direkteur: Siviele Ingenieursdienste  
9 February 2022

7/1/2/2-4

### ITEM 5.1.1 VAN DIE AGENDA VAN 'N PORTFOLIO KOMITEES VERGADERING WAT GEHOU SAL WORD OP 16 FEBRUARIE 2022

<b>ONDERWERP:</b> MAANDVERSLAG – DESEMBER 2021: SIVIELE INGENIEURSDIENSTE <b>SUBJECT:</b> MONTHLY REPORT – DECEMBER 2021: CIVIL ENGINEERING SERVICES
---

Attached are the following reports relating to the functioning of the Civil Engineering Services directorate during **DECEMBER 2021**, in terms of Council's Strategic Management System:

- a) Operational Graphs
- b) Incident Report
- c) Report on Swartland Waste Water Treatment Works
- d) EPWP Report

(get) L D Zikmann

**MUNICIPAL MANAGER**  
LDZ/ma

Zikmann/verslae/maandverslae /DES 2021

## SWARTLAND WASTE WATER TREATMENT WORKS : FINAL EFFLUENT: DES 2021

Treatment Works	Date	pH	E.Cond. mS/m (function of influent)	COD mg/ℓ	Ammonia mg/ℓ	Nitrate mg/ℓ	Total Sus. Solids mg/ℓ	Fosphate mg/ℓ	Faecal Coli org/100mℓ	Faecal Coli WDM Report org/100mℓ
	General Limits	5,5 - 9,55	150	75	(10) 6	(-) 15	25	(-) 10	1000	
Darling	2021/03/12	7,4	175	474	82,3	<0.20	246	12,2	<1	-
Malmesbury	2021/02/12	6,93	140	13,6	<0.10	9,6	<4	<0.20	1	-
Moorreesburg	2021/03/12	7,31	190	141	88,3	<0.20	48	8,6	>2419	-
Koringberg	2021/02/12	7,16	235	589	87,9	<0.20	255	14,5	>2419	-
Riebeek Kasteel	2021/02/12	7,23	89,5	29,6	0,56	3,2	10	2,5	124	-
Chatsworth	2021/02/12	7,02	148	139	49,2	<0.20	58	12,4	>2419	-
Kalbaskraal	2021/02/12	7,05	164	734	66,8	0,89	<0.20	11,2	>2419	-
<b>Determinant Passed</b>	30	7	3	2	2	7	3	3	3	-
<b>Determinant Failed</b>	26	0	4	5	5	0	4	4	4	-
<b>Total Determinants Tested</b>	56	7	7	7	7	7	7	7	7	-
<b>% Passed</b>	54	100	43	29	29	100	43	43	43	-

**VERSLAG : SWARTLAND RIOOLWERKE  
(DESEMBER 2021)**

**REPORT: SWARTLAND WASTE WATER TREATMENT WORKS  
(DECEMBER 2021)**

## OPERATION OF ACTIVATED SLUDGE TREATMENT WORKS

Below is comments from the consulting chemists with regards to operational matters of the various waste water treatment works.

### MALMESBURY (%)

1. An average daily flow of 5619 m<sup>3</sup>/d was recorded in November (56.2%).
2. A more normal organic load of 7398 kgCOD/d was imposed on the plant (74.0% capacity).
3. Plant performance was satisfactory at both aeration tanks.
4. Nitrification of ammonia nitrogen and removal of organics was satisfactory.
5. Maintain 800-900 ml/l solids at both reactors (950/900 ml/l measured).
6. The mixed liquor pH at AT2 was low at 6.73. Maintain mixed liquor pH at 7.00 by adding lime as necessary.
7. The final effluent was of good chemical quality and complied with the chemical limits of the General Limit.
8. Disinfection was vitually complete (1 Faecal Coliforms per 100 ml).

### MOORREESBURG (%)

1. Unable to carry out inspection as plant operation stopped due to construction. Plant extensions in progress.
2. Only the final effluent sampled.
3. The final effluent exceeded the general limit relevant to conductivity, chemical oxygen demand, total suspended solids and ammonia. Conductivity is a function of the influent, however.
4. Chlorine residuals were low. Increase chlorination and maintain 0.25 mg/l free chorine. Dosing HTH tablets daily by hand.
5. Disinfection was therefore poor.

### DARLING (%)

1. An average daily flow of 1 544 m<sup>3</sup>/d was recorded in November, consequently exceeding the hydraulic design capacity (114% capacity).
2. The organic load decreased to 3 467 kg COD/d, down from 5 878 kg COD/d, consequently exceeding the organic load design capacity (222% capacity).
3. The sludge age was very lowat only 4 days. This is far too low to sustain a viable biomass.
4. Plant performance was therefore poor , due to under aeration and low sludge age. Nitrification of ammonia nitrogen and removal of organics were poor.
5. The clarifier effluent was of poor chemical quality with severe sludge losses. The underflow sludge return rate was adequate.

6. The chlorine residuals were very low. Increase chlorination and maintain 0.25mg/l free chlorine. Disinfection was complete (<1 Faecal Coliforms per 100 ml).
7. The final effluent exceeded the chemical limits of the General Limit relevant to conductivity, ammonia nitrogen, total suspended solids, ortho phosphate and chemical oxygen demand. FE2 (reed bed) complied with the chemical limits of the Irrigation Limit up to 500 m<sup>3</sup>, relevant to parameter measured.

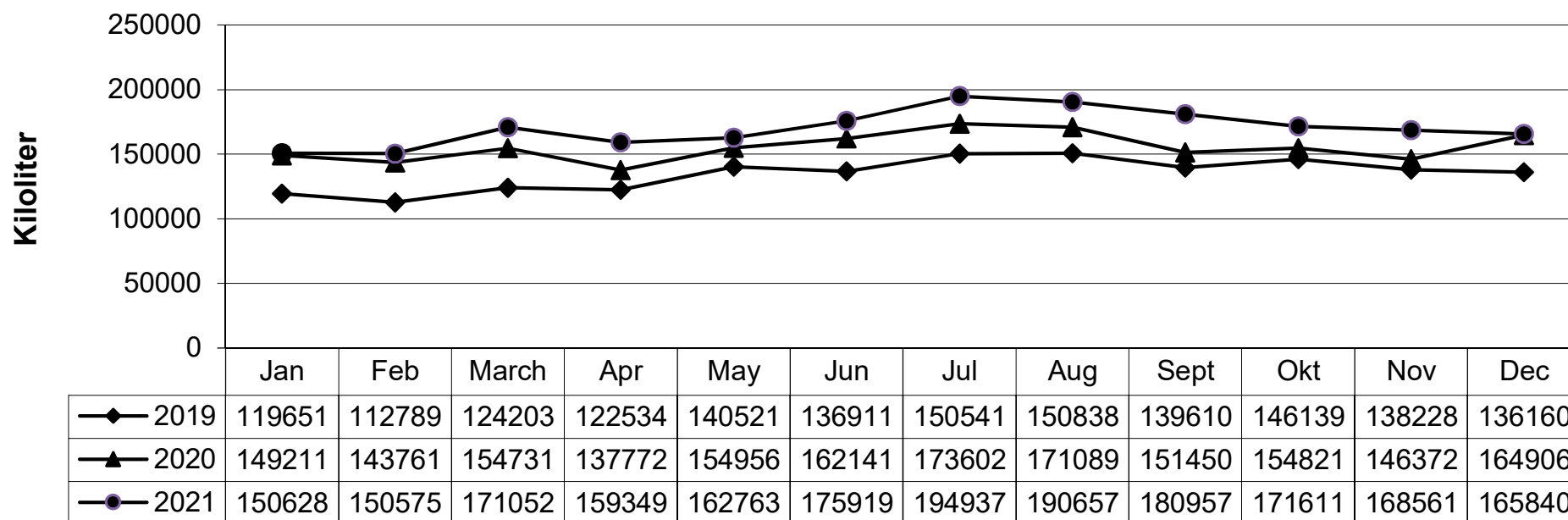
#### **RIEBEEK VALLEI (54%)**

1. An average daily flow of 803 m<sup>3</sup>/d was recorded in November (53.5% capacity).
2. A organic load increased to 668 kgCOD/d, up from 411 kg COD/d (44.5% capacity).
3. Sludge settleability was satisfactory. Maintain 300 – 400 ml/l solids (680 ml/l measured), by increasing sludge wastage.
4. Plant performance was satisfactory in the aeration basin. Nitrification of ammonia nitrogen was virtually complete and removal of organics was 94.9% effective. Denitrification was similarly satisfactory.
5. The mixed liquor pH was satisfactory at 6.92.
6. Phase separation was complete across the clarifiers and the effluents were of good chemical quality.
7. The underflow sludge return rates were adequate.
8. No chlorine gas stock. Using HTH tablets. The chlorine residuals were high. Maintain 0.25mg/l free chlorine. Disinfection was satisfactory (124 Faecal Coliforms per 100 ml).
9. The final effluent complied with the chemical limits of the General Limit, except for free chlorine.

ooOOoo

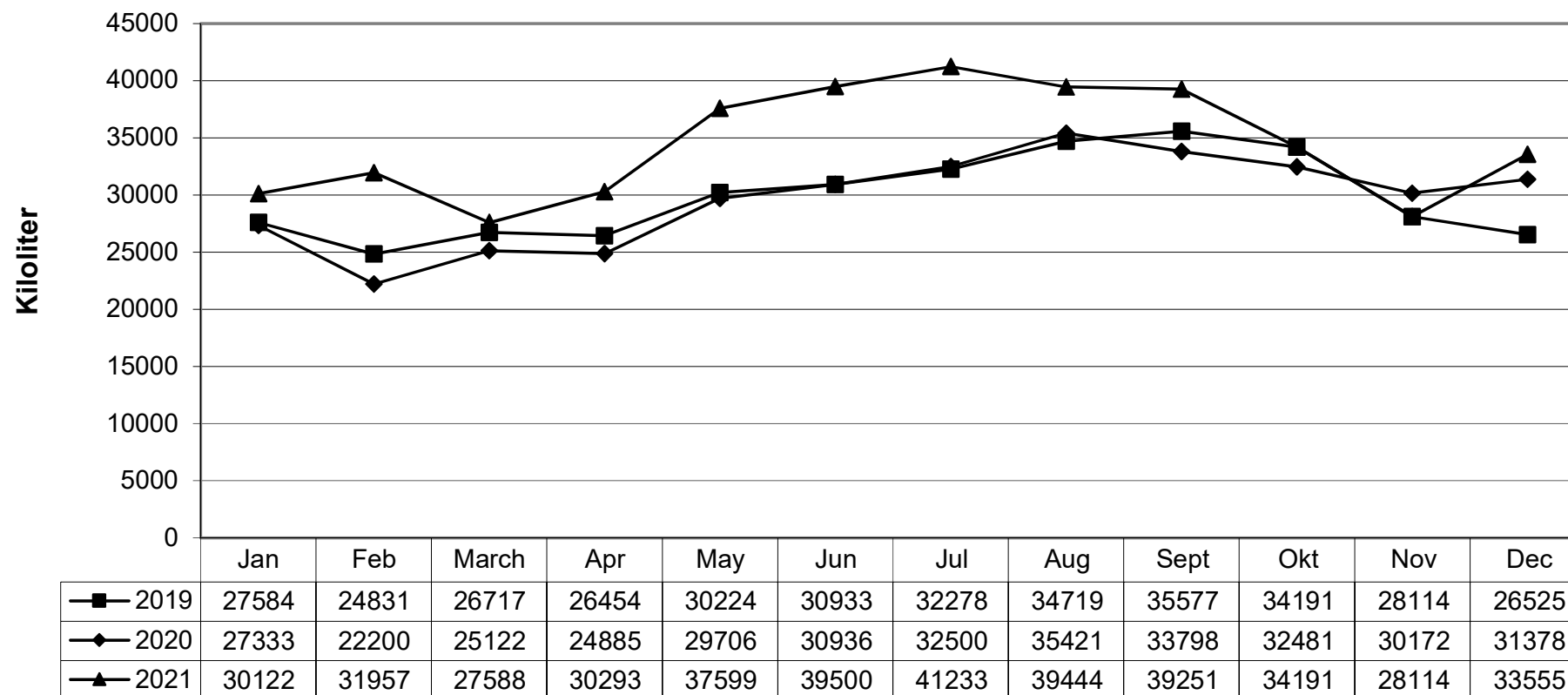
# Malmesbury WWTW Effluent 2019 - 2021

Graph 1.1



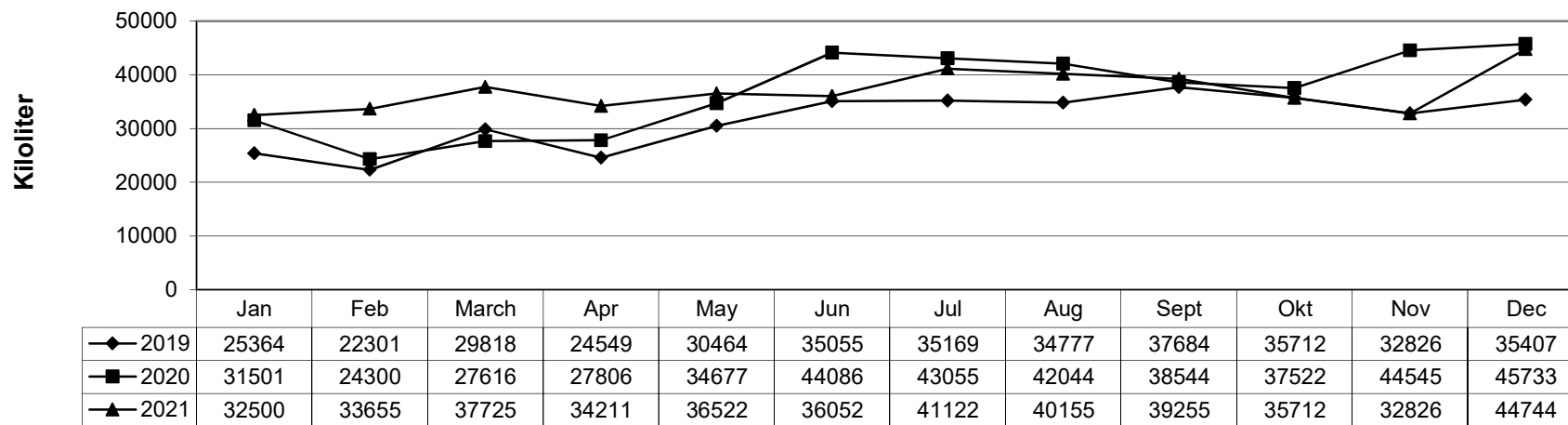
# Moorreesburg WWTW Effluent 2019 - 2021

Graph 1.2



## Darling WWTW Effluent 2019 - 2021

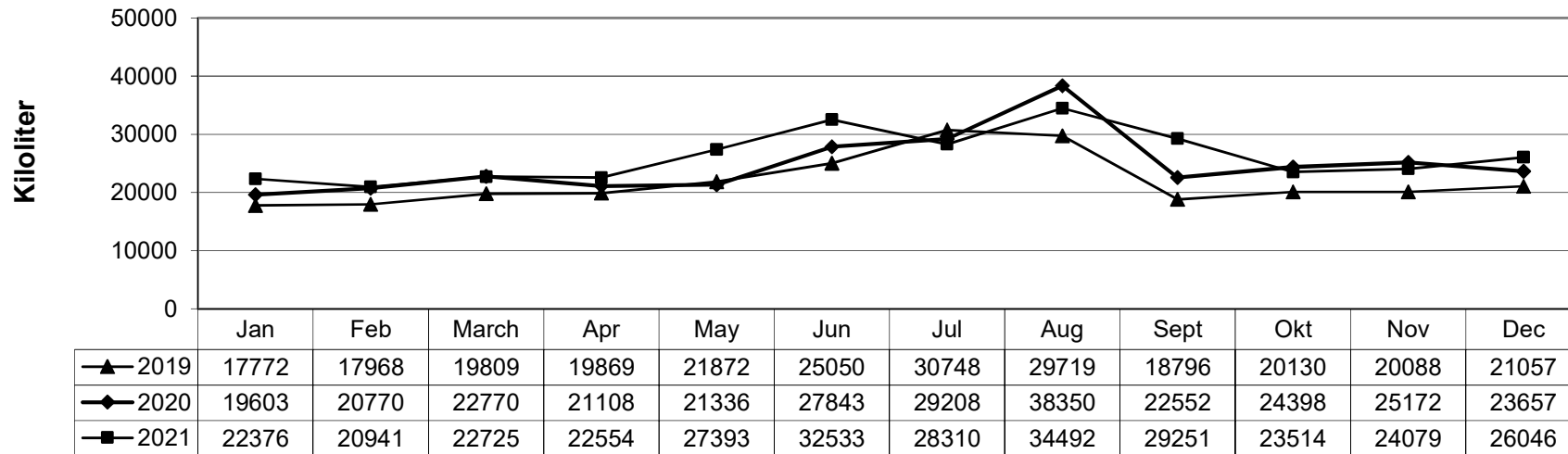
Graph 1.3





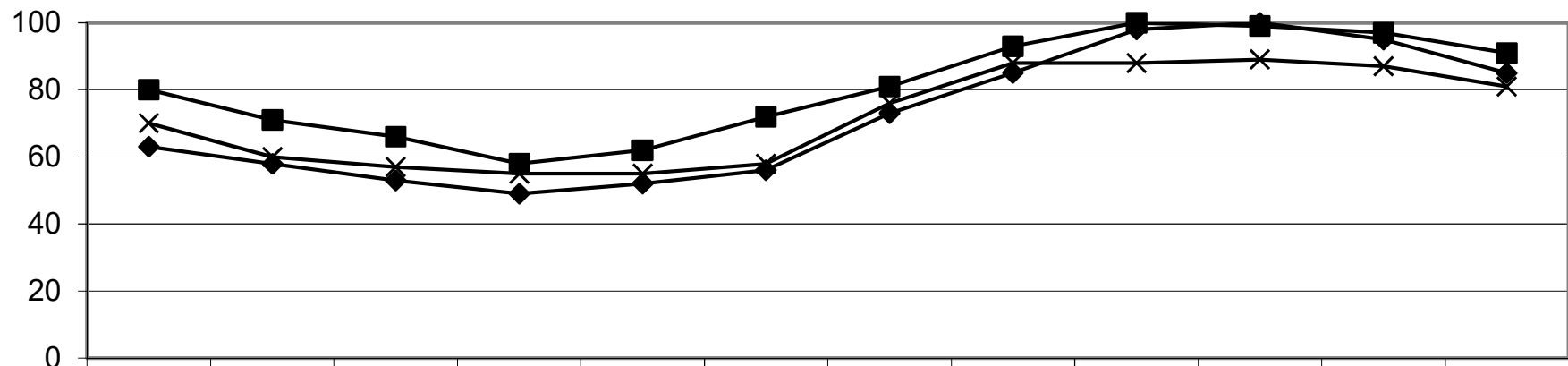
# Riebeek Valley WWTW Effluent 2019 - 2021

Graph 1.4



# Voëlvlei Dam Storage 2019 - 2021

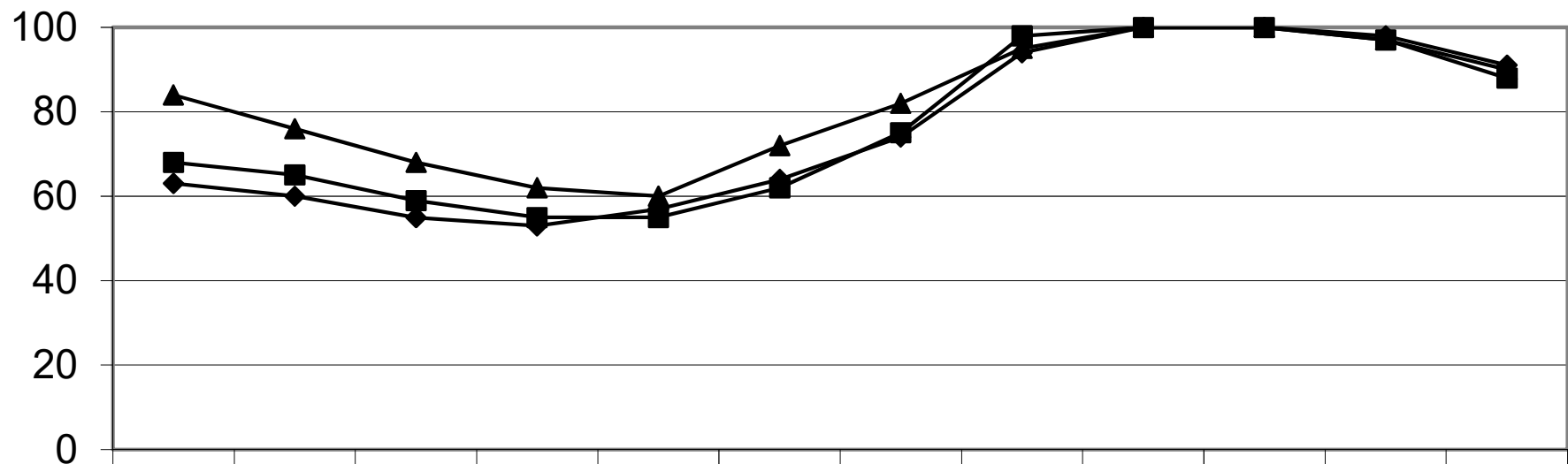
Graph 2



	Jan	Feb	March	Apr	May	Jun	Jul	Aug	Sept	Okt	Nov	Dec
—x— 2019	70	60	57	55	55	58	76	88	88	89	87	81
—◆— 2020	63	58	53	49	52	56	73	85	98	100	95	85
—■— 2021	80	71	66	58	62	72	81	93	100	99	97	91

# Paardenberg Dam Storage 2019 - 2021

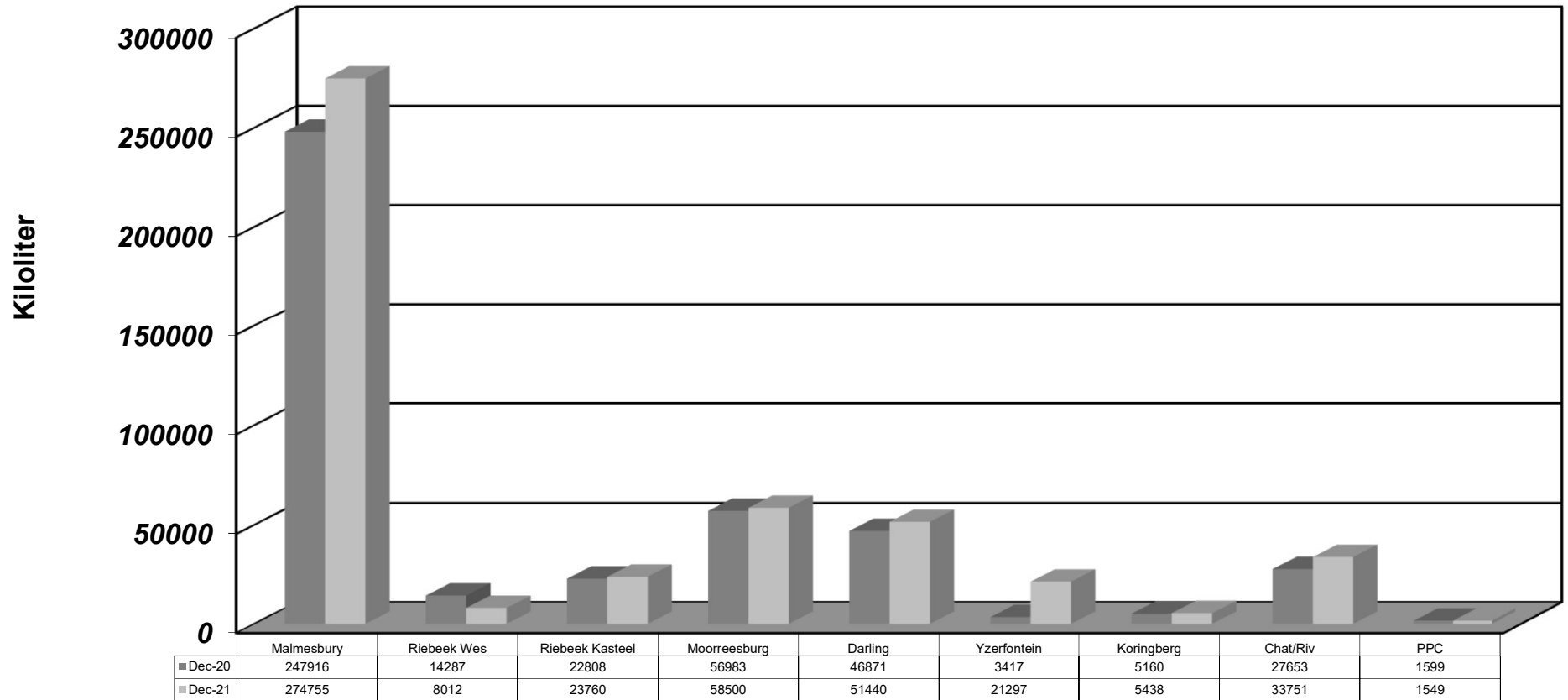
Graph 3



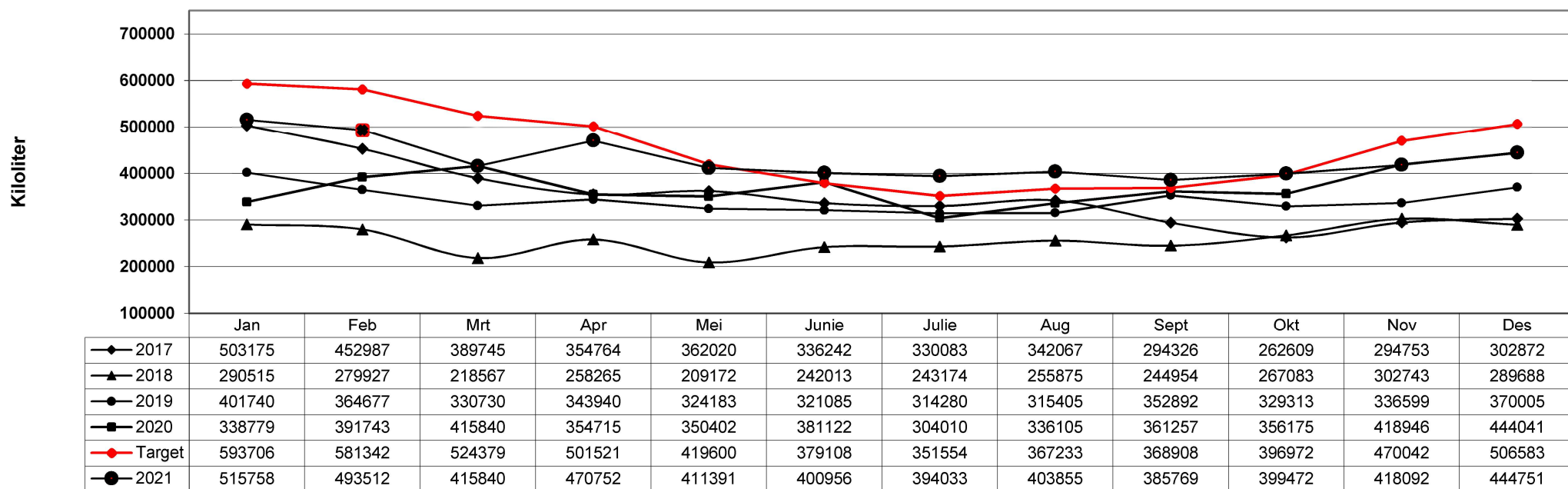
	Jan	Feb	March	Apr	May	Jun	Jul	Aug	Sept	Okt	Nov	Dec
■ 2019	68	65	59	55	55	62	75	98	100	100	97	88
◆ 2020	63	60	55	53	57	64	74	94	100	100	98	91
▲ 2021	84	76	68	62	60	72	82	95	100	100	97	90

## Water Usage December

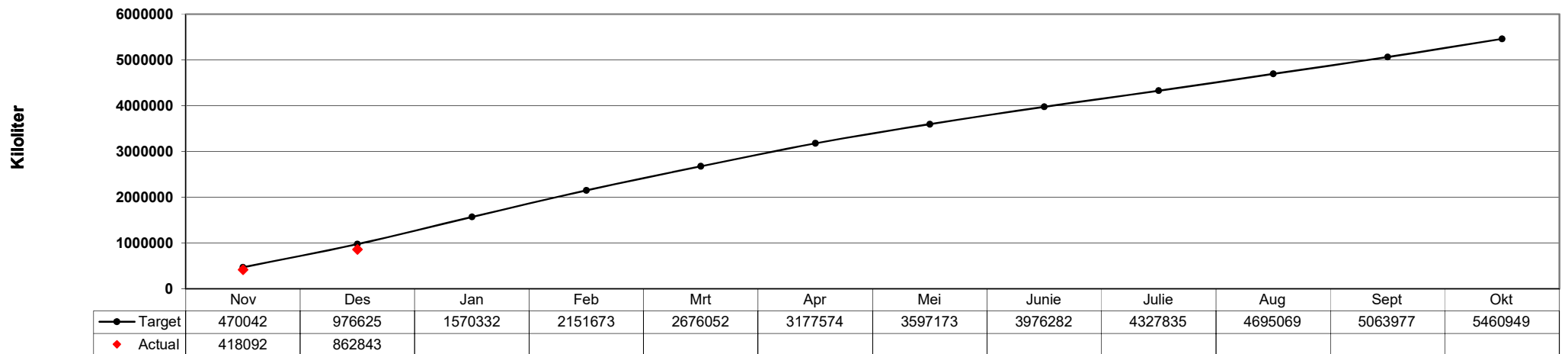
Graph 4



Water Usage: Swartland 2017 - 2021 Graph 5.1

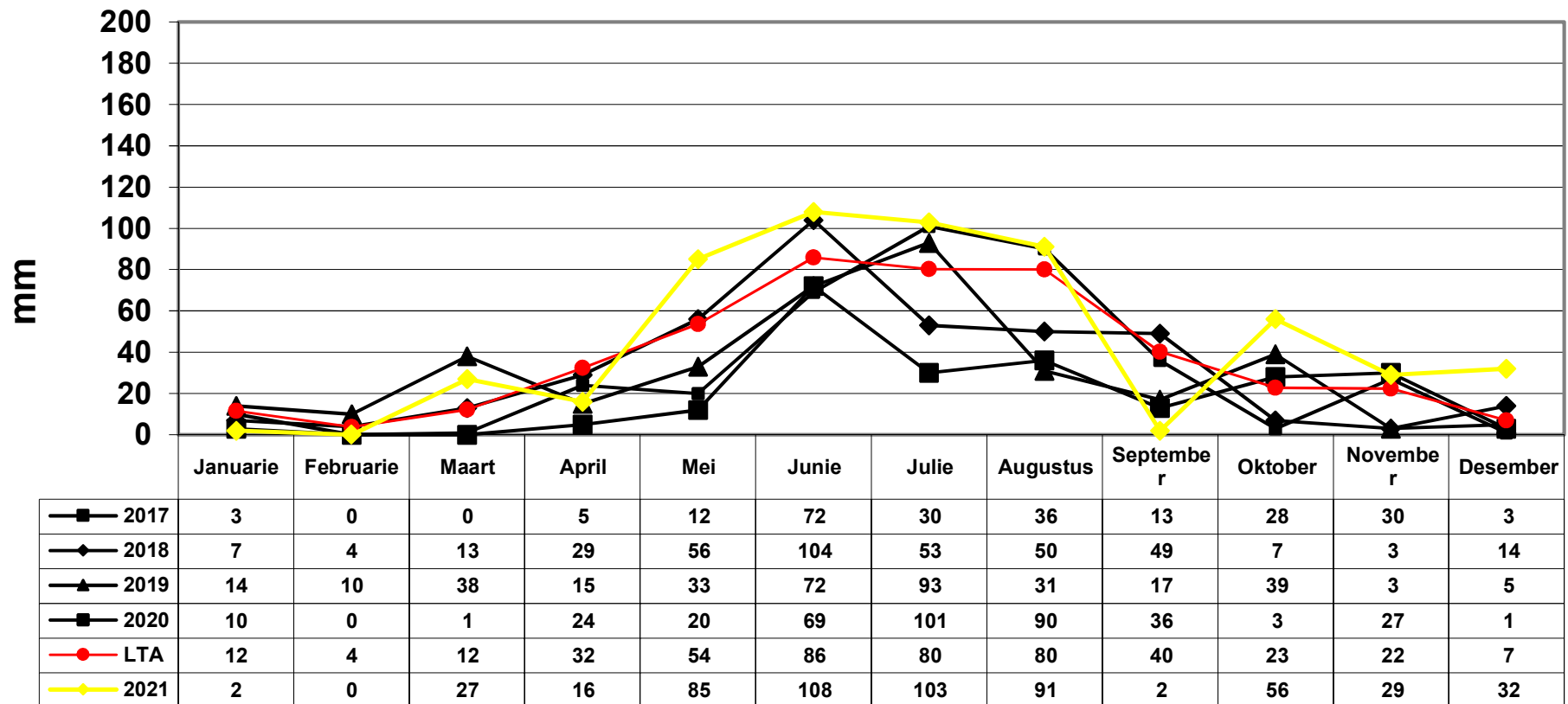


Water Usage: Target vs Actual Graph 5.2



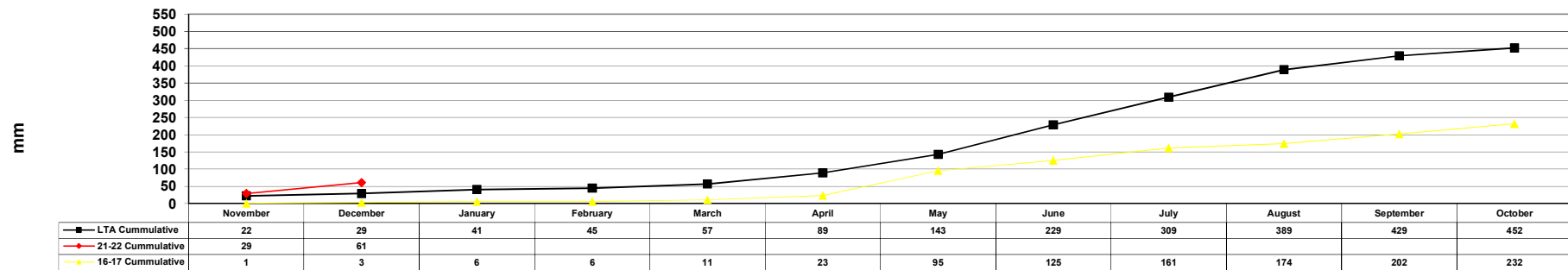
# Rainfall 2017 - 2021

Graph 6.1



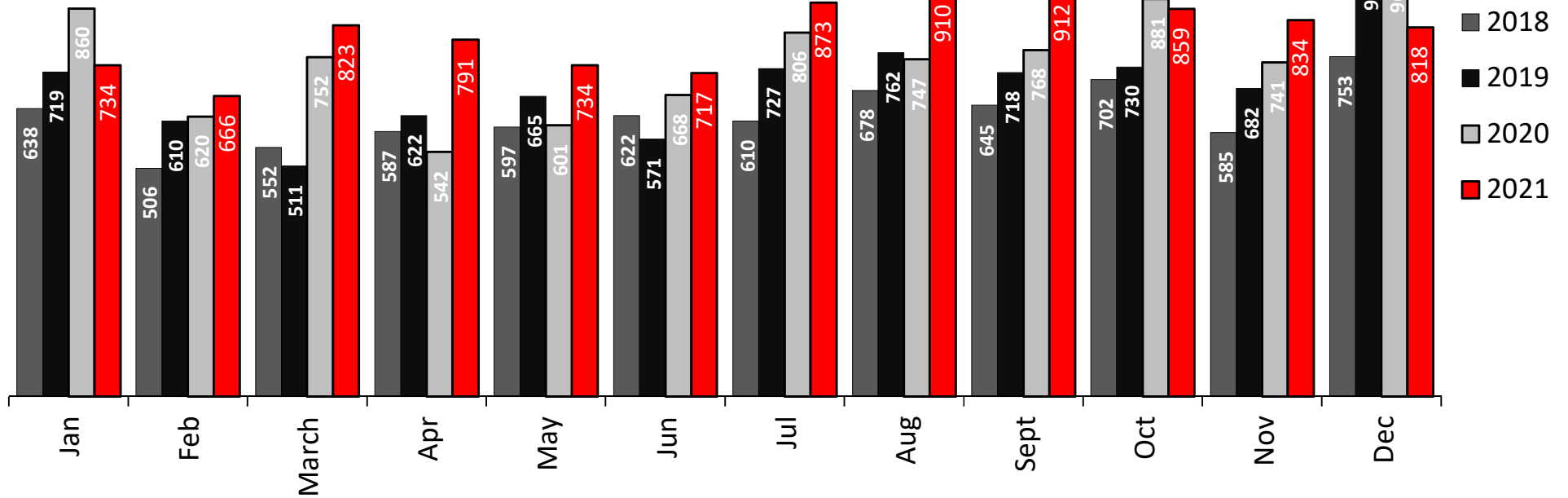
## Cumulative Rainfall

Graph 6.2





## MONTHLY SEWER INCIDENTS 2018 - 2021

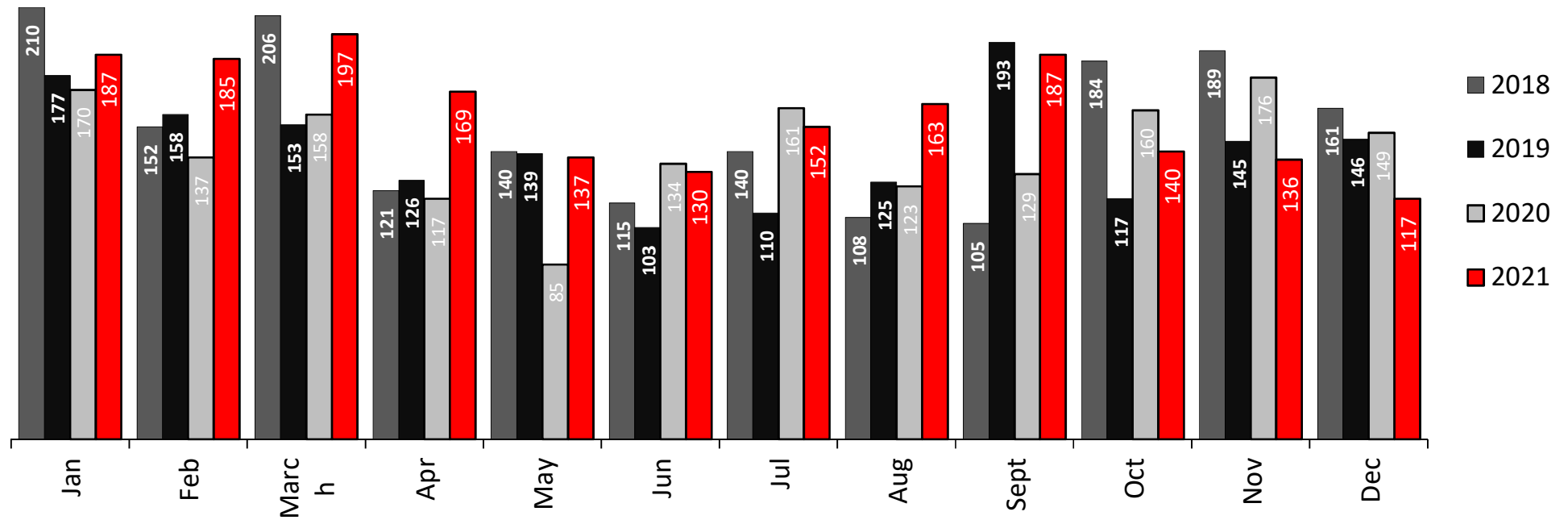


# INCIDENT REPORT

## SEWER - DES 2021

TOWN	TOTAL	INCIDENTS NORMAL HOURS	INCIDENTS AFTER HOURS	%OVER TIME INCIDENTS	BLOCKAGE (mains)	BLOCKAGE (private)	PUMPING OF SEWER TANK
ABBOTSDALE	11	9	2	18%	8	1	2
CHATSWORTH	85	85	0	0%	1	1	83
DARLING	54	43	11	20%	32	12	10
KALBASKRAAL	54	51	3	6%	4	2	48
KORINGBERG	47	46	1	2%	2	0	45
MALMESBURY	86	59	27	31%	57	24	5
MOORREESBURG	101	78	23	23%	50	2	49
RIEBEEK - KASTEEL	32	28	4	13%	8	3	21
RIEBEEK - WES	73	70	3	4%	11	4	58
RIVERLANDS	3	3	0	0%	1	0	2
YZERFONTEIN	272	217	55	20%	2	4	266
	<b>818</b>	<b>689</b>	<b>129</b>	<b>16%</b>	<b>176</b>	<b>53</b>	<b>589</b>

## MONTHLY WATER INCIDENTS 2018 - 2021

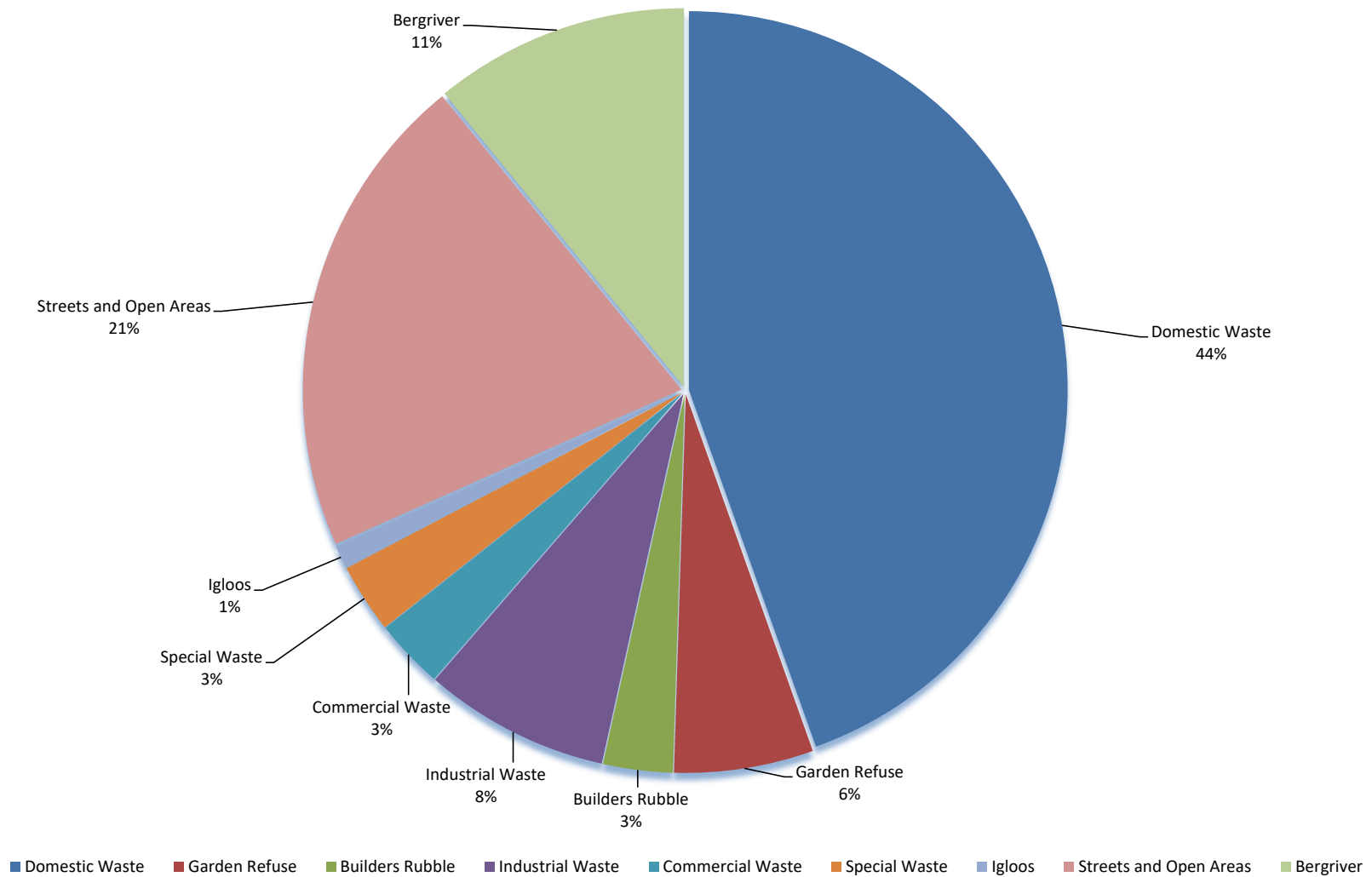


# INCIDENT REPORT

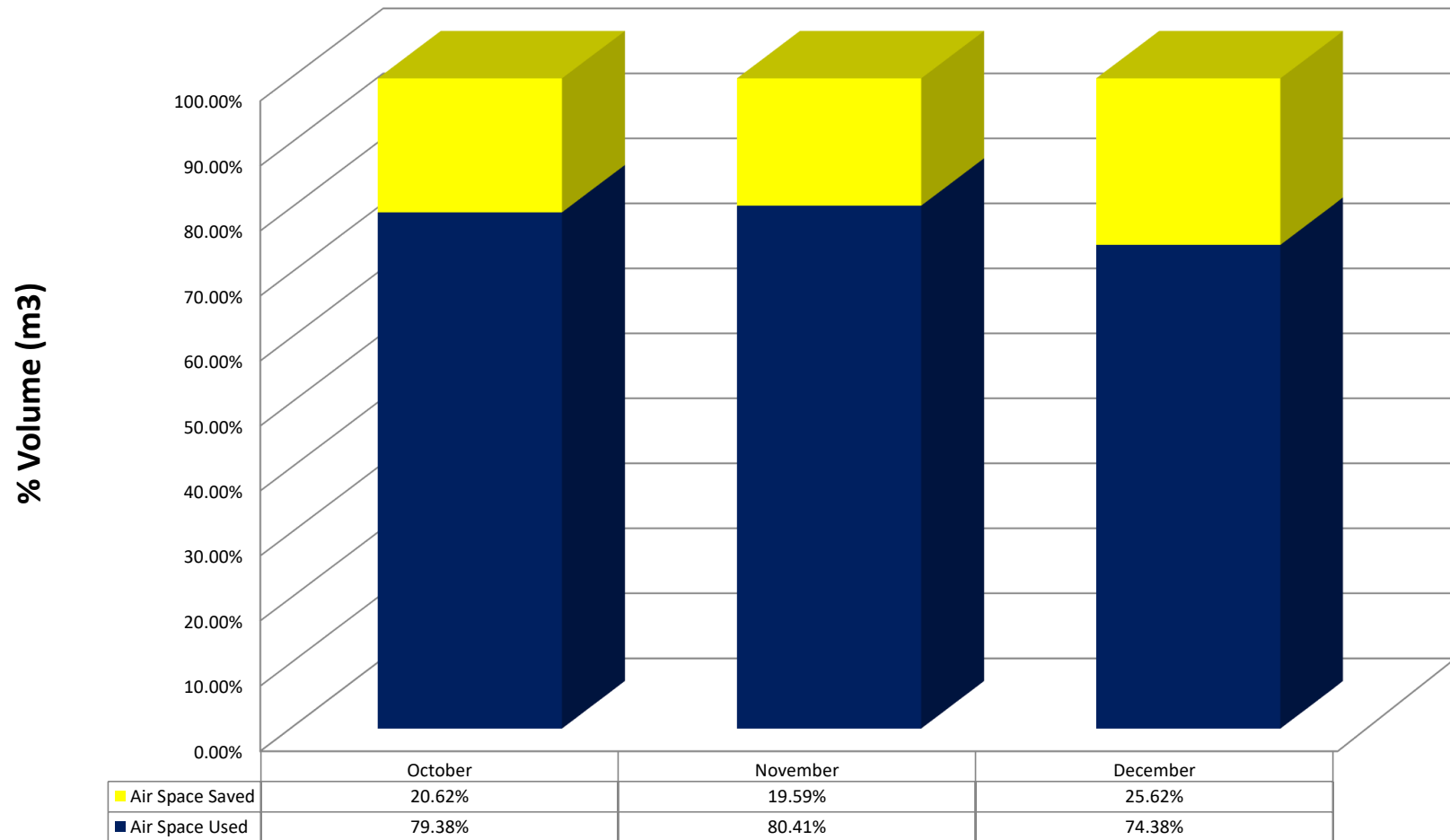
## WATER - Nov 2021

TOWN	TOTAL	INCIDENTS NORMAL HOURS	INCIDENTS AFTER HOURS	%OVER TIME INCIDENTS	PIPE BUSRTS	LEAKAGES	METER INCIDENTS
ABBOTSDALE	3	3	0	0%	0	0	3
CHATSWORTH	7	5	2	29%	2	2	3
DARLING	23	15	8	35%	0	11	12
KALBASKRAAL	9	7	2	0%	0	4	5
KORINGBERG	1	0	1	100%	0	1	0
MALMESBURY	62	36	26	42%	5	37	20
MOORREESBURG	17	9	8	47%	1	8	8
RIEBEEK - KASTEEL	6	2	4	67%	5	1	0
RIEBEEK - WES	4	1	3	75%	3	1	0
RIVERLANDS	2	2	0	0%	0	2	0
YZERFONTEIN	2	0	2	100%	0	2	0
	<b>136</b>	<b>80</b>	<b>56</b>	<b>41%</b>	<b>16</b>	<b>69</b>	<b>51</b>

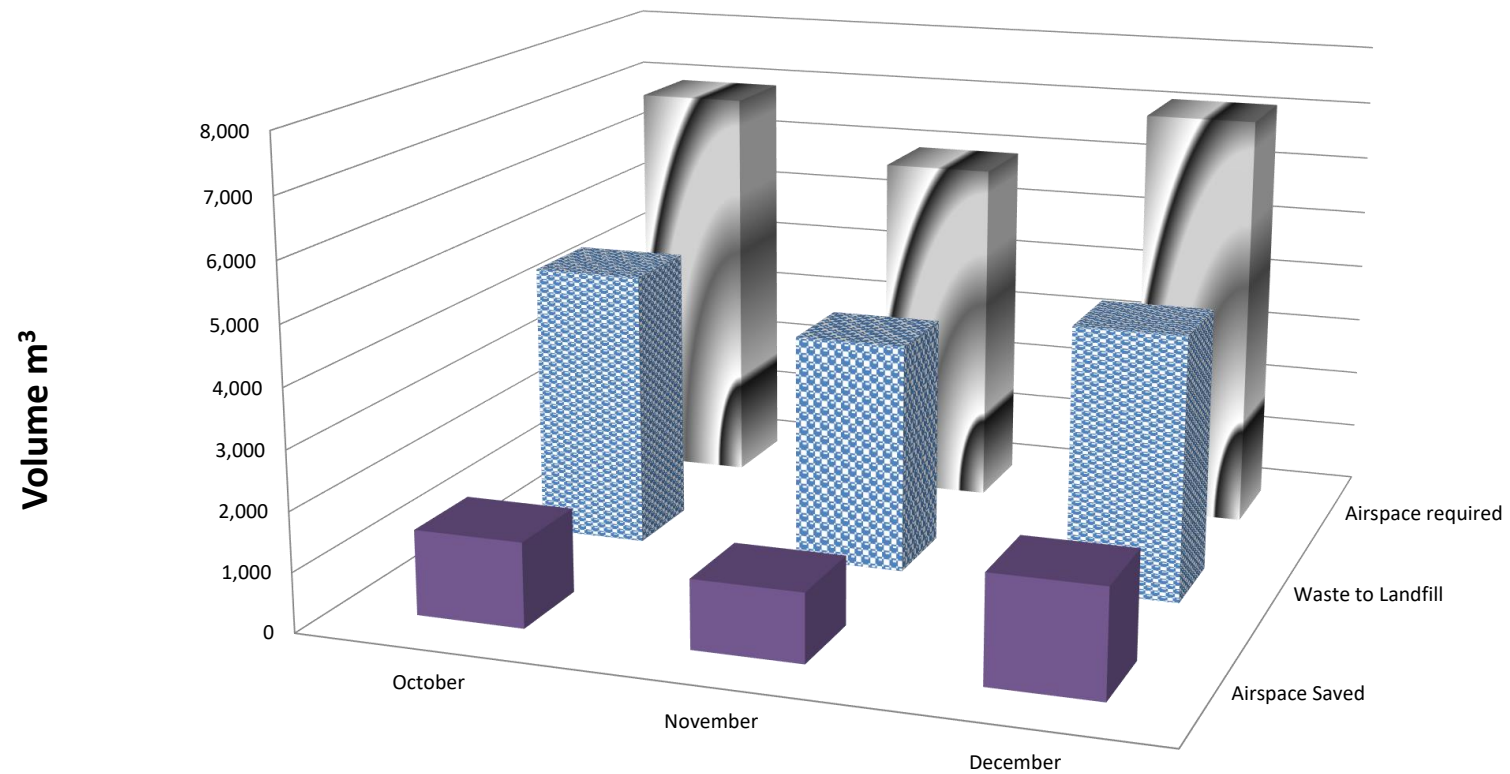
**GRAPH 7**  
**HIGHLANDS LANDFILL: COMPILATION OF REFUSE RECEIVED DECEMBER 2021**



**GRAPH 8**  
**HIGHLANDS LANDFILL: AIRSPACE STATISTICS**  
**DECEMBER 2021**



**GRAPH 9**  
**RECYCLING AND USED AIRSPACE VOLUMES**  
**DECEMBER 2021**  
 (INCLUDES COVER MATERIAL)



	October	November	December
■ Airspace Saved	1,430	1,164	1,821
▣ Waste to Landfill	4,666	3,877	4,467
▤ Airspace required	6,936	5,941	7,108



### Performance Report Dec 2021

Sector	Focus Area	Name of projects	Start and End Date	Department	Work opportunities	TOTAL WORK DAYS	TOTAL FTE's	Male	Female	Disabilities	Progress	Contact person
Infrastructure	Road and stormwater System Development and Maintenance	Annual Maintenance of Road Signs	01/07/2021 - 30/06/2022	Civil	2	200	0.87	0	0	No	In Progress	Clayton Jacobs
Infrastructure	Development and maintenance of buildings	Maintenance of Municipal Buildings	01/07/2021 - 30/06/2022	Civil	2	186	0.81	0	0	No	In Progress	Clayton Jacobs
Infrastructure	Basic Infrastructure services, including water sewer	Annual Deforesting of Oxidation Dams	01/11/2021 - 28/02/2022	Civil	7	233	1.01	0	0	No	In Progress	Francois Malan
Enviromental and Cultural Sector	Waste Management	Cleaning Rivers and Open Spaces	01/07/2021 - 30/06/2022	Civil	7	657	2.86	0	0	No	In Progress	Annaline Siebritz
Enviromental and Cultural Sector	Waste Management	Sweeping Streets	01/03/2022 - 31/03/2022	Civil	0	0	0.00	0	0	No	0	Annaline Siebritz
Enviromental and Cultural Sector	Waste Management	Maintenance of Public Refuse Bins	30/07/2021 - 29/10/2021	Civil	4	417	1.81	0	0	No	In Progress	Annaline Siebritz
Infrastructure	Road and stormwater System Development and Maintenance	Cleaning Side Walks and Stormwater Channels	01/09/2021 - 29/04/2022	Civil	21	1,268	5.51	0	0	No	In Progress	Jerome Smith
Infrastructure	Basic Infrastructure services, including water sewer	Cleaning around Fire Hydrants and Resrviors	01/08/2021 - 30/06/2022	Civil	12	1,004	4.37	0	0	No	In Progress	Edwin Howburg
Enviromental and Cultural Sector	Parks and Beautification	Cleaning Cemeteries and Open Spaces	01/07/2021 - 30/06/2022	Civil	33	3,201	13.92	0	0	No	In Progress	Renate Du Plessis
Enviromental and Cultural Sector	Parks and Beautification	Superviviom of Play Parks	01/07/2021 - 30/06/2022	Civil	5	541	2.35	0	0	No	In Progress	Renate Du Plessis
Enviromental and Cultural Sector	Parks and Beautification	Maintenance of Sports Grounds	01/07/2021 - 30/06/2022	Civil	4	708	3.08	0	0	No	In Progress	Renate Du Plessis
Social Sector	Social Services	Cleaning Services	01/07/2021 - 30/06/2022	Corporate	1	268	1.17	0	0	No	In Progress	Ilse Look
Social Sector	Social Services	Access Control Officers	01/07/2021 - 30/06/2022	Corporate	7	605	2.63	0	0	No	In Progress	Sunet de Jongh
Social Sector	Social Services	Fire Service Duties	01/07/2021 - 30/06/2022	Protection	1	74	0.32	0	0	No	In Progress	Royston Harris
Social Sector	Social Services	Control Room Operater	01/07/2021 - 30/06/2022	Protection	1	32	0.14	0	0	No	In Progress	Royston Harris
Social Sector	Social Services	Development Services	01/07/2021 - 30/06/2022	Development	1	55	0.24	0	0	No	In Progress	Hillary Balie
Social Sector	Social Services	Data Capturer	01/07/2021 - 30/06/2022	Civil	0	137	0.60	0	0	No	In Progress	Jonhill Spies
Social Sector	Social Services	Placement of Beneficiaries on Serviced Erfs	01/10/2021 - 30/06/2022	Development	2	104	0.45	0	0	No	In Progress	Melvin Harmse
Infrastructure	Development and maintenance of buildings	Housing Project	01/11/2021-30/06/2022	Development	100	846	3.68	0	0	No	In Progress	Sylvester Arendse
Social Sector	Social Services	Archive	01/09/2021 - 30/11/2021	Corporate	0	0	0.00	0	0	No	0	Nicolette Brandt
Infrastructure	Electrical Works	Electrical Bulk Supply	02/08/2021 - 31/05/2022	Electrical	10	881	3.83	0	0	No	In Progress	Johan Van der Zandt
Infrastructure	Electrical Works	Upgrading of Electrical Networks	02/08/2021 - 031/05/2022	Electrical	4	260	1.13	0	0	No	In Progress	Johan Van der Zandt
Infrastructure	Basic Infrastructure services, including water sewer	Darling & Moorreesburg WWTW	01/07/2021 - 30/11/2021	Civil	1	2,756	11.98	0	0	No	In Progress	Jonhill Spies
Infrastructure	Basic Infrastructure services, including water sewer	Construction of Roads	01/01/2022 - 30/04/2022	Civil	14	663	2.88	0	0	No	In Progress	Jonhill Spies
Enviromental and Cultural Sector	Waste Management	Cleaning of Coastal Area	01/07/2021-30/06/2022	Civil	2	176	0.77	0	0	No	In Progress	Annaline Siebritz
Enviromental and Cultural Sector	Waste Management	Covid-19 Project	01/07/2021-30/06/2022	Civil	8	873	3.80	0	0	No	In Progress	Annaline Siebritz
<b>TOTAL</b>					249	16,145	70.20					

	TARGETS FOR 2020/2021	TOTALS ACHIEVED FOR 2020/2021
Work opportunities	264	249.00
Full Time Equivalents	127	70.20



# SWARTLAND MUNICIPALITY

Office of the Director: Electrical Engineering Services  
31 January 2022

## VERSLAG VAN DIE DEPARTEMENT ELEKTRIESE INGENIEURSDIENSTE VIR SEPT - DES 2021 REPORT OF THE DEPARTMENT ELECTRICAL ENGINEERING SERVICES FOR SEP - DEC 2021

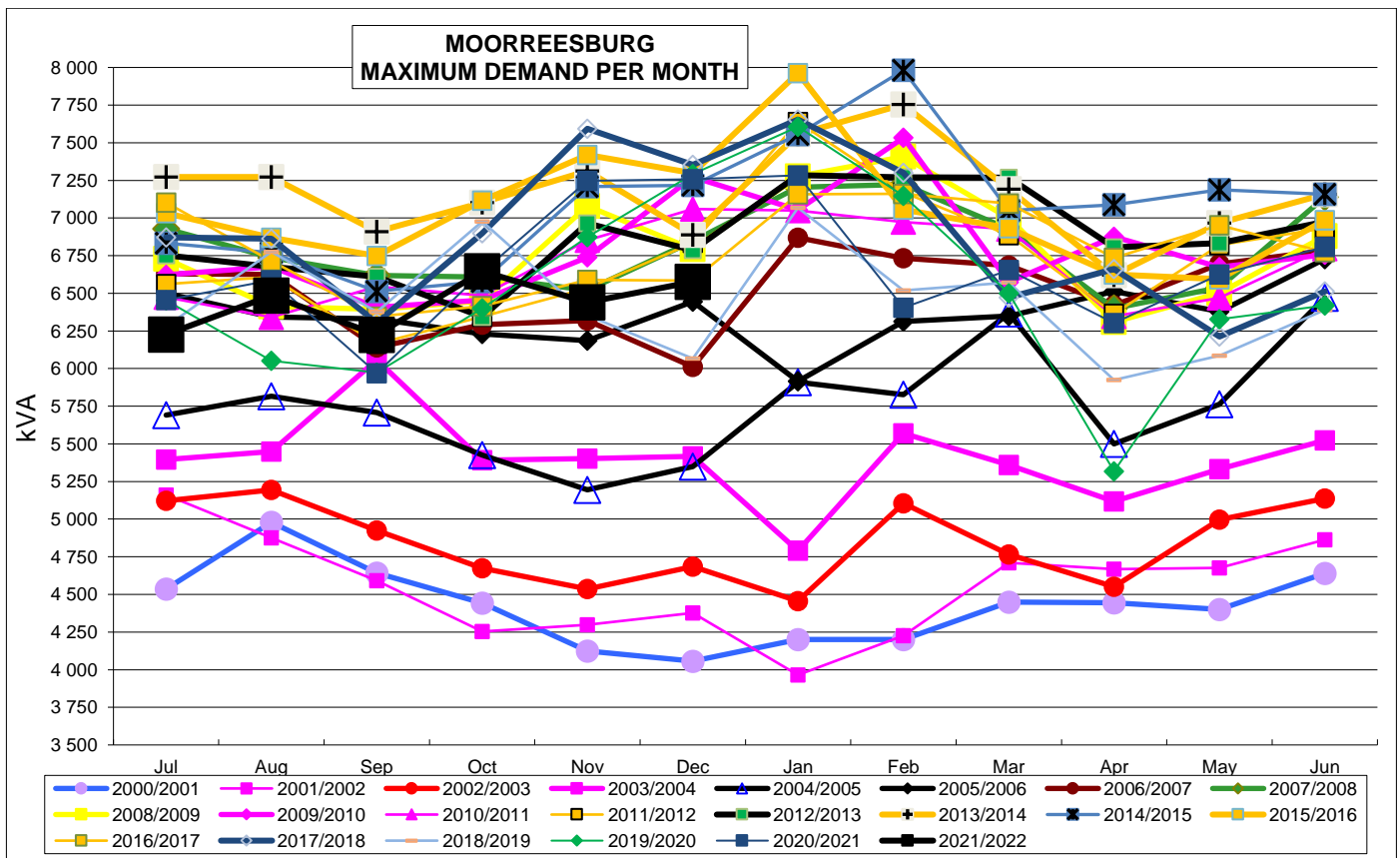
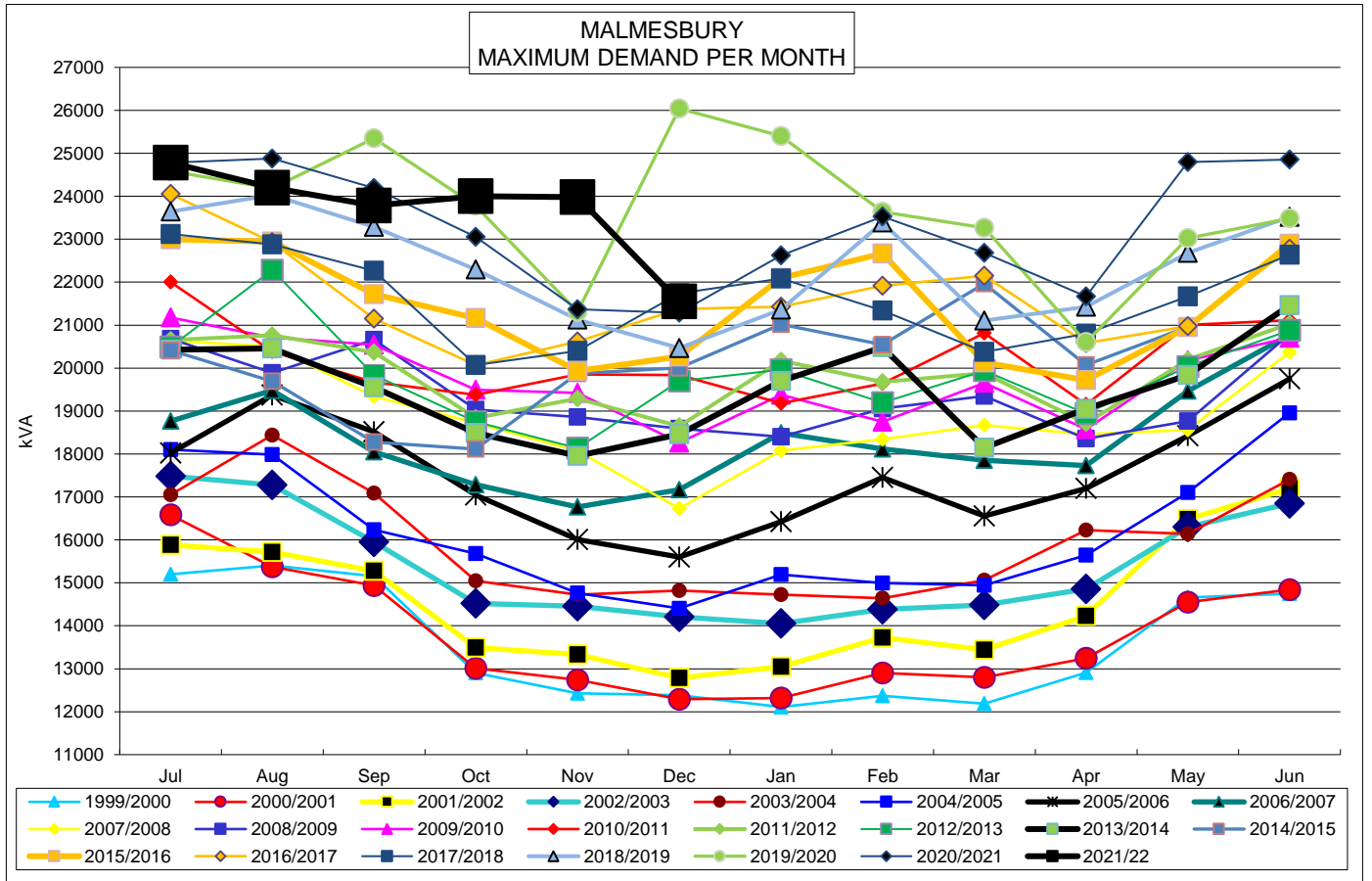
### 1. ELECTRICITY CONSUMPTION

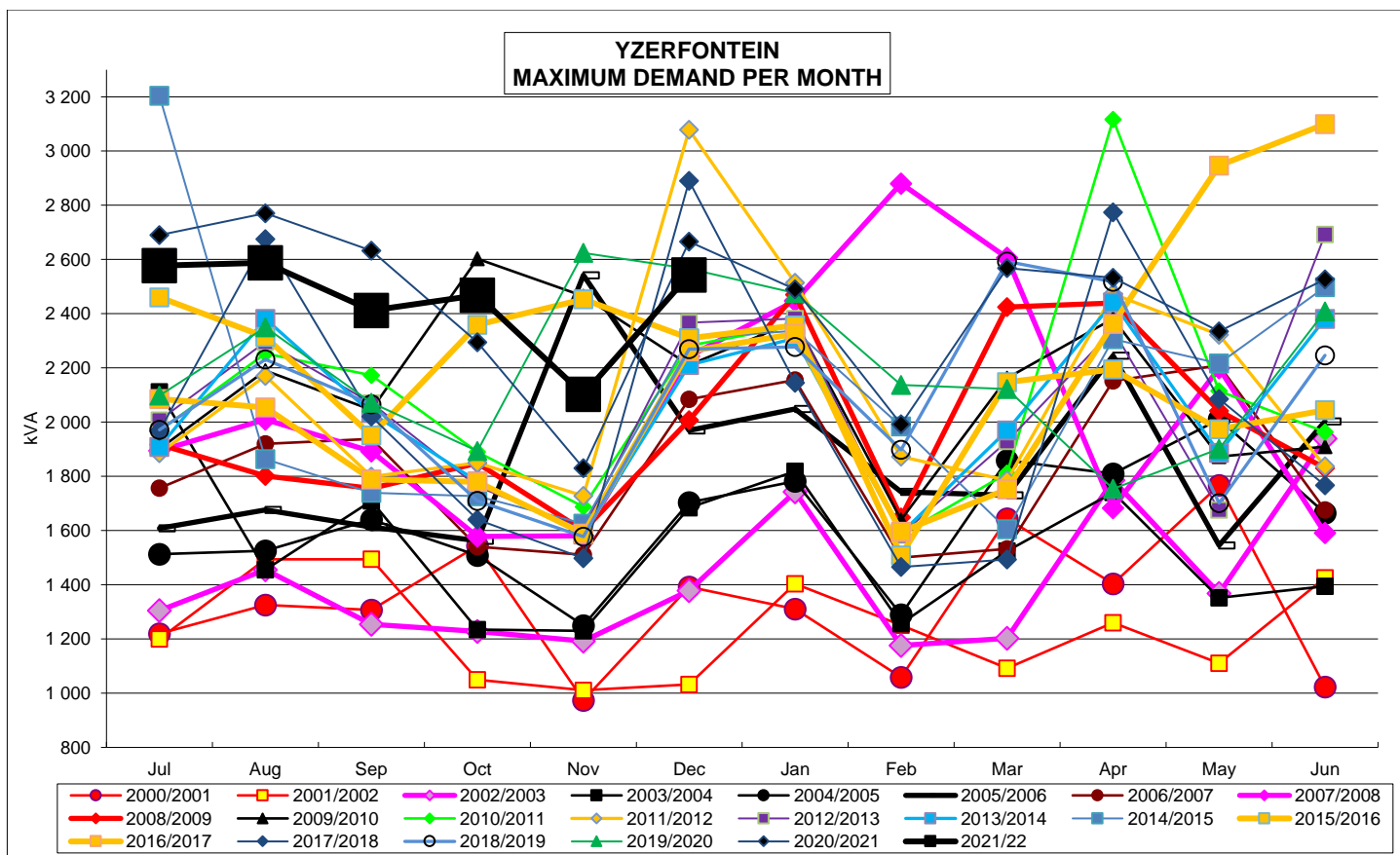
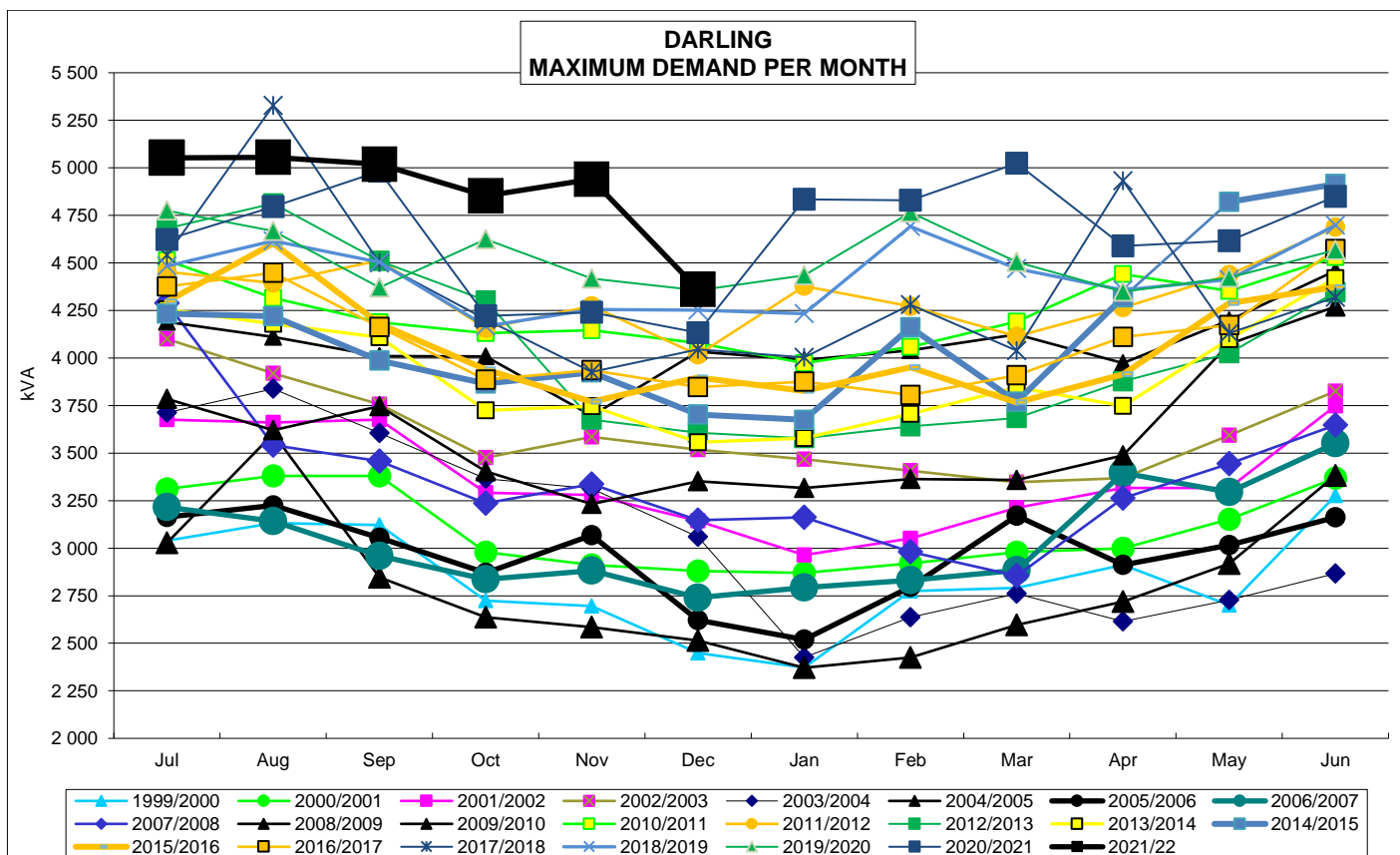
ITEM	MALMESBURY		MOORREESBURG		DARLING		YZERFONTEIN		TOTALS	
Purchase:										
Tariff structure	Megaflex		Megaflex		Megaflex		Miniflex			
Notified MD (MVA)	29		8		5.5		3.9		46.4	
	Sep-20	Sep-21	Sep-20	Sep-21	Sep-20	Sep-21	Sep-20	Sep-21	Sep-20	Sep-21
Max. demand (MVA)	24.19	23.78	5.97	6.22	4.98	5.02	2.63	2.41	37.77	37.44
% Increase	-1.68%		4.27%		0.73%		-8.37%		-0.89%	
Energy (GWh)	11.56	11.38	2.62	2.50	2.01	2.14	0.98	1.03	17.17	17.05
% Increase	-1.59%		-4.63%		6.69%		4.92%		-0.72%	
Peak (GWh)	2.03	17.85%	0.4886	19.53%	0.3818	17.82%	0.1782	17.37%	2.5907	17.81%
Standard (GWh)	4.70	41.35%	1.1277	45.08%	0.8982	41.92%	0.4076	39.73%	6.0095	41.32%
Off-peak (GWh)	4.64	40.80%	0.8853	35.39%	0.8627	40.26%	0.4402	42.91%	5.9441	40.87%
Loadfactor	0.67		0.56		0.63		0.60		0.63	
Average Powerfactor	1.00		0.95		0.93		0.99		0.97	

ITEM	MALMESBURY		MOORREESBURG		DARLING		YZERFONTEIN		TOTALS	
Purchase:										
Tariff structure	Megaflex		Megaflex		Megaflex		Miniflex			
Notified MD (MVA)	29		8		5.5		3.9		46.4	
	Oct-20	Oct-21	Oct-20	Oct-21	Oct-20	Oct-21	Oct-20	Oct-21	Oct-20	Oct-21
Max. demand (MVA)	23.06	24.00	6.64	6.65	4.22	4.85	2.30	2.47	36.22	37.97
% Increase	4.09%		0.05%		14.96%		7.56%		4.83%	
Energy (GWh)	11.84	11.14	2.80	2.53	1.91	1.94	0.87	0.88	17.42	16.49
% Increase	-5.90%		-9.79%		1.95%		0.87%		-5.33%	
Peak (GWh)	1.76	15.79%	0.4375	17.31%	0.3580	18.42%	0.1600	18.18%	2.2774	16.31%
Standard (GWh)	4.48	40.21%	1.1443	45.28%	0.8196	42.17%	0.3439	39.05%	5.6430	40.41%
Off-peak (GWh)	4.90	43.99%	0.9452	37.40%	0.7658	39.41%	0.3766	42.77%	6.0429	43.28%
Loadfactor	0.63		0.52		0.59		0.49		0.60	
Average Powerfactor	1.00		0.94		0.92		0.98		0.96	

ITEM	MALMESBURY		MOORREESBURG		DARLING		YZERFONTEIN		TOTALS	
Purchase:										
Tariff structure	Megaflex		Megaflex		Megaflex		Miniflex			
Notified MD (MVA)	29		8		5.5		3.9		46.4	
	Nov-20	Nov-21	Nov-20	Nov-21	Nov-20	Nov-21	Nov-20	Nov-21	Nov-20	Nov-21
Max. demand (MVA)	21.37	23.98	7.25	6.44	4.24	4.94	1.83	2.10	34.68	37.46
% Increase	12.24%		-11.15%		16.50%		14.86%		8.01%	
Energy (GWh)	11.44	10.72	2.87	2.67	2.01	1.91	0.88	0.84	17.20	16.13
% Increase	-6.34%		-7.05%		-4.88%		-4.88%		-6.21%	
Peak (GWh)	1.90	17.71%	0.5229	19.60%	0.3877	20.31%	0.1645	19.68%	2.4507	18.20%
Standard (GWh)	4.38	40.90%	1.2098	45.34%	0.7958	41.68%	0.3232	38.67%	5.5025	40.87%
Off-peak (GWh)	4.43	41.38%	0.9357	35.07%	0.7260	38.02%	0.3480	41.65%	5.5090	40.92%
Loadfactor	0.63		0.58		0.59		0.56		0.60	
Average Powerfactor	0.99		0.93		0.91		0.98		0.95	

ITEM	MALMESBURY		MOORREESBURG		DARLING		YZERFONTEIN		TOTALS	
Purchase:										
Tariff structure	Megaflex		Megaflex		Megaflex		Miniflex			
Notified MD (MVA)	29		8		5.5		3.9		46.4	
	Dec-20	Dec-21	Dec-20	Dec-21	Dec-20	Dec-21	Dec-20	Dec-21	Dec-20	Dec-21
Max. demand (MVA)	21.29	21.55	7.26	6.58	4.13	4.36	2.67	2.54	35.34	35.03
% Increase	1.24%		-9.39%		5.50%		-4.62%		-0.89%	
Energy (GWh)	11.17	11.25	2.40	2.22	1.95	1.92	0.95	0.98	16.47	16.36
% Increase	0.69%		-7.70%		-1.38%		3.45%		-0.62%	
Peak (GWh)	1.81	16.09%	0.3566	16.09%	0.3244	16.90%	0.1632	16.61%	2.2976	16.24%
Standard (GWh)	4.56	40.56%	0.9025	40.72%	0.7779	40.52%	0.3766	38.34%	5.7160	40.40%
Off-peak (GWh)	4.87	43.34%	0.9574	43.19%	0.8173	42.58%	0.4424	45.04%	6.1343	43.36%
Loadfactor	0.71		0.46		0.66		0.53		0.65	
Average Powerfactor	0.99		0.91		0.90		0.98		0.94	





## 2. ELECTRICITY INCOME AND EXPENDITURE

MNTH	MALMESBURY		MOORREESBURG		DARLING		YZERFONTEIN		RIEBEEK WES PPC		TOTAL	
	PURCHASE	INCOME	PURCHASE	INCOME	PURCHASE	INCOME	PURCHASE	INCOME	PURCHASE	INCOME	PURCHASE	INCOME
Jul/2021	R 24 065 619	R 22 247 130	R 5 317 303	R 5 426 383	R 4 150 190	R 3 375 274	R 2 008 492	R 2 383 175	R 209 202	R 146 179	R 35 750 806	R 33 578 141
Aug/2021	R 23 371 059	R 21 188 675	R 4 757 597	R 6 327 141	R 4 292 282	R 4 254 170	R 1 919 521	R 2 591 289	R 210 952	R 159 511	R 34 551 411	R 34 520 786
Sep/2021	R 13 995 414	R 19 318 897	R 3 225 181	R 5 535 138	R 2 949 749	R 3 597 939	R 1 373 533	R 2 058 237	R 148 743	R 123 270	R 21 692 620	R 30 633 481
Oct/2021	R 13 531 691	R 23 220 626	R 3 226 838	R 4 930 679	R 2 439 374	R 3 755 568	R 1 078 960	R 1 824 751	R 129 936	R 130 991	R 20 406 798	R 33 862 615
Nov/2021	R 13 265 470	R 19 357 929	R 3 416 394	R 4 016 674	R 2 433 762	R 3 644 320	R 1 040 565	R 1 819 051	R 124 245	R 101 718	R 20 280 436	R 28 939 692
Dec/2021	R 13 573 699	R 20 720 032	R 2 838 714	R 5 157 819	R 2 358 275	R 3 910 918	R 1 172 458	R 2 222 414	R 122 027	R 107 338	R 20 065 173	R 32 118 521
Jan/2022		R 0		R 0		R 0		R 0		R 0	R 0	R 0
Feb/2022		R 0		R 0		R 0		R 0		R 0	R 0	R 0
Mar/2022		R 0		R 0		R 0		R 0		R 0	R 0	R 0
Apr/2022		R 0		R 0		R 0		R 0		R 0	R 0	R 0
May/2022		R 0		R 0		R 0		R 0		R 0	R 0	R 0
Jun/2022		R 0		R 0		R 0		R 0		R 0	R 0	R 0
<b>CUM TOT.</b>	R 101 802 952	R 126 053 288	R 22 782 026	R 31 393 835	R 18 623 632	R 22 538 189	R 8 593 529	R 12 898 917	R 945 105	R 769 007	R 152 747 244	R 193 653 235
<b>SURPLUS</b>	R 24 250 336		R 8 611 809		R 3 914 556		R 4 305 388		-R 176 098		R 40 905 990	
<b>% GROSS SURPLUS</b>	19.2%		27.4%		17.4%		33.4%		-22.9%		21.1%	

## 3. PROJECTS

Refer to SDBIP.

## 4. Connections

Sep/Oct/Nov/Dec

DESCRIPTION	MALMESBURY	MOORREESBURG	DARLING	YZERFONTEIN
New credit meter connections	5/10/8/3	-/-/-	4/1/3/4	6/15/3/3
New pre-payment connections	8/5/12/9	4/4/1/3	1/-/-	-/2-/3
Replacement of credit with pre-payment meters	3/4/2/-	5/-/2/2	2/1/-	2/3/1/8
Defective credit meters	-/12/4/1	-/-/-1	-/5/-/2	2/2/-
Defective pre-payment meters	9/11/29/11	5/3/3/-	2/4/4/2	-/-/-1

## 5. MAINTENANCE

### 5.1 Maintenance expenditure

..

	VOTE	BUDGET	Jul-21	Aug-21	Sep-21	Oct-21	Nov-21	Dec-21	Jan-22	Feb-22	Mar-22	Apr-22	May-22	Jun-22
NETWORK MAINTENANCE	R 797 756	R 18 115	R 61 823	R 171 122	R 287 899	R 451 684	R 524 150							
STREETLIGHTS	R 580 000	R 38 848	R 193 431	R 274 334	R 287 117	R 327 893	R 391 411							
METERS	R 76 729	R 0	R 0	R 1 696	R 1 696	R 1 696	R 1 696							
MACHINERY	R 83 319	R 151	R 10 216	R 20 857	R 49 578	R 52 443	R 54 914							
RADIOS	R 8 282	R 0	R 0		R 0	R 0	R 0							
RADIO NETWORK	R 39 437	R 0	R 14 230	R 14 230	R 14 230	R 14 230	R 14 230							
FESTIVE LIGHTING	R 30 000	R 0	R 0	R 0	R 26 050	R 26 050	R 26 050							
TOTAL	R 1 615 523	R 57 114	R 279 700	R 482 239	R 666 570	R 873 997	R 1 012 451	R 0	R 0	R 0	R 0	R 0	R 0	R 0
		3.54%	17.31%	29.85%	41.26%	54.10%	62.67%	0.00%	0.00%	0.00%	0.00%	0.00%	0.00%	0.00%

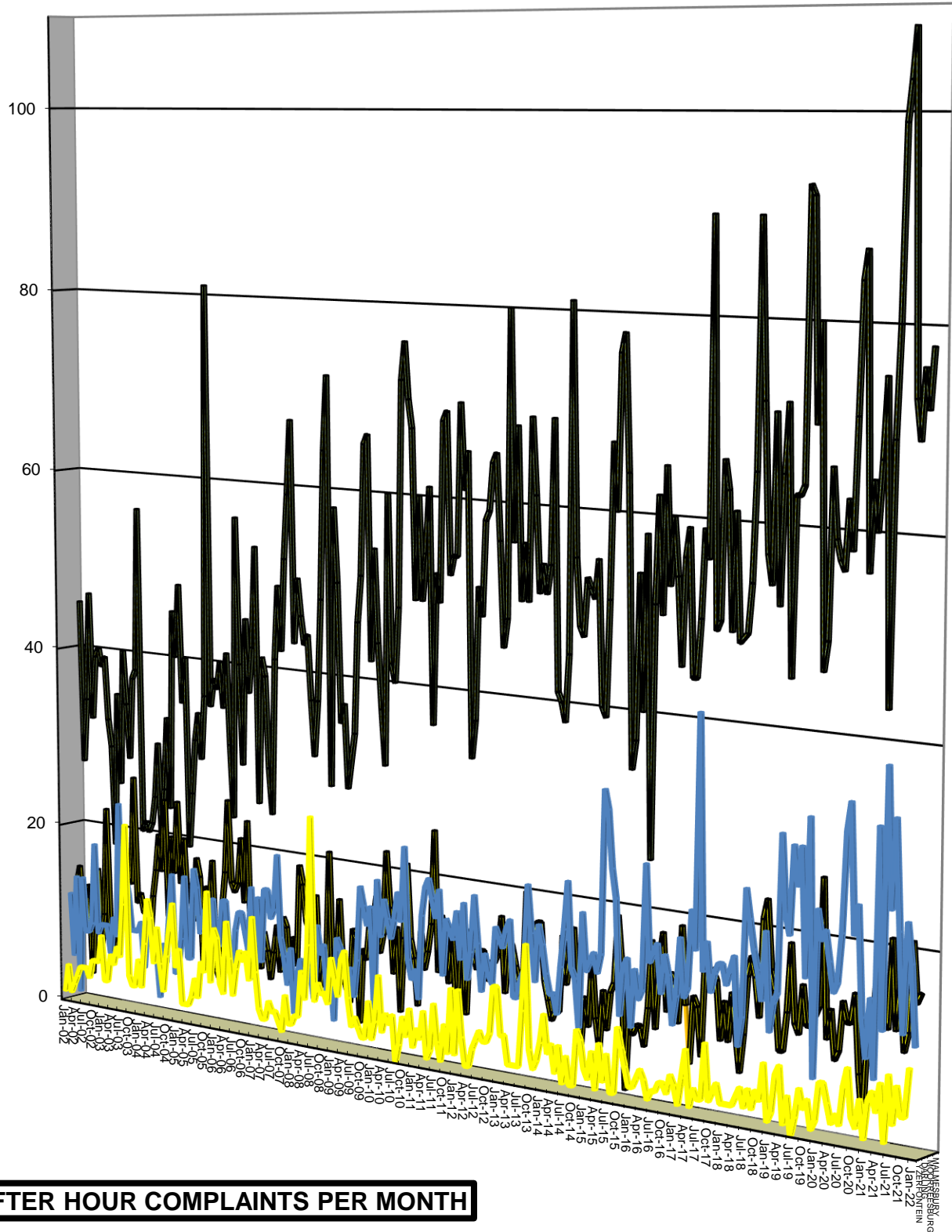
## 5.2 CALLOUTS FOR REPAIRS AND MAINTENANCE

Sep-21	Total Complaints Logged	Complaints during office hours	Complaints during after hours	% After hour complaints
Darling	35	23	12	
Yzerfontein	17	10	7	
Moorreesburg	67	55	12	
Malmesbury	111	42	69	
<b>Total Complaints</b>	<b>230</b>	<b>130</b>	<b>100</b>	<b>43%</b>

Oct-21	Total Complaints Logged	Complaints during office hours	Complaints during after hours	% After hour complaints
Darling	52	29	23	
Yzerfontein	33	29	4	
Moorreesburg	44	23	21	
Malmesbury	123	47	76	
<b>Total Complaints</b>	<b>252</b>	<b>128</b>	<b>124</b>	<b>49%</b>

Nov-21	Total Complaints Logged	Complaints during office hours	Complaints during after hours	% After hour complaints
Darling	32	13	19	
Yzerfontein	18	14	4	
Moorreesburg	24	9	15	
Malmesbury	129	57	72	
<b>Total Complaints</b>	<b>203</b>	<b>93</b>	<b>110</b>	<b>54%</b>

Dec-21	Total Complaints Logged	Complaints during office hours	Complaints during after hours	% After hour complaints
Darling	17	6	11	
Yzerfontein	33	24	9	
Moorreesburg	34	18	16	
Malmesbury	108	30	78	
<b>Total Complaints</b>	<b>192</b>	<b>78</b>	<b>114</b>	<b>59%</b>



### 5.3 MAJOR AND PLANNED POWER SUPPLY DISRUPTIONS AND PUBLIC SAFETY RISKS

TOWN	DATE	~TIME	DESCRIPTION
MALMESBURY	01 09 21	19:52-00:00	Unplanned disruption Iris, Myrtle street areas. Electrical pole run over by vehicle. Electrical lines on ground. Made safe and repaired.
	02 09 21	00:00-06:00	N7 streetlights control panels vandalised. Cables stolen and steel cages removed. Made safe and repaired.
	06 09 21	19:10-20:15	Open electrical distribution panel. Koljander Street. Made safe and secured.
	11 09 21	08:40-09:34	Open and vandalised electrical distribution panel. Schoonspruit street. Made safe, repaired and secured.
	18 09 21	08:45-09:30	Open electrical distribution panel. Bonekruid street. Made safe and secured.
	21 09 21	00:00-06:00	Cables vandalised and stolen Dalsig low water bridge crossing. Made safe and repaired.
	26 09 21	12:45-13:45	Open electrical distribution panel. Darling Road. Made safe and secured.
	30 09 21	15:00-16:00	House fire Flamink street. Electrical connection made safe and disconnected.
	08 10 21	04:00-05:08	Eskom loadshedding
	09 10 21	10:00-12:20	
	09 10 21	18:00-20:20	
	10 10 21	18:00-20:23	
	11 10 21	02:00-04:15	
	12 10 21	02:00-04:25	
	12 10 21	10:17-12:17	
	13 10 21	08:02-10:13	
	13 10 21	16:11-18:16	
	23 10 21	21:05-22:20	
	24 10 21	04:01-06:28	
	25 10 21	02:00-04:16	
	26 10 21	10:05-12:10	
	26 10 21	18:00-20:19	
	27 10 21	18:01-20:13	
	28 10 21	02:10-04:18	
	28 10 21	10:04-12:10	
	29 10 21	00:07-02:23	
	29 10 21	08:11-10:16	
	02 11 21	22:05-00:11	
	05 11 21	12:00-14:34	
	05 11 21	20:16-22:33	
	06 11 21	20:00-22:12	
	07 11 21	04:00-06:17	
	08 11 21	04:00-06:14	
	08 11 21	12:07-14:19	
	08 11 21	20:05-22:17	
	09 11 21	02:00-04:34	
	09 11 21	10:06-12:35	
	09 11 21	18:02-20:25	
	10 11 21	02:01-04:24	
	10 11 21	10:00-12:11	
	10 11 21	18:00-20:16	
	11 11 21	02:15-04:32	
	12 11 21	02:00-04:16	
	17 11 21	14:03-16:13	
	18 11 21	14:03-16:25	
	05 12 21	12:06-14:17	
	05 12 21	20:15-20:58	



02	10	21	06:00-08:05	Electrical Arcing on overhead line pole. West street. Made safe and repaired.
05	10	21	18:15-19:25	Unplanned disruption Amandelrug, Dirkie Uys street areas. High voltage cable failure at Dirkie Uys substation. Fault isolated and supply reinstated through ring circuit. Cable fault repaired by specialist contractor.
07	10	21	18:55-19:30	Open electrical distribution panel. Arcadia street. Made safe and secured.
13	10	21	18:55-19:55	Unplanned disruption after Eskom load shedding Holomisa, Nonqubele, Rolihlahla, Ekuthuleni street areas. Holomisa Substation overloaded due to proliferation of additional informal housing. Supply restored in phases.
23	10	21	15:00-16:25	Unplanned disruption Jakaranda, Alfa, Eike street areas. Fault located and repaired.
25	10	21	17:17-18:54	Unplanned disruption Coligny, Rhodes street areas. Cable fault located and repaired.
27	10	21	22:15-23:30	Electrical line loose, arcing on overhead line pole. Fresia street. Made safe and repaired.
28	10	21	02:10-04:18	Industrial substation broken into and vandalised during Eskom load shedding. Entered through roof. Copper stolen. Made safe and repaired.
29	10	21	00:07-02:23	Varing street area. Cables cut and stolen during Eskom load shedding. Made safe and repaired later.
31	10	21		Schoonspruit street area. Cables excavated during night, vandalised and stolen. Made safe and repaired.
04	11	21		N7 lighting cables stolen and vandalised. Trenches excavated and cables cut and removed. Damage repaired later.
06	11	21	08:17-12:45	Unplanned disruption Illinge Lethu Repair of vandalised and stolen cables.
06	11	21	12:45-16:15	Unplanned disruption WWTW pumpstation. Minisubstation and cables vandalised. Made safe and damage repaired.
09	11	21	20:26-23:00	Unplanned disruption. Hibiscus, Anys street areas. Overloading after loadshedding. Supply reinstated in phases.
10	11	21	20:20-22:30	Unplanned disruption Biko street area. Electrical pole run over by vehicle. Made safe and repaired.
11	11	21	04:35-06:30	Unplanned disruptions Eike, Alfa, Freesia, Tulpe street areas. Cables vandalised and stolen. 2 Spans overhead line stolen. Vistaria street. Made safe and damage repaired later.
11	11	21	11:23-12:00	Building fire in Rolihlahla street. Disconnect electricity and made safe.
13	11	21	22:00-23:15	Unplanned disruption Barocca substation. High voltage circuit breaker damaged by internal arc flash. Damaged circuit breaker isolated and load transferred to Klipfontein substation. Damage repaired afterwards by manufacturer.
14	11	21	~19:00	Electrical panels at Malmesbury sportfields vandalised. Made safe and damage repaired later.
15	11	21	20:45-21:50	Electrical pole on ground. Abelia street. Made safe and repaired.
21	11	21	13:45-18:00	Unplanned disruption Tswete street. Tree trunk on overhead line. Made safe and line repaired.
23	11	21	17:00-20:30	Mobile generator connected at Kalbaskraal water pumpstation. Subsequent to vandalism of Eskom Kalbaskraal 66000/11000V substation Eskom supplied the area from other substations, resulting in low voltages, causing pump motors to overheat. Eskom installed temporary voltage regulators later.
03	12	21	15:45-17:54	Electrical pole damaged by vehicle. Zola street. Made safe and repaired.
04	12	21	20:10-21:18	Electrical lines on ground Fynbos street. Made safe and repaired
05	12	21	00:53-02:29	Electrical arcing on overhead lines Hoog street. Made safe and repaired.
15	12	21	05:50-06:50	Unplanned disruption Alfa street area. Fault repaired and supply reinstated.
17	12	21	15:25-16:20	Traffic signal run over by vehicle. Made safe and repaired.
18	12	21	09:35-11:50	Low electrical overhead line. Visarend street. Made safe and relocated.

MOORREES-BURG	01	09	21	12:00-17:00	Unplanned disruption Reservoir, Park street areas. Supply cable damaged by excavations. Made safe, fault repaired and supply reinstated. Damaged electrical distribution panels. Sirkel, Malva, Krisante, Disa streets. Made safe, repaired and secured.
	20	09	21	15:55-16:50	
	09	10	21	00:00-02:20	Eskom loadshedding
	10	10	21	00:05-02:25	
	10	10	21	08:00-10:20	
	11	10	21	08:00-10:18	
	11	10	21	16:00-18:30	
	12	10	21	16:00-18:09	
	13	10	21	22:00-00:09	
	23	10	21	21:00-22:19	
	24	10	21	10:00-12:15	
	24	10	21	18:00-20:12	
	26	10	21	00:12-02:06	
	26	10	21	10:00-12:17	
	27	10	21	00:00-02:20	
	27	10	21	08:00-10:13	
	27	10	21	16:00-18:20	
	28	10	21	00:00-02:21	
	28	10	21	08:00-10:19	
	29	10	21	14:00-16:25	
	02	11	21	22:00-00:13	
	05	11	21	12:10-14:32	
	05	11	21	18:00-20:03	
	06	11	21	02:00-04:27	
	06	11	21	10:00-12:06	
	06	11	21	20:10-22:21	
	07	11	21	10:00-12:07	
	07	11	21	18:11-20:09	
	08	11	21	02:00-04:16	
	08	11	21	10:09-12:20	
	08	11	21	18:00-20:20	
	09	11	21	00:00-02:30	
	09	11	21	08:05-10:30	
	09	11	21	16:00-18:05	
	10	11	21	00:00-02:04	
	10	11	21	08:00-10:14	
	10	11	21	18:09-20:14	
	11	11	21	00:00-02:02	
	11	11	21	08:00-10:11	
	11	11	21	16:00-18:06	
	17	11	21	14:04-16:15	
	17	11	21	20:00-22:14	
	18	11	21	04:06-06:17	
	19	11	21	12:00-14:13	
	04	12	21	21:00-22:07	
	05	12	21	02:00-04:11	
	19	10	21	02:00-03:45	Unplanned disruption Plein, Tuin street areas. Cable damaged by excavations by optical fibre contractor. Fault repaired by contractor.
	19	10	21	19:15-20:00	
	22	10	21	10:00-10:15	Unplanned disruption. Royal, Golf, River street areas. Overhead line overheated and burnt off. Fault repaired and supply reinstated. Open electrical distribution panel. Sonop street. Made safe and secured.
	25	10	21	11:00-15:30	
	07	11	21	20:40-21:30	Unplanned disruption Suider street areas. Cable damaged by excavations by optical fibre contractor. Fault repaired by contractor. Unplanned disruption Rosenberg. Overloading after loadshedding. Supply reinstated in phases.

	11	11	21	12:00-12:50	Electrical arcing on overhead lines. Akkerboom street. Made safe and repaired.
	27	11	21	11:10-12:20	Electrical panel run over by vehicle. Meul street. Made safe and repaired.
	07	12	21	09:00-10:00	House fires Sibanye Square. Made safe and disconnect electricity.
	18	12	21	20:48-21:19	House fire Sportsfield area. Made safe and disconnect electricity.
	19	12	21	07:30-15:00	Unplanned disruption WWTW High voltage cable termination failure. Fault repaired by specialist contractor. Supply reinstated
	19	12	21	22:27-00:57	Electrical pole damaged by vehicle. Palmboom street. Made safe and repaired.
	22	12	21	14:00-17:30	Unplanned disruption. Kotze street area. Cable fault located and repaired. Supply reinstated.
DARLING YZERFONTEIN	15	09	21	16:15-16:35	Low electrical lines reported Port Jackson Singel. Made safe and reinstated.
	16	09	21	16:10-16:45	Damaged electrical pole Cimbidium street. Made safe and reinstated.
	09	10	21	12:00-14:15	Eskom loadshedding
	09	10	21	20:00-22:30	
	10	10	21	20:00-22:25	
	11	10	21	04:00-06:20	
	12	10	21	04:00-06:20	
	12	10	21	12:00-14:25	
	13	10	21	10:00-12:30	
	13	10	21	18:00-20:20	
	23	10	21	21:00-22:25	
	24	10	21	04:00-06:16	
	25	10	21	02:07-04:30	
	26	10	21	10:00-12:19	
	26	10	21	18:19-20:18	
	27	10	21	12:00-14:18	
	27	10	21	18:00-20:11	
	28	10	21	02:30-04:16	
	28	10	21	18:00-20:30	
	29	10	21	02:14-04:24	
	29	10	21	10:05-12:21	
	03	10	21	00:00-02:09	
	05	11	21	14:07-16:33	
	06	11	21	22:00-00:26	
	06	11	21	04:30-05:20	
	07	11	21	06:15-08:15	
	08	11	21	06:00-08:06	
	08	11	21	14:00-16:20	
	08	11	21	20:00-22:20	
	09	11	21	04:00-06:18	
	09	11	21	12:00-14:17	
	09	11	21	20:00-22:16	
	10	11	21	04:00-06:05	
	10	11	21	12:00-14:14	
	10	11	21	20:00-22:12	
	11	11	21	04:00-06:16	
	11	11	21	20:00-22:18	
	12	11	21	04:00-06:20	
	13	11	21	02:00-04:45	
	17	11	21	14:18-16:23	
	18	11	21	14:02-16:13	
	05	12	21	12:07-14:02	
	05	12	21	20:05-21:02	

	12	10	21	20:30-21:05	Electrical Arcing on overhead line pole. Okkerneutboom Avenue. Made safe and repaired.
	22	10	21	14:59-18:05	Unplanned disruption. Tully high voltage overhead line damaged by falling tree. Lines on ground. Made safe and repaired.
	23	10	21	13:00-13:33	Low electrical lines Disa street. Made safe and repaired.
	06	11	21	03:25-04:00	Electrical arcing on overhead line. Botterboom street. Made safe and repaired.
	08	11	21	19:05-20:45	Unplanned disruption Darling North and East. High voltage line fault located and repaired.
	14	11	21	08:00-12:45	Planned disruption Industrial area. Replacement of high voltage metering ring main unit.
	18	11	21	19:00-20:20	Unplanned disruption Silverboom area. Fault located and supply reinstated.
	19	12	21	01:32-02:12	Attempted cable theft Olieboom street. Made safe and repaired.

(SGN) R DU TOIT DIRECTOR: ELECTRICAL ENGINEERING SERVICES



## Verslag ♦ Ingxelo ♦ Report

Kantoor van die Direkteur: Ontwikkelingsdienste  
8 Februarie 2022

7/1/2/2-2  
WYK: n.v.t.

**ITEM 5.1 VAN DIE AGENDA VAN 'N PORTEFEULJE KOMITEE VERGADERING (ONTWIKKELING EN BESKERMING) WAT GEHOU SAL WORD OP 16 FEBRUARIE 2022**

<b>ONDERWERP:</b> <b>SUBJECT:</b>	<b>MAANDVERSLAG (DESEMBER 2021): ONTWIKKELINGSDIENSTE</b> <b>MONTHLY REPORT (DECEMBER 2021): DEVELOPMENT SERVICES</b>
--------------------------------------	--

*Attached are the following reports relating the functioning of the Development Services directorate during December 2021, in terms of Council's Strategic Management System:*

*Annexure A : Additional Reports from Divisional Heads*

(get) J S Krieger

**MUNICIPAL MANAGER**

## **Division: Human Settlements**

### **MONTHLY REPORT – NOVEMBER & DECEMBER 2021**

#### **ABBREVIATIONS**

**DEPARTMENT OF HUMAN SETTLEMENTS (DHS)**

**INTEGRATED RESIDENTIAL DEVELOPMENT PROGRAMME (IRDP)**

**UPGRADING INFORMAL SETTLEMENTS PROGRAMME (UISP)**

**PROJECT INITIATION DOCUMENT (PID)**

**PROJECT FEASIBILITY REPORT (PFR)**

**PROJECT IMPLEMENTATION READINESS REPORT (PIRR)**

<b>NO.</b>	<b>NAME OF PROJECT</b>	<b>STATUS</b>
1	<b>Riebeek Kasteel Service Site Project</b>	The project makes provision for 435 serviced sites.
		Services 100 % completed
		434 subsidies has been approved
		433 erven has been handover
		431 title deeds has been registered.
		2 Outstanding tile deeds
		280 structures have been erected on erven.
		Eskom is busy with the installation of electricity to the structures.
		Busy to appoint a contractor for the erection of fencing between the project & neighbouring farmer.
2	<b>De Hoop Catalitic Project</b>	The project will take place in a phased approach and will create ± 2000 opportunities
		The first phase of the project will comprise of approximately 735 opportunities, which will be implemented in two phases (Phase 1 A & Phase 1 B) on various land parcels. The first phase, Phase 1A will consist of 395 opportunities. The remaining ± 1 605 units will be constructed over a period of 2 -6 financial years subject to the availability of funding received from DHS.
		The contractor, EXEO have been appointed for the installation of services and the project is 100% completed
		Received PIRR approval for the construction of 200 top structures in the 2021/22 financial year and 195 top structures in the 2022/23 financial year.
		The contract between the relevant parties has been concluded.

		The tender for the construction of houses has been awarded to <b>Simply Do Construction (PTY) Ltd.</b>
		In terms of the National Housing Code On the 30 <sup>th</sup> September 2020 National Department of Human Settlements informed the municipalities about the <b>budget cuts</b> and the new directive whereby only the following people will qualify for Top structures (houses) <b>The Aged, Persons with Disabilities, Military Veterans and Child headed households in line with the date of application on the waiting list.</b>
		<b>132 Foundations, 102 wall plates &amp; 70 roofs has been completed.</b>
		200 houses will be completed before end of June 2022
3	<b>Chatsworth Service Site Project</b>	The project makes provision for 130 serviced sites.
		Received PID approval from DHS
		Awaits POA from HDA
		Busy with negotiations between different stakeholders
4	<b>Darling Project (FLISP)</b>	The project makes provision for 36 units/erven.
		Received land-use approval.
		Asla is busy with the township layout planning.
		The PID/PFR funding applications has been submitted to DHS
5	<b>Riverlands I/S</b>	The project makes provision for 8 erven.
		6 subsidies has been approved
		<b>The Department of DHS however indicated that due to a shortage of funding the budget for all individual subsidies has been depleted and will only be replenished on 01 April 2022.</b>

**MANAGER: HUMAN SETTLEMENTS**

DEVELOPMENT SERVICES: COMMUNITY DEVELOPMENT



Monthly Council Report NOV & DEC 2021



# EXECUTIVE SUMMARY: COMMUNITY DEVELOPMENT

- **Introduction**

As part of the Development Service Department: Community Development division strategic Key Performance Indicators (KPI's) were established as part the performance management system. The Community Development Division is reporting monthly on the Key Performance Indicators.

There is a link between the KPI's, IDP and the Swartland Municipal Social Development Policy and Strategy, which has six strategic focus areas. For reporting to the Portfolio Committee, feedback will be given in terms of the Key Performance Indicators as follows:

**Key Performance Area: Community Development:**

**FOCUS AREA – EARLY CHILDHOOD DEVELOPMENT:**

**Legislation applicable: Children's Act of 2005, Constitution Schedule 4B and 5B**

*Ph-09-0114:* Promote the development of child facilities

**Key Performance Indicators (KPI's):**

**1. Number of capacity building sessions with ECD organisation in the Swartland municipal area:**

- We have a target of 10 capacity-building sessions with ECD organisation for the year. For the month of November 2021, one capacity building session was held. Capacity Building Session with Darling ECD facilities (4 participants). In December 2021 one institutional capacity building training was held where 27 people attended.

Our target for the year is to have of 10 capacity building sessions with ECD organisations.

**2. Number of Quarterly reports on the implementation of capacity building intervention sessions submitted to the director:**

- Each quarter of the financial year reporting is done on the capacity building interventions in order to determine if the sessions had an impact on the ECD organisations.

**QUARTERLY REPORT ON CAPACITY BUILDING INTERVENTIONS DONE FROM JULY-SEPTEMBER 2021 BY SWARTLAND MUNICIPALITY IN PARTNERSHIP WITH VARIOUS STAKEHOLDERS.**

**OCTOBER 2021**

**MOORREESBURG ECD MANAGEMENT TRAINING- 27 OCTOBER 2021**

The Centre for Early Childhood Development and the Swartland Municipality has collaborated to assist facilities within Moorreesburg on the following basis:

- Understanding the management of a ECD facility
- Protocols for streamlining the functioning and the sustaining their respective facilities
- Maintaining proper protocols for administering policies, guidelines and government regulations
- Governance and operational interventions

Based on the highlighted aspects, the group agreed that a time-schedule, be compiled to determine the prioritization of activities as transcribed in the above-mentioned list. The group also agreed that all governing board members should be present and part of the additional sessions, be hosted as they form part of the implementation and sustainability of the organization/ ECD facility.

Way forward:

- Look at the prioritization of activities and determine what need to be incorporated into terms of short-term; medium-term and long-term implementations

**NOVEMBER 2021**

**CAPACITY BUILDING SESSION WITH DARLING ECD FACILITIES- 30 NOVEMBER 2021**

The Swartland Municipality, Community Development Division held on a session with the respective ECD facilities of Darling to re-prioritize interventions that will help streamline their implementation of sustaining their organization.

Objectives identified to streamline the process for implementation:

- Understanding Registration of ECD facility and Compliance
- Business Plan Compilation and requirements
- ECD Constitution and compliance – NPO Act No 71 of 1997
- Finances (Financial Statements, Narrative Report- Feedback and Budgeting)

Based on the highlighted aspects, the group agreed that a time-schedule, be drawn up to determine the prioritization of activities as transcribed in the above-mentioned.

Way forward:

- Look at the prioritization of activities and determine what need to be incorporated into terms of short-term; medium-term and long-term implementations
- Conduct follow up sessions in the first three quarters of 2022, to track progress.

**DECEMBER 2021**

**INSTITUTIONAL CAPACITY BUILDING SESSION- 2 & 3 DECEMBER 2021**

The Swartland Municipality in collaboration with the Department of Social Development conducted an ICB session for approximately two days. This initiative was based upon the last NPO session that was conducted, to look at alternative interventions to streamline and sustain the organization.

The session covered the following aspects such as:

- Key Governing Board Responsibilities
- Strategic Planning and Implementation
- Policy related decisions which effectively guide operational activities of staff/ personnel
- Activities through SWOT Analysis

Way forward:

- Schedule a meeting to address the outcomes of the training.
- Draw up a time-schedule for implementation of activities, as listed at the training
- Monitor, evaluate and review progress in relation to the time-schedule.

### **3. Number of unregistered facilities assisted to register their facilities:**

- It is essential to assist unregistered facilities on a continuous basis to ensure they become legal. For the month of November 2021, two ECD facilities were assisted with information to register their facilities. The following ECD's was assisted:  
Elkana Childcare Malmesbury and Sonneblomland Daycare Abbotsdale.

December 2021: Assistance with registration of Jeria Sending (Darling)

Swartland Municipality has a collaboration and facilitation role when it comes to the registration of ECD's. Therefore, we collaborate with DSD, which still has the mandate of social development and registering the ECD's. DSD have a service provider Grassroots on a three-year basis to assist them in the Swartland with the registration process.

### **Key Performance Area: Community Development:**

#### **FOCUS AREA – YOUTH DEVELOPMENT:**

#### **Legislation applicable: Constitution of RSA 1996 section 152 (1) c**

*Ph-09-0115:* Promote the capacity of young adults

#### **Key Performance Indicators (KPI's):**

### **1. Number of people (including youths) assisted with career guidance and information about economic opportunities:**

- Throughout the year Swartland Municipality's youth office assist people with career guidance and information. For the month of **November 2021**, 206 people including youth were assisted with applications in the following way:

Job application forms: Swartland Municipality application form (8 people); Swartland Municipality Database Form (7 people); Z83 forms (19 people); Career Guidance and Support (18 people); Opportunities (Training/Workshop/Vacancies) (1 person); WCDM (10 people); Distribution of information on vacancies (143 people)

#### **December 2021:**

Job application forms: Swartland Municipality Application form (2 people); Z83 forms (2 people); Career Guidance and Support (15 people); Opportunities (Training/Workshop/Vacancies) (3 person); WCDM (10 people); Distribution of information on vacancies (28 people)

On a monthly basis the youth office, also circulate job opportunities to relevant stakeholders, community, NGO's, government departments electronically via e-mail. Career guidance is also done at the Thusong centre where the youth office is based.

### **2. Number of youths from the Swartland community who entered into job opportunities with assistance from the Youth office**

- The youth office link with government departments, the private sector, businesses and NGO's to assist youth of the Swartland to enter into job opportunities. For the month of November 2021 no youth entered into a job opportunity, but in December 2021 one youth entered into a permanent job opportunity as a cleaner at Citrusdal Hospital.

### **3. Number of training, internships and learnership opportunities in collaboration with other Departments with the assistance from the Youth Office:**

For the month, November and December 2021 no youth entered into a learnership opportunity. Target for the year is 10 for the year.

**Key Performance Area: Community Development:**

**Focus: Vulnerable people:**

**Legislation applicable: Constitution of RSA 1996 section 153 (a) Schedule 4B &5B**

*Ph-09-0116: Promote access to social development services for vulnerable people*

**Key Performance Indicators (KPI's):**

**1. Number of people reached through government services at the Ilingeletu Thusong Centre:**

- The target for the Thusong Centre is to render services to people visiting the centre. The following services were rendered at the Thusong Centre for November 2021:

SASSA (734 people); CAPE ACCESS (61 people); Thusong office services (804); DEPARTMENT OF LABOUR (115); STANDARD BANK (2)

In total 1716, people were reached at the Ilingeletu Thusong Centre

**December 2021:**

SASSA (116 people); CAPE ACCESS (257 people); Thusong office services (417); Department of Agriculture (38 people);

In total 972 people were reached at the Ilingeletu Thusong Centre

**2. Number of Thusong Mobile Outreaches implemented in the Swartland Municipal area:**

- The Thusong Mobile outreaches is a mechanism to take services to the people with anchor departments such as (SASSA, Home Affairs, DSD; DOL). In the Swartland Municipal area, Thusong Mobile Outreaches is not subject to the anchor department, but we include NGO's, other government departments, and businesses to collectively render services to communities.

Thusong Mobiles for the month of November 2021, the **Kalbaskraal Thusong Mobile** took place on 19 November 2021. Services rendered Environmental Affairs (17 people); SEDA (six people); Standard Bank (12 people); Sinethemba (51 people); DOA (63 people); TB CARE (10 people); Transport and Public Works Department (19 people); DSD (nine people); SARS (56 people); IEC (15 people)

In total 311 people were reached.

**Chatsworth Thusong Mobile** took place on 24 November 2021. Services rendered Environmental Affairs (18 people); SEDA (13 people); Standard Bank (six people); Sinethemba (210 people); DOA (167 people); Rural Development (four people); TB CARE (10 people); .West Coast College (five people). In total 433 people were reached.

**Moorreesburg Thusong Mobile** took place on 3 December 2021. Services rendered Environmental Affairs (24 people); Department of Labour (30 people); Standard Bank (two people); TB CARE (10 people); .West Coast College (two people). In total 68 people were reached.

**3. Report to the Director Development Services on the number of referrals from the Community Development Division**

- This KPI was developed in order to capture how many referrals are done to other departments where people need assistance. Follow-up is done to determine if people were helped. The following referrals was done for the month of November 2021: Thusong Centre to SASSA (2). Total referrals was two for the month.

#### **4. Number of life skills programmes**

- This category includes any session where capacity of the individual or group were built which excludes business or vocational training or ECD capacity building training. It might include amongst others: health awareness raising, financial literacy, youth camps, arts and culture projects, food kitchens (only if it was accompanied with capacity building). We have a target of 30 life skill programmes for the year

No life skills sessions for November 2021 and 2 Gender Based Awareness sessions were held on 6 & 8 December 2021 in Ilingeethu.

#### **Key Performance Area: Community Development:**

##### **Focus: Local Economic Development :**

##### **Legislation applicable: Constitution of RSA 1996 section 152 (1) c**

*Ph-09-0118:* Support local economic development through skills development

##### **Key Performance Indicators (KPI's):**

#### **1. Number of entrepreneurship training workshops held by referring existing businesses to SEDA and NYDA (2 for the year):**

- No entrepreneurship trainings held in November 2021 and 1 SEDA training intervention session held with entrepreneurs in December 2021.

#### **2. Report on the impact of training workshops, which caused an increase in income, and quality of life of participants submitted annually by August**

- Monitoring and Evaluation are completed and submitted to the Executive Mayoral Council by August 2021 of the impact on the quality of life of participants. The impact report of the 2020/2021 financial year is available at the Manager: Community Development.

#### **Key Performance Area: Community Development:**

##### **Focus: Strategic planning/ Community Participation and LED:**

##### **Legislation applicable: Systems Act 32 of 2000 Chapter 4 17 (1) c, (2) d; Constitution of the RSA 1996 section 41 (h)**

*Ph-13-0004:* Number of meetings with Social Development Forum

##### **Key Performance Indicators (KPI's):**

#### **1. Number of meetings with Social Development Forum**

- The Department of Social Development has the mandate to drive social development needs, where the municipality has a co-ordination role in terms of social development. DSD is the chairperson of the Social development Forum and the municipality the secretariat. We need to meet on a quarterly basis to strategically discuss the focus areas: Child Protection, Victim Empowerment, Substance Abuse and School dropouts.

An ABT meeting was held related to the Social Development Forum in November 2021 to discuss the needs, intervention and project rollout in Ilingeethu that is the hotspot area. No SSDF meeting was held in December 2021, but the GBV awareness took place on 6-8 December 2021 in Ilingeethu.

The Meetings take place once a quarter.

#### **Key Performance Area: Community Development:**

##### **Focus: Socio-Economic Assessments:**

*Ph-16-0001:* Support the coordination of disaster management

##### **Key Performance Indicators (KPI's):**

-Socio-economic assessment are done when a disaster occur. All households receive humanitarian assistance (food parcels, blankets) irrespective the nature of the disaster. For the month of September

2021, the following disasters was reported :. The incidents are captured on collaborator and submitted to the finance department to finalise their process.

The following socio-economic assessments were done in **November 2021**:

58 Ooievaar Circle Moorreesburg, 24 Main Road Kalbaskraal, 128 Luti Katz Extension Yzerfontein, 23 Madeliefie Street Riebeek-Kasteel.

**December 2021:**

1014 Kuilersingel Riebeek-Wes; 6439 A Sibanye Square Moorreesburg; 15 Spoorweg Street Moorreesburg; 63 Denneboom Street Moorreesburg; House adjacent Main Road (Gene Louw Sportsgrounds) Moorreesburg; 791 River Street Kalbaskraal; 35 Groenriver Estate Malmesbury

**Key Performance Area: Community Development:**

**Focus: Educational Programmes (Holiday Programmes):**

*Ph-18-0002:*

**Key Performance Indicators (KPI's):**

- Number of educational programmes implemented (2 per annum)
- No educational programmes for November and December 2021; the next school holiday program will be in June/July 2022

**Community Development**

**Planned Project: December-March 2022**

**YOUTH DEVELOPMENT:**

<b><u>Type of Training/Workshop</u></b>	<b><u>DATE</u></b>	<b><u>Venue</u></b>
<b>December 2021</b>		
Ongoing Career guidance and support for youth and NSFAS applications	Throughout the month	Youth Office (we go out to communities as requested by organisations)
<b>January 2022</b>		
Swartland Local Drug Action Committee Strategic Session	25	
School Holiday Programme event application and bylaw workshop	28	
Ongoing Career guidance and support for youth and NSFAS applications – close 15 January 2022	Throughout the month	Youth Office (we go out to communities as requested by organisations)
<b>February 2022</b>		
Ongoing Career guidance and support for youth	Throughout the month	Youth Office (we go out to communities as requested by organisations)
<b>March 2022</b>		

CCEA Career Exhibition	9&10	At the four different High Schools
Ongoing Career guidance and support for youth	Throughout the month	Youth Office (we go out to communities as requested by organisations)

### **EARLY CHILDHOOD DEVELOPMENT**

<b><u>Type of Training/Workshop</u></b>	<b><u>DATE</u></b>	<b><u>Venue</u></b>
	<b>December 2021</b>	
Institutional Capacity Building Training in partnership with DSD	2 & 3 December 2021	Wesbank Community Hall, Malmesbury
<b>January 2022</b>		
Teachers Training in partnership with CECD	Date to be confirmed by CECD	Moorreesburg
Paediatric First Aid Training	26-28 January 2022	Malmesbury (Wesbank Civiv or Town Hall Malmesbury)
<b>February 2022</b>		
Health and Safety Training	22-24 February 2022	Malmesbury (Wesbank Civiv or Town Hall Malmesbury)
	<b>March 2022</b>	
Continuous ICB and NPO Support with DSD	Month of March 2022	Swartland Facilities
Continuous M&E support Services	Month of March 2022	Swartland ECD and Aftercare Facilities
Board Members Training – Capacity Building Session	6 March 2022	Siphumeze Educare Centre- Ilingeletu

### **Thusong Mobiles:**

<b>Project &amp; Purpose</b>	<b>Date</b>	<b>Venue</b>
Thusong outreach – government services	03/12/2021	Rosenhof Civic centre Moorreesburg
Annual Stakeholders engagement –crafting 2022	14/ 02/2022	Wesbank Library, Malmesbury

Thusong mobile calendar dates		
Thusong outreach – government services	14/03/2022	Darling Civic centre, Darling
NFSAS outreach –information help desk and registration process	14/04/2022	Thusong service centre, Malmesbury
Thusong outreach targeting the farms - government services	13/05/2022	Broodkraal community hall, Broodkraal
Riverlands and Chatsworth SARS mobile outreach – government services	14/06/2022	Riverlands Pop Centre, Riverlands

### **Conclusion**

- The Community Development Division honour Swartland Municipality's Vision: Hope and a dignified life for all people

---

**MANAGER: COMMUNITY DEVELOPMENT**



## Division: Environmental and Occupational Health Facilities

### Monthly Report – November & December 2021

#### a) Occupational Health and Safety

##### Occupational Health and Safety – Regulated by the Occupational Health and Safety Act 85 of 1993

- ✚ Have established Health and Safety Committee – **Meetings held quarterly.**
- ✚ Workstations with Safety Reps.
- ✚ Report on the numbers and detail of injuries on duty to the Compensation Commissioner.
- ✚ Injured workers reports injury on duty to our offices for assistance to see medical practitioner – **Ongoing: November x6 injuries, December x4 injuries.**
- ✚ Serious injury report to Department of Labour – regarding death or loss of limbs – unconsciousness – 14 day IOD leave or more. **None**
- ✚ Submit claims to Department of Labour – **Comp Easy, ongoing.**
- ✚ Health and Safety specifications on construction sites – drawn up and inspections take place by Health and Safety Agent – **AD Astra. Site inspections weekly on different sites.**
- ✚ Safety inspections carried out (Start Card) Safety System developed for Swartland Municipality – **Ongoing.**

#### b) Environmental Health

- Designated Air Quality Officer for Swartland Municipality as well as Noise Control Officer.
- Keeping a database of Fuel Burning process (boilers) in Swartland Municipal area.
- Measure in respect of dust, noise and offensive odours – control of dust – noise and offensive odours – **Ongoing, as needed.**
- Pest Control as requested on municipal property – **Ongoing as needed. November x6 requests, December x8 requests.**
- 3 Months pest control program concentrating on Drains/Stormwater of the whole Swartland Municipal area – **Yearly during February, March and April.**
- Interaction with Western Cape Government Environmental Affairs and Development Planning regarding Air Quality and Noise Control. **November - no meeting held, December - Teams meeting held on 14 December 2021.**
- Licencing Authority for issuing Business Licence – under Business Act 1991 – **Business Licence issued – November x1 Business License, December x2 Business Licences.**
- Inspection – Notices to overgrown erven in Swartland Municipal area – **Inspections done/ongoing.**

#### c) Yzerfontein Caravan Park

- Chalets fully operational.
- All stands at the caravan park is operational.

### **Reporting of Covid 19 for Swartland Municipality**

- Regulated by Disaster Management Act (57/2002)
- Covid 19 Occupational Health and Safety measures in workplaces Covid-19 (C19 OHS) 2020
- Swartland Municipality implemented a Workplace Preparedness Plan – training on the plan took place at various occasions and every employee is familiar with the plan.
- Discussions of the plan took place with employers, employees and trade unions.
- Daily screening at the workplace to be done – daily questionnaire.
- Buildings/offices to be sanitize when necessary (Covid positive).
- Reporting at JOC meeting.

#### **PPE for the virus:**

- Face masks
- Surgical gloves
- Hand sanitizing
- Face shields for workers with co-morbidities

#### **Prevention:**

- Washing and sanitizing of hands
- Avoid touching the face with unwashed hands
- Avoid close contact with people
- Cover your cough or sneeze in your elbow

#### **Symptoms:**

- Mild to severe respiratory illness with -
  - Fever
  - Cough
  - Difficult breathing
  - Sore throat
- Disinfecting of municipal buildings due to Covid positive personnel and members of public to be done when necessary.

**MANAGER: Environmental and Occupational Health Facilities**

## **Division: Built Environment (Planning)**

### **Monthly Report – November & December 2021**

#### **Decisions taken by Authorised Employee:**

##### **November 2021**

- Amendment of an existing approval : Proposed removal of restrictive conditions and departure on Erf 1013, Yzerfontein 15 November 2021
- Proposed exemption from subdivision and consolidation of erven 397 & 398, Kalbaskraal : 15/11/2021
- Rezoning and subdivision on erf 2976, Yzerfontein : Approved 15 November 2021
- Consolidation of erven 9639 & 9640, Malmesbury : Approved 25 November 2021
- Closure of public place ( unregistered Erf 372), subdivision of Erf 250 and consolidation with Erf 322, Abbotsdale : Approved 25 November 2021
- Subdivision of Erf 1818 Riebeek West : Approved 25 November 2021
- Subdivision of exemption from registration of a servitude on Erf 1327, Riebeek Kasteel : Approved 24 November 2021
- Removal of restrictive title restrictions, consent use and departure on Erf 525, Riebeek Wes : Approved 25 November 2021
- Subdivision on Erf 1985, Riebeek Kasteel : Approved 15 November 2021
- Rezoning, departure and consent use on Erf 890, Malmesbury : Approved 25 November 2021
- Consent use on Erf 6409, Moorreesburg : Approved 25 November 2021
- Consent use on Erf 2480, Riebeek Kasteel : Approved 30 November 2021
- Subdivision, departure and exemption on erf 2513, Darling : Approved 30 November 2021
- Exemption of subdivision for the registration of a right of way servitude on erf 11343, Malmesbury : Approved 30 November 2021

##### **December 2021**

- Verlenging van goedkeuringsperiode : Hersoning en afwyking op Erf 967, Malmesbury : 2 Desember 2021
- Amendment of conditions of approval : The rezoning of and departure on Erf 674, Malmesbury : Approved 2 December 2021
- Proposed subdivision of Remainder farm Doornekraal no. 830, Division Malmesbury : Approved 2 December 2021
- Proposed consent use on Erf 223, Moorreesburg : Approved 3 December 2021
- Proposed consent user on Erf 507, Riebeek Kasteel : Approved 3 December 2021
- Proposed rezoning of Erf 924, Moorreesburg : Approved 3 December 2021
- Consent use on Erf 4092, Moorreesburg : Approved 6 December 2021
- Consent use and departure on Erf 1721, Yzerfontein : Approved 3 December 2021
- Subdivision of portion 1 of Farm Wynkeldershoek no 631, Division Malmesbury and consolidation with Remainder Farm Botmaskloof no 661, Division Malmesbury and Remainder Farm Botmaskloof no 632, Division Malmesbury : Approved 2 December 2021

- Amendment of a general plan & exemption from the subdivision and consolidation of erven 2400, 7456, 7460, 12492 and unregistered erven 7461, 7462, 7463, 7464, 7465, 7466, 7467, 7468, 7469 and 7470, Malmesbury : Approved : 7 December 2021
- Exemption from the registration of a pipeline servitude over Farms 498/01, 497/5 & 497/1, Division Malmesbury and Farms 93/0, 422/0 & 92/2, Division Tulbagh : Approved 2 December 2021
- Consent use on erf 8160, Malmesbury : Approved 7 December 2021
- Consent use on erf 8086, Riverlands : Approved 7 December 2021
- Consolidation of erven 4373 and 3746 Darling : 9 December 2021
- Amendment of Design Guidelines : Jakkalsfontein Owner Association : 1 December 2021
- Proposed amendment of the Architectural design Guidelines for the Mile 16 Beach Development, Yzerfontein : Approved 8 December 2021
- Proposed Temporary Departure : The remainder of Farm Hillside West no 708, Division Malmesbury : Approved 9 December 2021
- Proposed subdivision on Erf 473, Yzerfontein : Approved 9 December 2021
- Rezoning, subdivision and departure on Erf 551, Darling : 9 December 2021
- Subdivision on erf 962, Riebeek Wes : Approved 15 December 2021
- Proposed subdivision of remainder of Farm no 667, Division Malmesbury and consolidation with portion 10 of farms no 661 and remainder of Farms 1037, Division Malmesbury as well as departure of development parameters : Approved 14 December 2021
- Proposed subdivision and departure on Erf 1563, Malmesbury : Approved 15 December 2021
- Amendment of conditions of approval : Rezoning and departure on Erf 1218, Yzerfontein : Approved 15 December 2021

### **Decisions taken by The Municipal Planning Tribunal:**

#### **November 2021**

- Consent use on Erf 1746, Yzerfontein : Approved 23 November 2021
- Subdivision on Erf 2131, Yzerfontein : Approved 23 November 2021
- Consent use on Erf 833, Yzerfontein : Approved 23 November 2021
- Removal of restrictive title condition and departure on Erf 28, Yzerfontein : Refuse 24 November 2021

#### **December 2021**

- None

### **Decisions taken by The Appeal Committee: November & December 2021**

- None

## **Division: Built Environment (Valuations)**

### **Supplementary Valuations**

- The First Supplementary Roll has been advertised for public notice and comments with closing date, 13 December 2021. This roll will be implemented as from 1 January 2022.

## Division: Built Environment (Building Control)

**OCTOBER 2021**

- Building plans submitted : **98**
- Building plans **approved** and **acted** on **within** 30 days (**Within benchmark**) : **98 (100%)**  
(Article 7 of Act 103 of 1977)
- **Action** on building applications (letters) **after** 30 days (**Out of benchmark**) : **0**  
(Article 7 of Act 103 of 1977)
- Building plans not approved and no reactions : **0**
- Average time on reactions : **12 days**
- Total building plans approved : **58 (New) + 5 (Old Plans)**  
Total= 63  
Percentage: 64

TOTAL PLANS	TOWN	NEW DWELLINGS	ADDITIONS	NEW COMMERCIAL	OTHER
10	Malmesbury wes van N7	2	4	1	3
37	Malmesbury	22	6	1	8
15	Yzerfontein	8	4	0	3
14	Moorreesburg	9	3	0	2
7	Darling	3	2	1	1
2	Riebeek-Kasteel	0	1	0	1
3	Riebeek-Wes	0	0	0	3
2	Grottobaai	0	1	0	1
1	Jakkalsfontein	0	0	0	1
0	Koringberg	0	0	0	0
3	Abbotsdale	1	2	0	0
1	Kalbaskraal	0	0	0	1
1	Riverlands	0	1	0	0
2	Chatsworth	1	0	0	1
0	Rural	0	0	0	0
<b>98</b>		<b>46</b>	<b>24</b>	<b>3</b>	<b>25</b>

Other building work includes:

- Boundary walls/retaining walls
- Swimming pools
- Wendyhouse applications
- Caports/ Lean to
- Shadeports
- Internal/Renovations
- Rider Plans
- Renewal

**PLEASE NOTE: CALCULATIONS WITHIN 30 CALENDER DAYS.**

## NOVEMBER 2021

- Building plans submitted : **115**
- Building plans **approved** and **acted** on **within** 30 days (**Within benchmark**) : **115 (100%)**  
(Article 7 of Act 103 of 1977)
- **Action** on building applications (letters) **after** 30 days (**Out of benchmark**) : **0**  
(Article 7 of Act 103 of 1977)
- Building plans not approved and no reactions : **0**
- Average time on reactions : **14**
- Total building plans approved : **68 (New) + 5 (Old Plans)**  
**Total= 73**  
**Percentage: 63%**

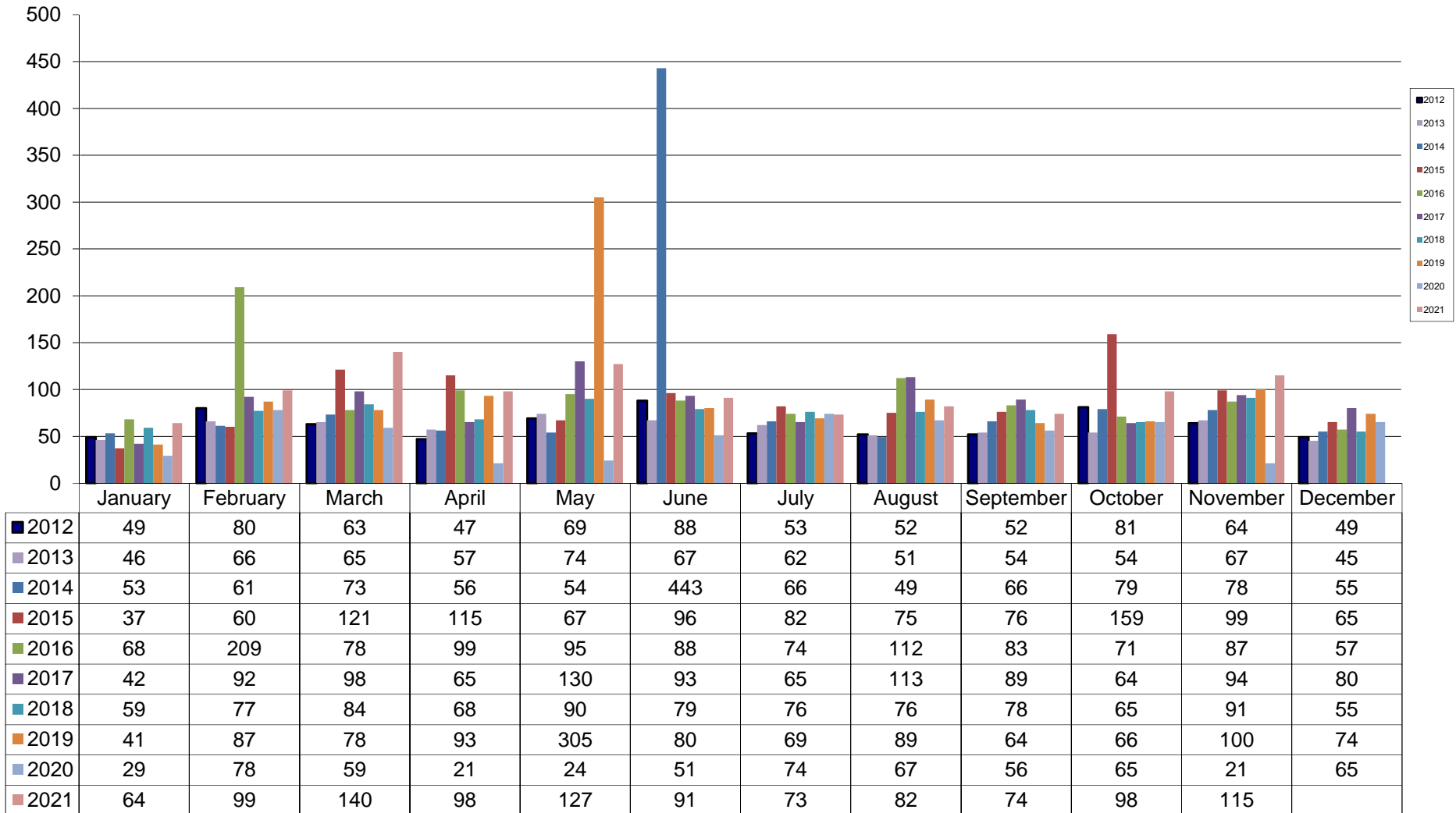
TOTAL PLANS	TOWN	NEW DWELLINGS	ADDITIONS	NEW COMMERCIAL	OTHER
13	Malmesbury wes van N7	0	7	0	6
28	Malmesbury	14	1	0	13
36	Yzerfontein	16	11	0	9
9	Moorreesburg	2	3	1	3
7	Darling	3	2	0	2
4	Riebeek-Kasteel	0	1	0	3
3	Riebeek-Wes	0	2	0	1
3	Grottoabaai	2	0	0	1
1	Jakkalsfontein	0	0	0	1
1	Koringberg	1	0	0	0
2	Abbotsdale	1	1	0	0
1	Kalbaskraal	0	0	0	1
0	Riverlands	0	0	0	0
4	Chatsworth	4	0	0	0
3	Rural	0	2	1	0
<b>115</b>		<b>43</b>	<b>30</b>	<b>2</b>	<b>40</b>

Other building work includes:

- Boundary walls/retaining walls
- Swimming pools
- Wendyhouse applications
- Caports/ Lean to
- Shadeports
- Internal/Renovations
- Rider Plans
- Renewal

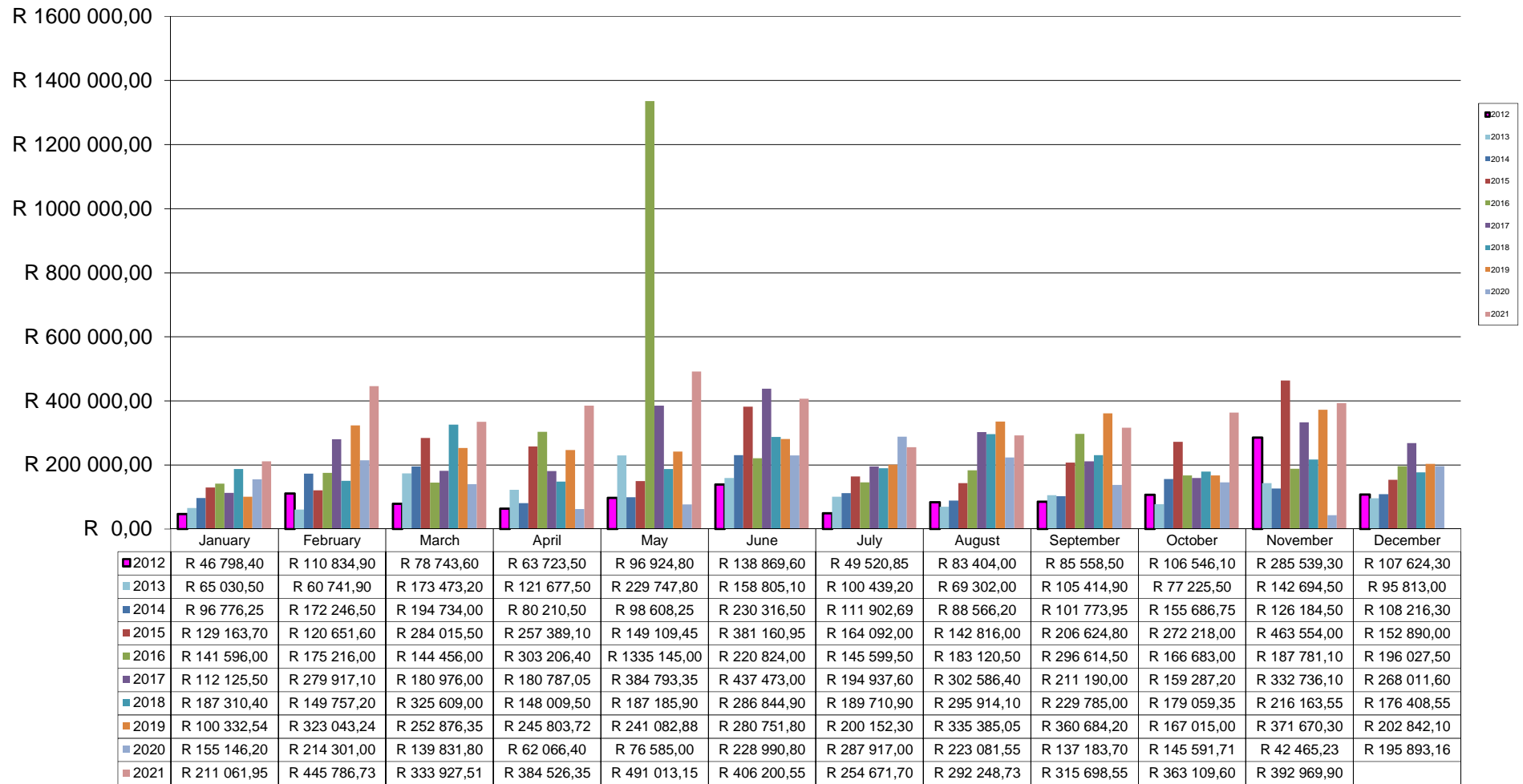
**PLEASE NOTE: CALCULATIONS WITHIN 30 CALENDER DAYS.**

## BUILDING PLANS SUBMITTED

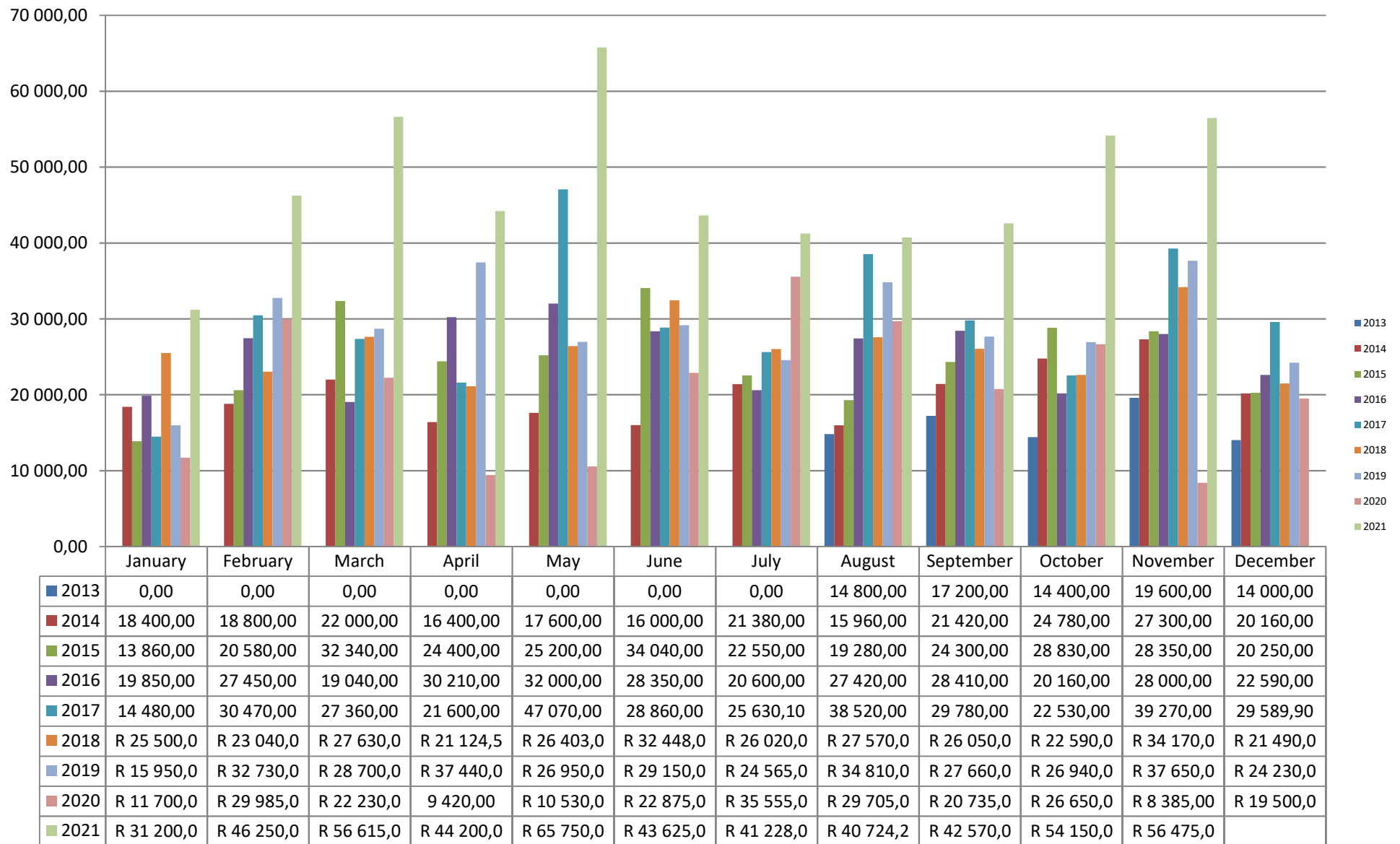




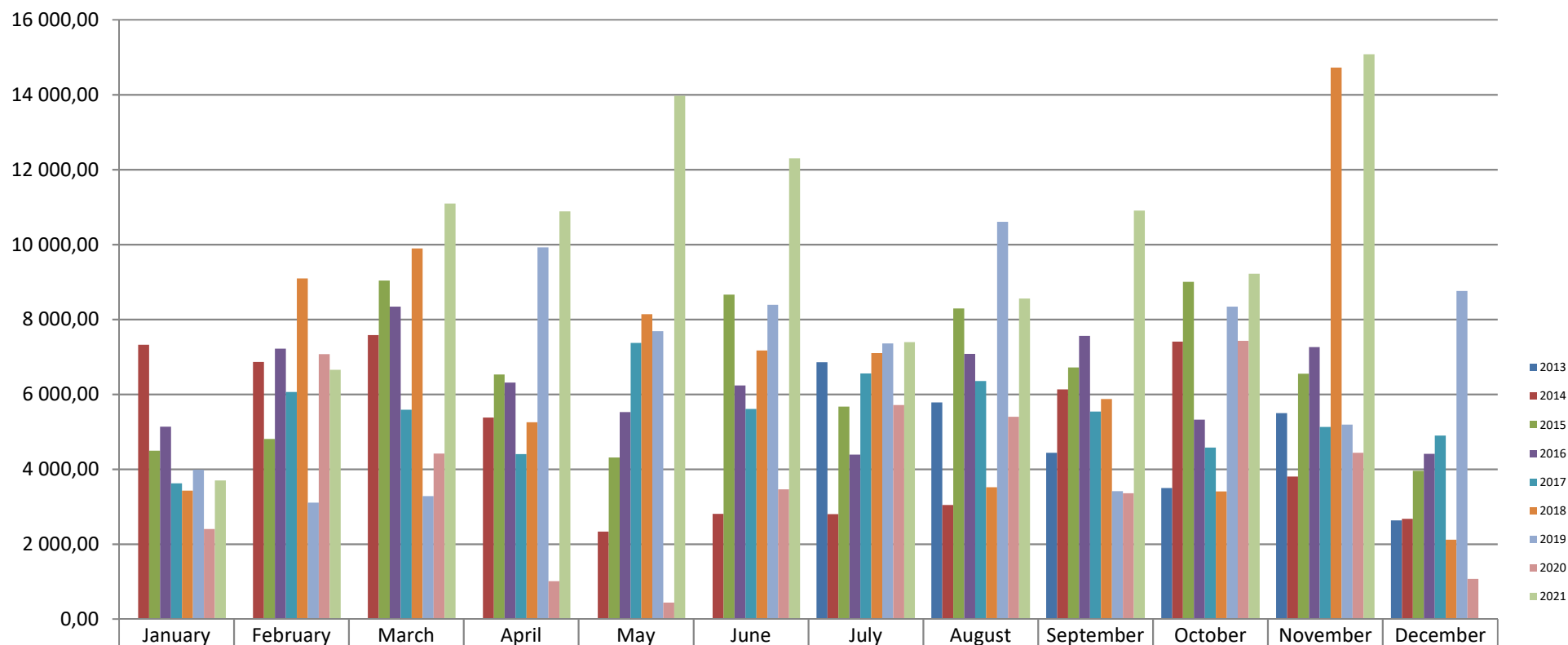
## SCRUTINY FEES



## OCCUPATION FEES

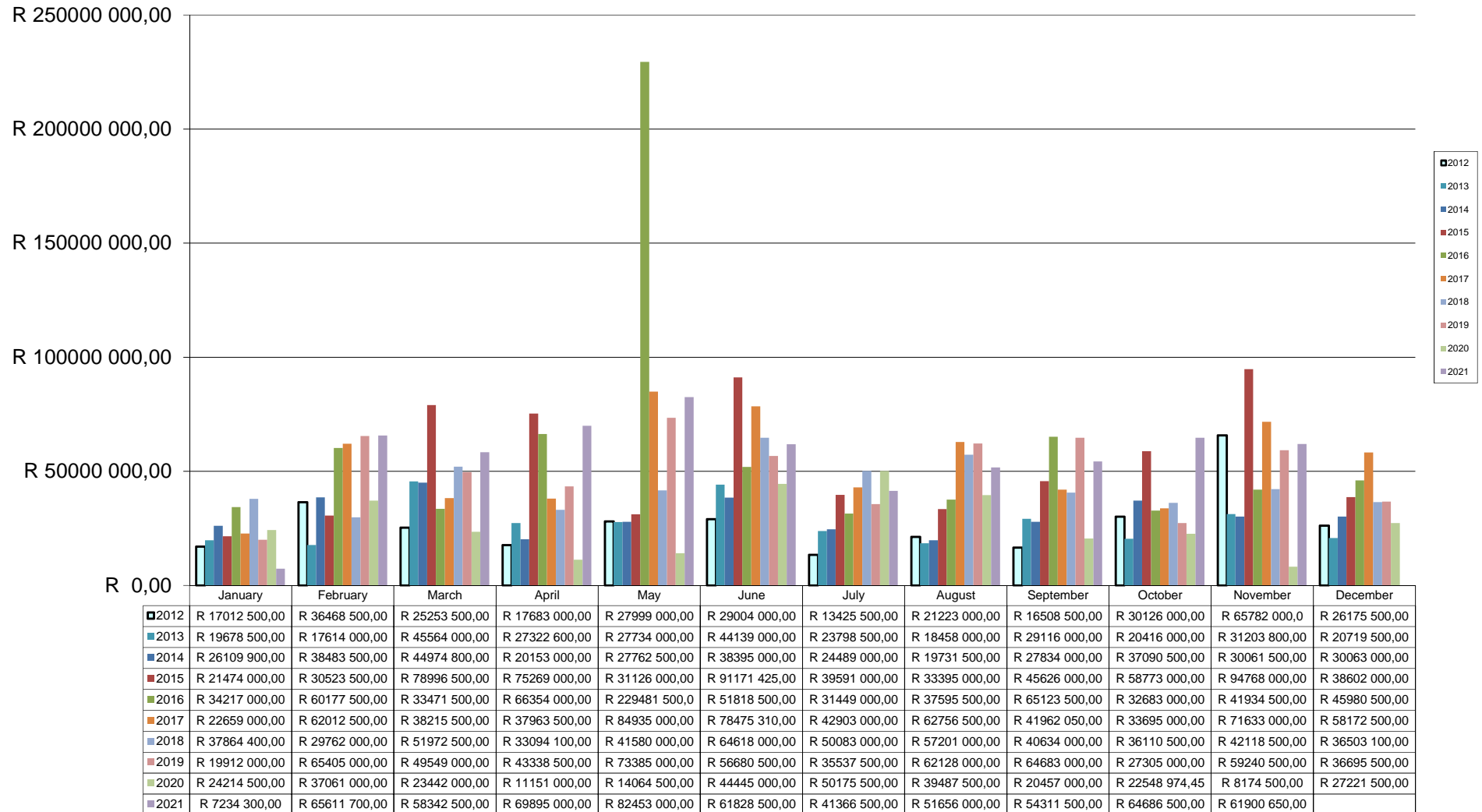


## DEPARTURE FEES

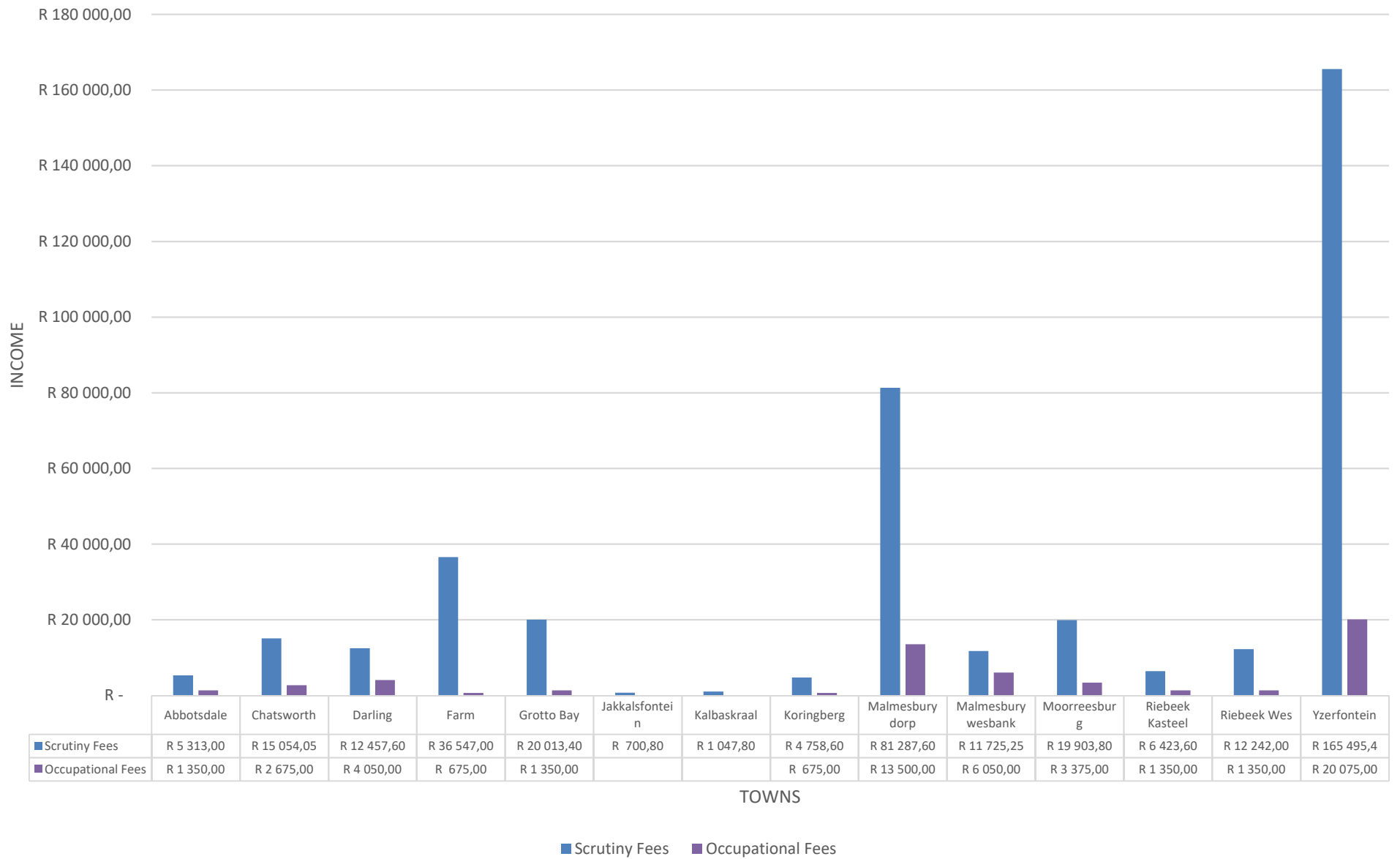


	January	February	March	April	May	June	July	August	September	October	November	December
■ 2013							6 855,00	5 785,00	4 440,00	3 495,00	5 495,00	2 630,00
■ 2014	7 320,00	6 860,00	7 580,00	5 380,00	2 330,00	2 810,00	2 800,00	3 045,00	6 130,00	7 405,00	3 805,00	2 675,00
■ 2015	4 495,00	4 805,00	9 035,00	6 525,00	4 310,00	8 660,00	5 670,00	8 290,00	6 715,00	9 005,00	6 550,00	3 960,00
■ 2016	5 135,00	7 220,00	8 340,00	6 310,00	5 525,00	6 235,00	4 390,00	7 080,00	7 560,00	5 320,00	7 260,00	4 410,00
■ 2017	3 620,00	6 060,00	5 590,00	4 400,00	7 370,00	5 610,00	6 555,00	6 357,00	5 535,00	4 580,00	5 130,00	4 900,00
■ 2018	3 430,00	9 090,00	9 895,00	5 251,50	8 141,00	7 167,50	7 100,00	3 515,00	5 870,00	3 405,00	14 725,00	2 115,00
■ 2019	3 985,00	3 105,00	3 280,00	9 920,00	7 685,00	8 390,00	7 355,00	10 606,70	3 410,00	8 340,00	5 190,00	8 755,00
■ 2020	2 400,00	7 070,00	4 420,00	1 010,00	440,00	3 465,00	5 715,00	5 400,00	3 360,00	7 425,00	4 435,00	1 075,00
■ 2021	3 700,00	6 655,00	11 090,00	10 885,00	13 970,00	12 300,00	7 390,00	8 555,00	10 904,35	9 220,00	15 075,00	

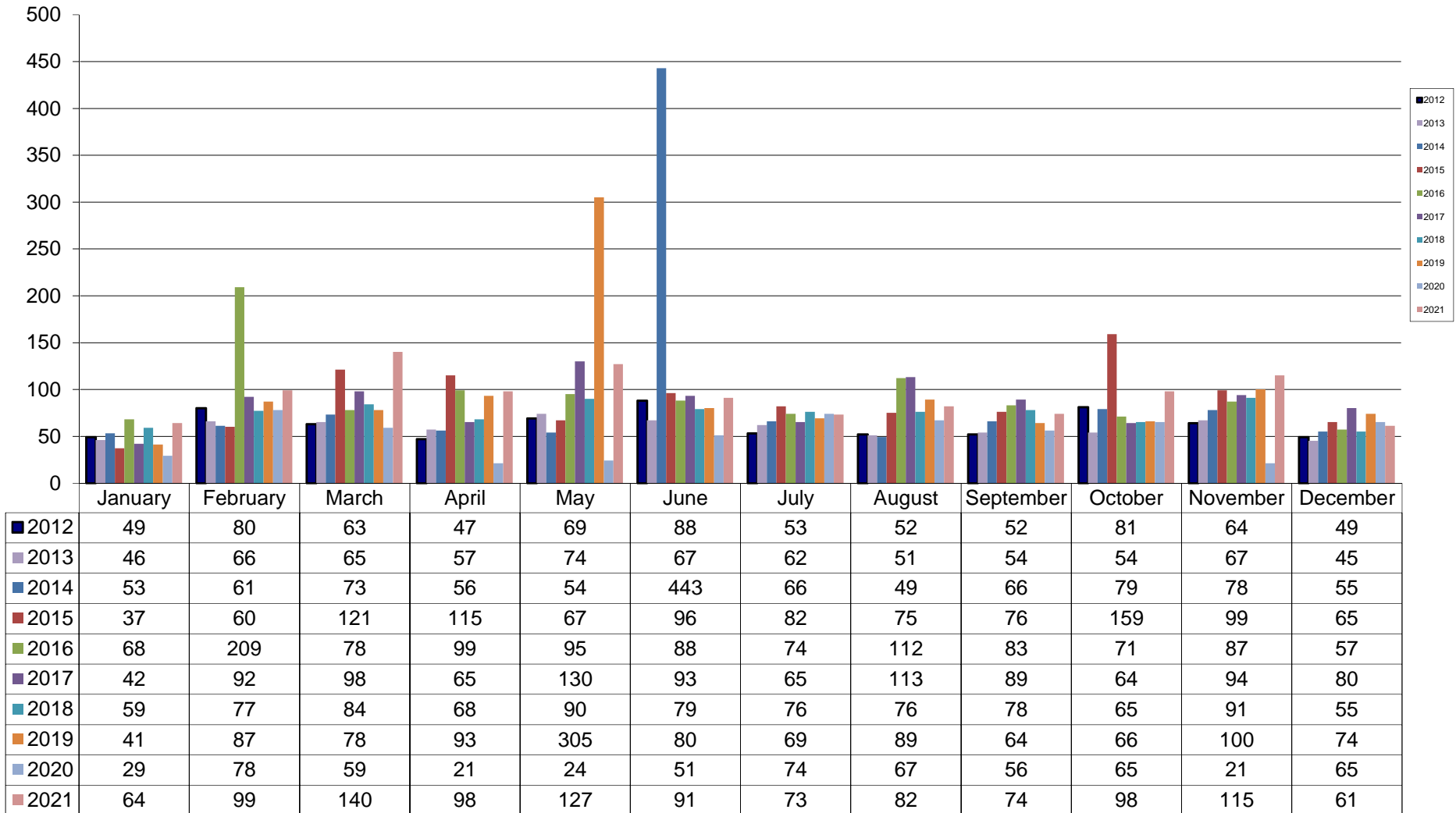
## ESTIMATED BUILDING VALUES



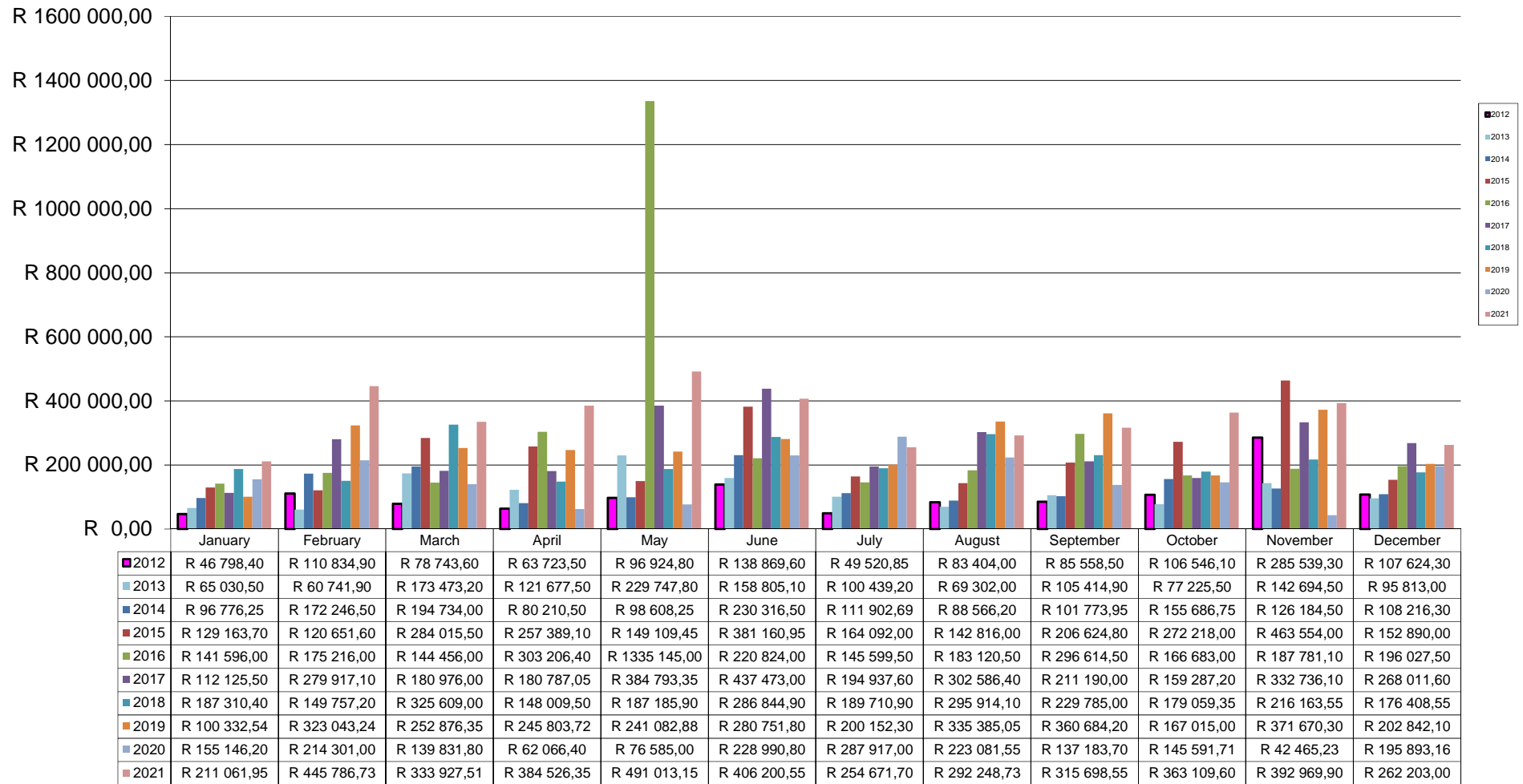
## BUILDING CONTROL INCOME PER TOWN NOVEMBER 2021



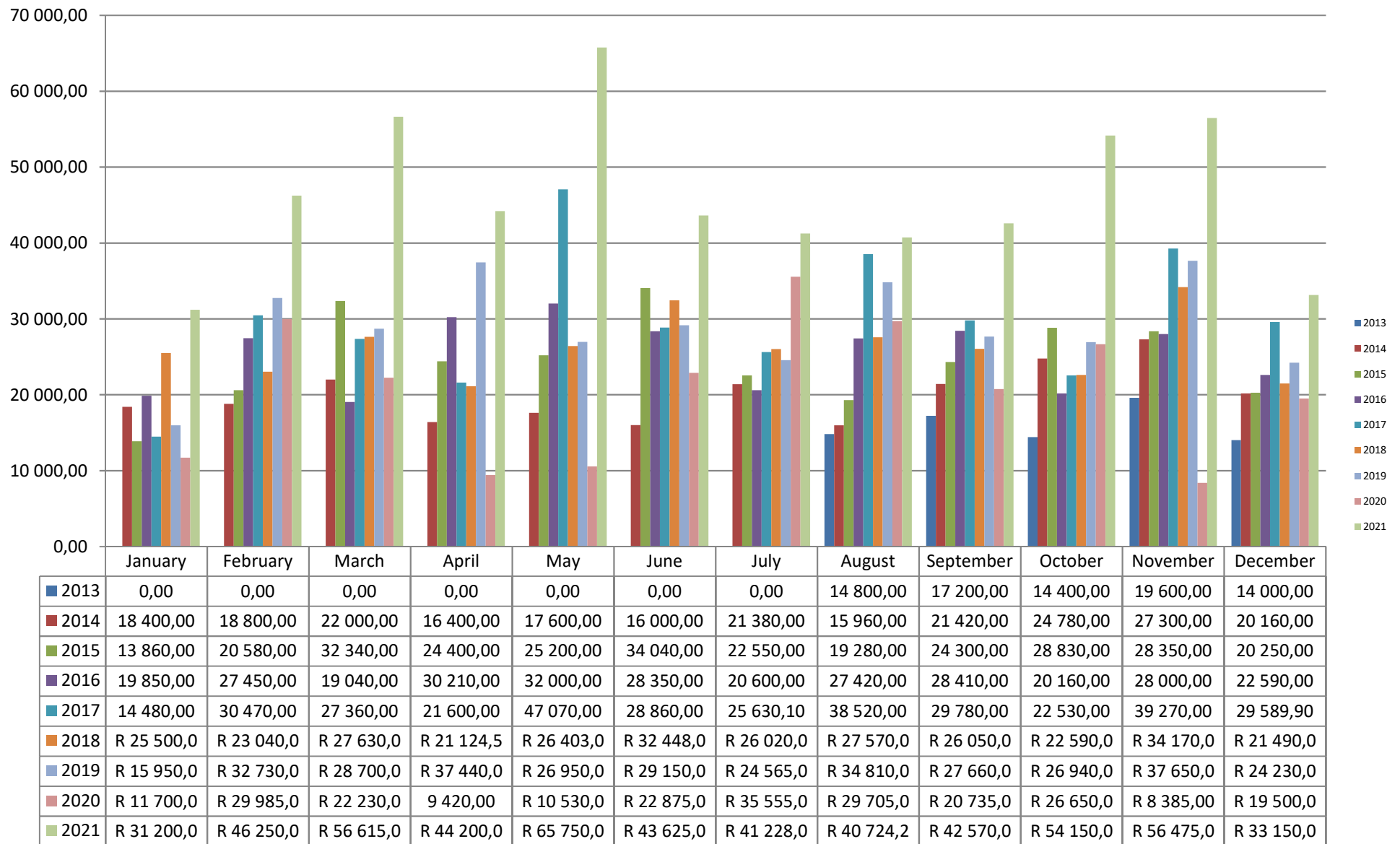
## BUILDING PLANS SUBMITTED



## SCRUTINY FEES

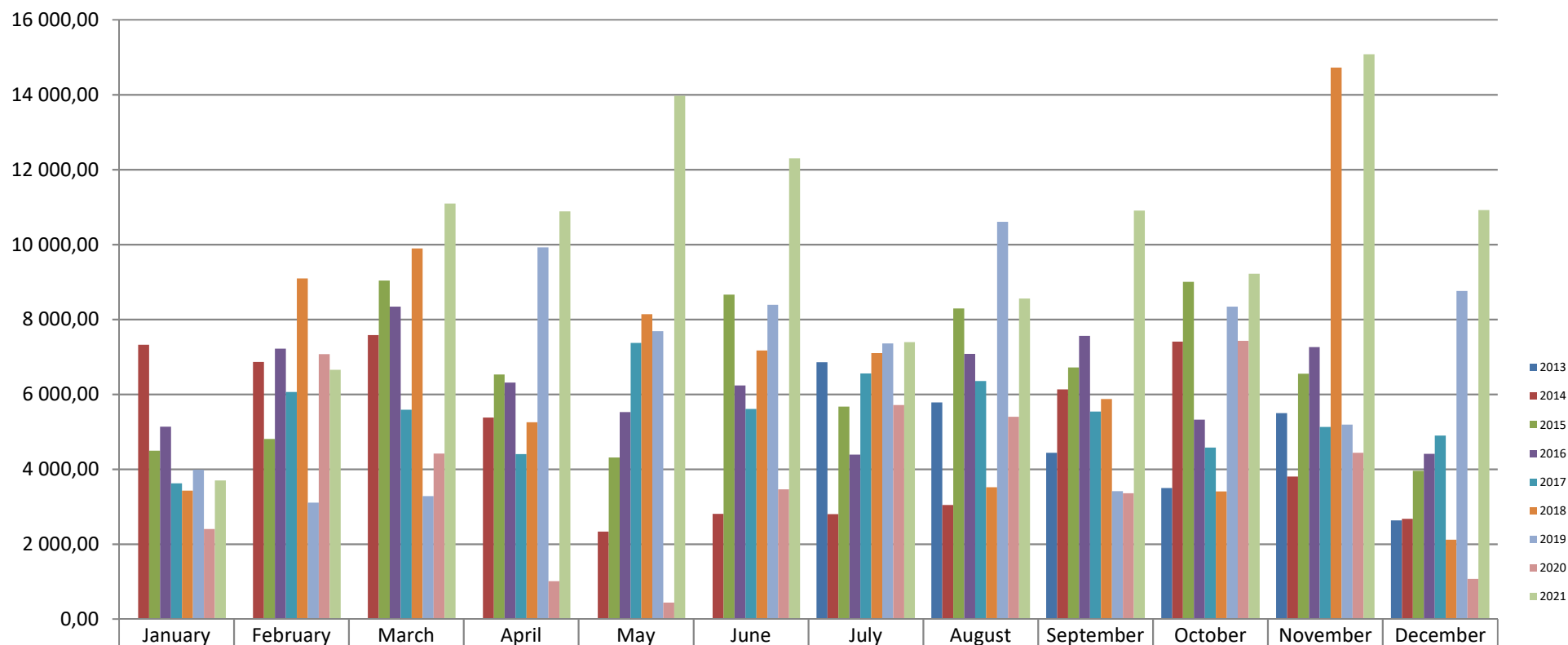


## OCCUPATION FEES



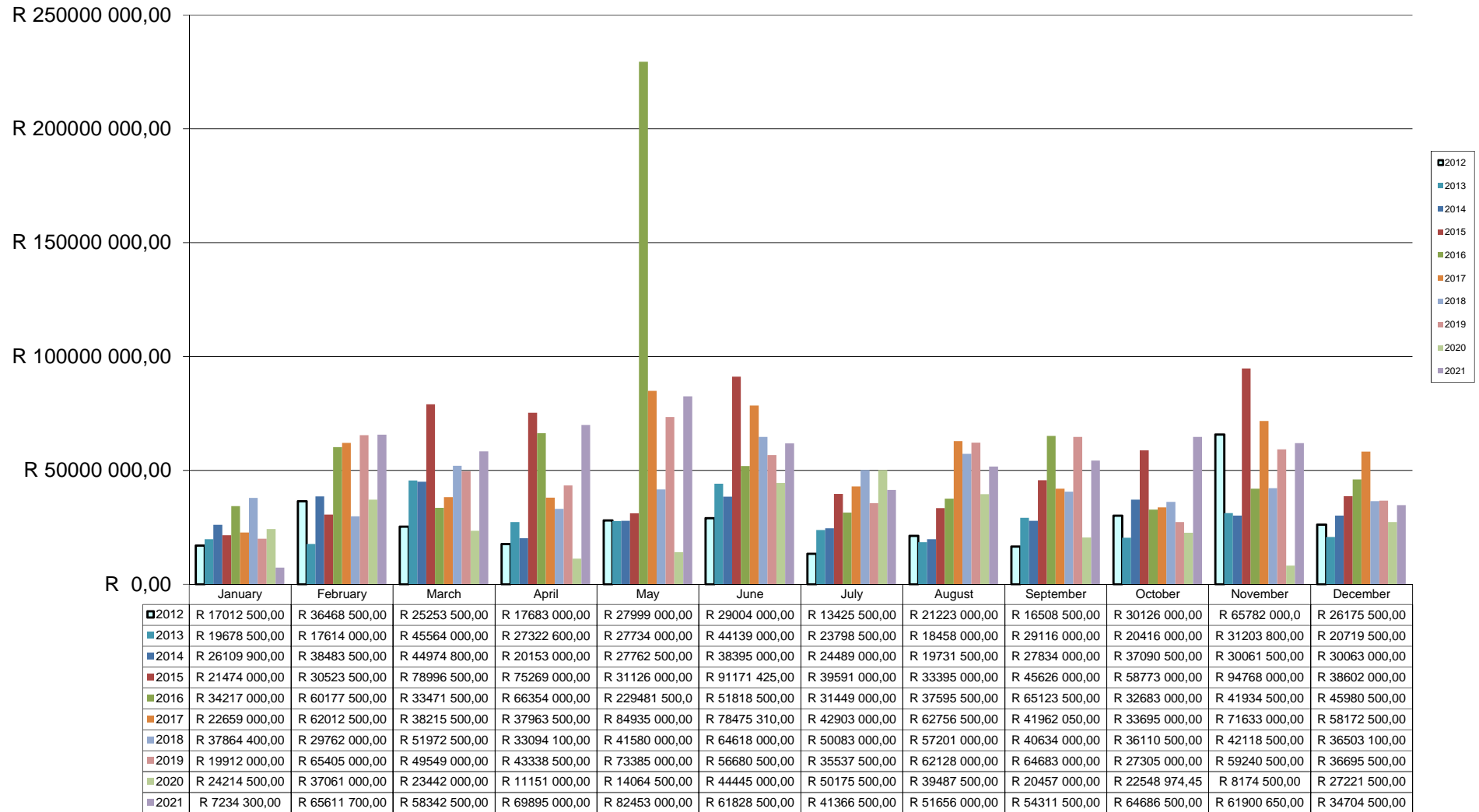


## DEPARTURE FEES

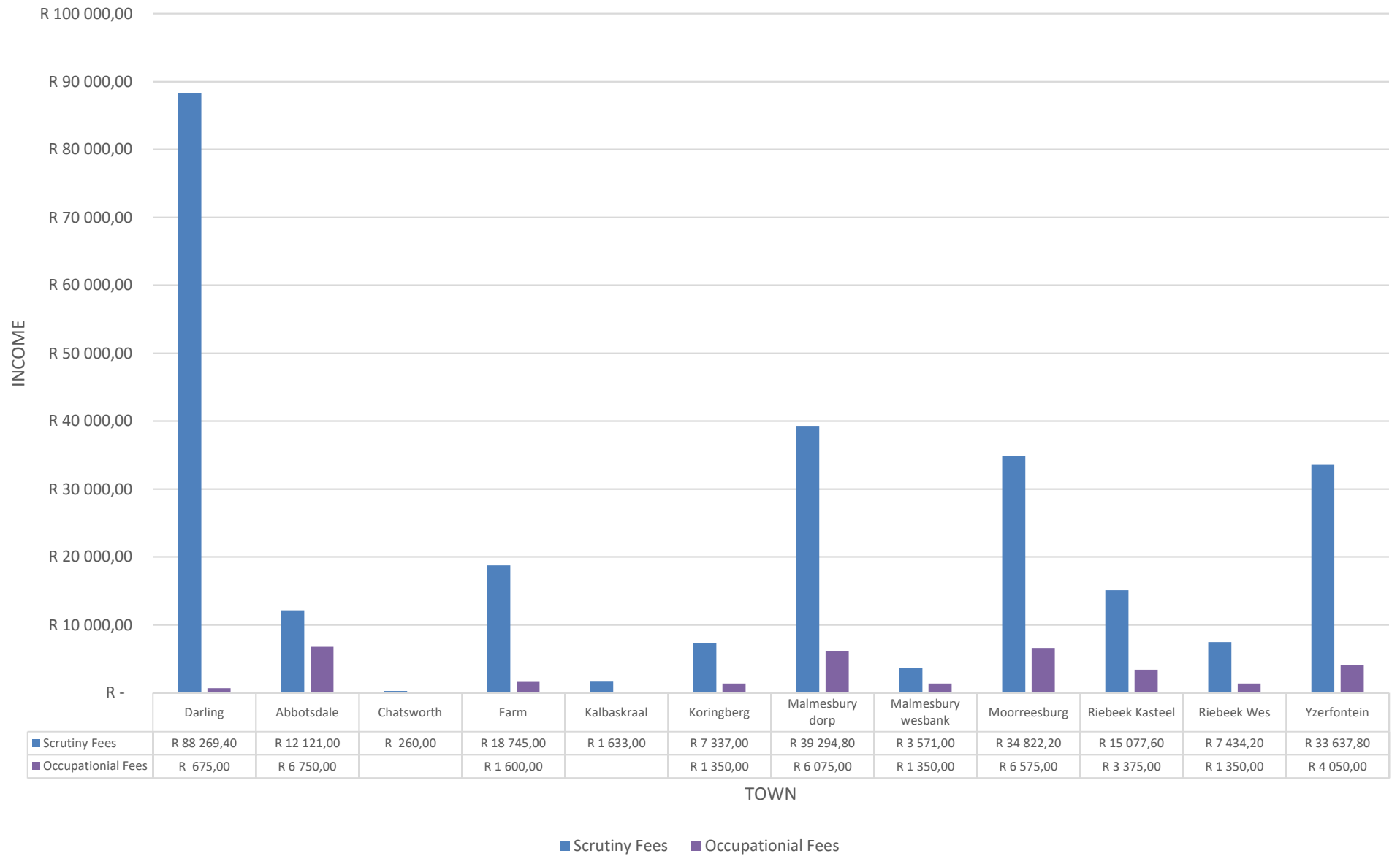


	January	February	March	April	May	June	July	August	September	October	November	December
2013							6 855,00	5 785,00	4 440,00	3 495,00	5 495,00	2 630,00
2014	7 320,00	6 860,00	7 580,00	5 380,00	2 330,00	2 810,00	2 800,00	3 045,00	6 130,00	7 405,00	3 805,00	2 675,00
2015	4 495,00	4 805,00	9 035,00	6 525,00	4 310,00	8 660,00	5 670,00	8 290,00	6 715,00	9 005,00	6 550,00	3 960,00
2016	5 135,00	7 220,00	8 340,00	6 310,00	5 525,00	6 235,00	4 390,00	7 080,00	7 560,00	5 320,00	7 260,00	4 410,00
2017	3 620,00	6 060,00	5 590,00	4 400,00	7 370,00	5 610,00	6 555,00	6 357,00	5 535,00	4 580,00	5 130,00	4 900,00
2018	3 430,00	9 090,00	9 895,00	5 251,50	8 141,00	7 167,50	7 100,00	3 515,00	5 870,00	3 405,00	14 725,00	2 115,00
2019	3 985,00	3 105,00	3 280,00	9 920,00	7 685,00	8 390,00	7 355,00	10 606,70	3 410,00	8 340,00	5 190,00	8 755,00
2020	2 400,00	7 070,00	4 420,00	1 010,00	440,00	3 465,00	5 715,00	5 400,00	3 360,00	7 425,00	4 435,00	1 075,00
2021	3 700,00	6 655,00	11 090,00	10 885,00	13 970,00	12 300,00	7 390,00	8 555,00	10 904,35	9 220,00	15 075,00	10 915,00

## ESTIMATED BUILDING VALUES



# BUILDING CONTROL DECEMBER 2021 MONTHLY INCOME PER TOWN







## Verslag Φ Ingxelo Φ Report

Kantoor van die Direkteur: Beskermingsdienste  
Afdeling: Verkeer & Wetstoepassingsdiens

1 Februarie 2022

7/1/22-3

ITEM 5.1.1 VAN DIE AGENDA VAN 'N PORTFEULJEKOMITEE VERGADERING WAT GEHOUSAL WORD OP 16 FEBRUARIE 2022.

<b>ONDERWERP:</b>	<b>VERSLAG: VERKEER &amp; WETSTOEPASSINGSDIENS: DESEMBER 2021</b>
<b>SUBJECT:</b>	<b>REPORT: TRAFFIC &amp; LAW ENFORCEMENT SERVICES: DECEMBER 2021</b>

1. **BACKGROUND / AGTERGROND**

Attached find the report of the Traffic & Law Enforcement Services for December 2021.

2. **AANBEVELING**

Vir bespreking deur die Raad.  
For discussion by Council.


(get) P A C Humphreys

**MUNISIPALE BESTUURDER**  
**MUNICIPAL MANAGER**

# TRAFFIC AND LAW ENFORCEMENT

December 2021

Monthly report to  
Portfolio Committee



# EXECUTIVE SUMMARY

## 1. INTRODUCTION

The Traffic and Law Enforcement Service of Swartland Municipality executed their normal mandate and assisted SAPS to enforce the Lockdown Regulations during the month of December 2021 to enhance service delivery.

## 2. LAW ENFORCEMENT

This division ensure bylaw compliance and education to all communities within the Swartland municipal area. The Law Enforcement Division attended to all by-law related issues as well as the Lockdown Regulations.

### 2.1. MONITORING OF INFORMAL SETTLEMENTS

The Traffic and Law Enforcement Division is mandated through the IDP to monitor all informal settlements within the Swartland municipal area and to prevent and manage land invasion. The key performance indicator is to report on any developments thereof to the Portfolio committee. Monitoring of Silvertown informal settlement, Chatsworth, Riverlands and Sibanye (Moorreesburg) is ongoing.

### 2.2. DOG UNIT (K9-UNIT)

The Dog-Unit work 8-hour shifts. There shifts are adaptable to cover enforcement over weekends.

The Unit can report the following for the month:

- 14 X Crime Prevention operations

**(14) Fourteen** searches conducted in the form of VCPs, K78-Roadblocks and search and seizure in collaboration with SAPS executed for the month of **December 2021**. Details are available in the report.

**(3) Three** cross boundary assistance to SAPS or municipalities within West Coast for **December 2021**.

## 3. REGISTRATION AND LICENSING

### 3.1. DRIVING AND LEARNERS LICENSES

Driving and learners' licenses create job opportunities and allow people to better their standard of living. The following can be report for Malmesbury and Moorreesburg Driving License Testing Centres (DLTC's):

#### Malmesbury:

Driving licence Pass rate for the month = **37%**

Learners Licence Pass rate for the month = **72%**

Applicants absent for the month = **36** (Driving licenses = **25**; Learners = **11**)

#### Moorreesburg:

Driving licence Pass rate for the month = **43%**

Learners Licence Pass rate for the month = **72%**

Applicants absent = **19** (Driving licenses = **13**; Learners = **6**)

### Darling

Learners Licence Pass rate for the month = **51%**

Applicants absent = **0**

### **3.2 VEHICLE TESTING STATIONS (VTS)**

Malmesbury VTS had a total of **132** roadworthy tests and Moorreesburg VTS done **16** roadworthy tests for the month of **December 2021**.

## **4. TRAFFIC DIVISION**

The traffic operational division can report the following for the month of **December 2021**.

- Road blocks (K78) = **5**
- Vehicle Check Points (VCP's) = **7**
- Foot Patrols = **28**

**665** offences were recorded (This includes the cases recorded by Law Enforcement and Traffic).

### **4.1 WARRANT SECTION**

The warrant and speed section execute warrants on a daily basis. Special efforts to enhance the executing of warrants and to increase the payment rate are of the essence. Fifty nine (**59**) warrants were finalized to the value of **R 80 750.00**

### **4.2. SPEEDING ENFORCEMENT**

The 3 mobile cameras recorded **2561** cases and the fixed sites recorded **614** speeding cases. **1534** cases were recorded by the ASOD on the R27.

The total **speeding offences** for the month of **December 2021** were **4709**. We enhanced our speeding enforcement efforts to reduce accidents.

### **4.3. AUTOMATED NUMBER PLATE RECOGNITION OPERATIONS (ANPR OPERATIONS)**

**One (1)** ANPR operation executed for the month of **December 2021** and **R 23 800, 00** collected via this effort.

### **4.4 SAFETY AWARENESS**

**Five (5)** Educational programmes executed for the month of **December 2021**.

## **5. HIGHLIGHTS**

- Working with SAPS and other stakeholders brought successes and good integrated collaboration.
- Monitoring DMA regulations and execute mask awareness within the Swartland Area.
- Monitoring council's land at De Hoop and Illinge Lethu for possible invasion.
- The two (2) vacant officer posts in the Dog-unit are now filled.
- Our department is actively involved in the Covid-19 JOC meetings.
- Monitoring erecting of illegal structures in Riverlands, Saamstaan and Illinge Lethu and effect the breakdown of these illegal structures.



- We are involved with various AARTO discussions.
- The confiscation of drugs and illegal alcohol is still ongoing and the K9- unit removes these drugs from our streets and communities.
- Monitoring of cameras in and around Malmesbury and the CBD.
- Successful operations with SAPS and the WCLA over the Swartland Municipal Area.

## **6. CHALLENGES**

- The Covid-19 pandemic and the effect on our staff and operations.
- Speeding and dicing of motor vehicles on the Swartland roads.
- Shortage of resources.
- The monitoring of possible land grabs and protest action within the Swartland Area
- The illicit use of drugs and transporting thereof on our main routes R27 and N7
- Complaints regarding stray animals.
- Illegal dumping in all areas of the Swartland Municipal area.

## **7. CONCLUSION**

The department are committed to serve the Swartland community, reduce fatal crashes and be pro- active in our approach to road safety and by-law compliance.

**MANAGER: TRAFFIC & LAW ENFORCEMENT SERVICES**

# LAW ENFORCEMENT



<b>LAW ENFORCEMENT COMPLAINTS</b>		
<b>Area</b>	<b>Type of complaint</b>	<b>Total</b>
<b>Abbotsdale</b>	Cows/Horses/ Dogs on public road- Keeping dogs	2
	Illegal structures	3
	Bylaw relates to land use	0
<b>Chatsworth/ Riverlands</b>	Illegal Structures	4
	Cows/ horses/dogs on public road-Keeping Dogs	1
	Illegal Dumping	1
	Bylaw relates to land use	1
<b>Darling / Yzerfontein</b>	Cows/ Ostrich/ dogs on public road- Keeping Dogs	5
	Nuisance-Swearing, Drinking & Urinating in public	10
	By-laws relating to the streets	4
	Illegal Trading	3
	Illegal Structures	1
	Illegal Dumping	4
	Traffic by-laws	3
	Building Regulations	7
<b>Kalbaskraal</b>	Nuisance	1
	Illegal Structures	3
<b>Malmesbury</b>	Cows/ Horses/ Dogs on public road- Keeping dogs	10
	Illegal Dumping	8
	Vagrants - Been a nuisance	6
	Nuisance-Swearing, Drinking & Urinating in public	2
	Illegal Structures	5
	Public Amenities	8
	Bylaw relates to electricity	1
<b>Moorreesburg/Koringberg</b>	Dogs on public road/ place- Keeping Dogs/ Cattle	3
	Illegal Dumping	1
	Building Regulations	1
	Illegal Structures	1
	Roads & Streets	1
	Bylaw relating to council property	1
	Trading without a permit	1
	Nuisance- Loud Music	1
<b>Riebeek Kasteel</b>	Pigs / Dogs on public road/place- Keeping Dogs	0
	Vagrants/ Street Kids- Been a nuisance	0
	Illegal Dumping	3
	Nuisance- Swearing, Drinking & Urinating in public	0
<b>Riebeek West</b>	Illegal Dumping & Littering	1
	Nuisance- Swearing, Drinking & Urinating in public	2
	<b>Total complaints attended</b>	<b>109</b>

Law Enforcement : Foot patrols			
Date	Area	Description	Successes
03 December 2021	Yzerfontein Harbour	Foot patrols targeting all by-laws and parking offences	No Successes
04 December 2021	Yzerfontein Main Beach	Foot patrols targeting all by-laws and parking offences	No Successes
04 December 2021	Darling CBD	Foot patrols targeting all by-laws and parking offences	No Successes
05 December 2021	Yzerfontein Main Beach	Foot patrols targeting all by-laws and parking offences	No Successes
10 December 2021	Moorreesburg CBD	Foot patrols targeting all by-laws and parking offences	4x Unlicensed Motor Vehicle
10 December 2021	Malmesbury CBD	Foot patrols targeting all by-laws and parking offences	1x Drinking in public place/ street 1x Parking Offence- Time Parking 8x Unlicensed Motor Vehicle 1x Parking Offence- Yellow Line
10 December 2021	Darling CBD	Foot patrols targeting all by-laws and parking offences	1x Unlicensed Motor Vehicle 1x Trading without a permit
11 December 2021	Malmesbury CBD	Foot patrols targeting all by-laws and parking offences	7x Drinking in public place/ street
13 December 2021	Malmesbury Tuin Street	Foot patrols targeting all by-laws and parking offences	2x Drinking in public place/ street
13 December 2021	Darling Job Street	Foot patrols targeting all by-laws and parking offences	No Successes
13 December 2021	Moorreesburg CBD	Foot patrols targeting all by-laws and parking offences	1x Trading without a permit
14 December 2021	Moorreesburg CBD	Foot patrols targeting all by-laws and parking offences	No Successes
16 December 2021	Malmesbury CBD	Foot patrols targeting all by-laws and parking offences	1x Drinking in public place/ street

16 December 2021	Moorreesburg CBD	Foot patrols targeting all by-laws and parking offences	1x Parking Offence
18 December 2021	Malmesbury Job Street	Foot patrols targeting all by-laws and parking offences	1x Parking on a Red Line
16 December 2021	Kalbaskraal River Street	Foot patrols targeting all by-laws and parking offences	2x Drinking in public place/ street
21 December 2021	Yzerfontein Harbour	Foot patrols targeting all by-laws and parking offences	No Successes
21 December 2021	Yzerfontein Main Beach	Foot patrols targeting all by-laws and parking offences	1x Parking- Red Line
22 December 2021	Yzerfontein Main Beach	Foot patrols targeting all by-laws and parking offences	No Successes
22 December 2021	Moorreesburg CBD	Foot patrols targeting all by-laws and parking offences	2x Unlicensed Motor Vehicle
23 December 2021	Riebeek Kasteel CBD	Foot patrols targeting all by-laws and parking offences	No Successes
24 December 2021	Yzerfontein Main Beach	Foot patrols targeting all by-laws and parking offences	No Successes
24 December 2021	Malmesbury CBD	Foot patrols targeting all by-laws and parking offences	9x Drinking in public place/ street 1x Urinate in public place/ street 8x Unlicensed Motor Vehicles 1x Parking- Yellow Line
24 December 2021	Moorreesburg CBD	Foot patrols targeting all by-laws and parking offences	8x Unlicensed Motor Vehicle
24 December 2021	Yzerfontein Main Beach	Foot patrols targeting all by-laws and parking offences	2x Parking on Sidewalk
26 December 2021	Yzerfontein Main Beach	Foot patrols targeting all by-laws and parking offences	1x Unlicensed Motor Vehicles 2x Park Wrong Side 2x Parking- Red Line
27 December 2021	Riebeek Kasteel CBD	Foot patrols targeting all by-laws and parking offences	1x Drinking in public place/ street 4x Unlicensed Motor Vehicle
28 December 2021	Yzerfontein Main Beach	Foot patrols targeting all by-laws and parking offences	No Successes

28 December 2021	Riebeek Kasteel CBD	Foot patrols targeting all by-laws and parking offences	1x Parking On Sidewalk
29 December 2021	Yzerfontein Main Beach	Foot patrols targeting all by-laws and parking offences	No Successes
29 December 2021	Job Street Malmesbury	Foot patrols targeting all by-laws and parking offences	2x Unlicensed Motor Vehicles 4x Drinking in public place/ street 2x Urinating in public place/ street 1x Parking- Red Line
29 December 2021	Riebeek Kasteel CBD	Foot patrols targeting all by-laws and parking offences	3x Unlicensed Motor Vehicles
29 December 2021	Darling CBD	Foot patrols targeting all by-laws and parking offences	No Successes
30 December 2021	Yzerfontein Main Beach	Foot patrols targeting all by-laws and parking offences	No Successes
30 December 2021	Malmesbury Job & Tuin Street	Foot patrols targeting all by-laws and parking offences	1x Drinking in public place/ street
31 December 2021	Yzerfontein Main Beach	Foot patrols targeting all by-laws and parking offences	No Successes
31 December 2021	Riebeek West CBD	Foot patrols targeting all by-laws and parking offences	1x Drinking in public place/ street
31 December 2021	Malmesbury Job Street	Foot patrols targeting all by-laws and parking offences	3x Drinking in public place/ street 4x Unlicensed Motor Vehicles 3x Parking- Yellow Line

Impounding of animals		
Type of animal	Area Impounded	Total
Kid (Bokkie)	Yzerfontein	X1 (Stray animals)
<b>TOTAL</b>		<b>X1</b>

Educational programs /Projects			
Date	Area	Description	Detail of educational program
03 December 2021 09:00-10:00	Yzerfontein R315	<b>Awareness Campaign- Adhere of Covid-19 Regulations</b>	Stopped 35 x Vehicles and educate drivers regarding the safety covid-19 regulations that must be adhered to.
10 December 2021 08:00 - 09:00	Darling CBD	<b>Awareness Campaign- 16 Days of Activism Closing</b>	<p>16 Days of Activism Against Gender-Based Violence is an international campaign to challenge violence against women and girls. The campaign runs every year from 25 November to 10 December.</p> <p>The banner at Darling SAPS had the objective to make the public aware of the 16 Days of Activism. The banner was removed by all stakeholders.</p> <p>Beyond the 16 Days of Activism campaign, the community were asked themselves what they are contributing, individually and collectively, to address the scourge of gender- based violence to build a caring society? Beyond adopting the role of critics, what is it that other sectors can do to help government to eliminate violence against vulnerable groups? To fight gender-based violence is a collective responsibility. The campaign was ended with a prayer.</p> <p>R/Insp. M. Humphreys</p>
16 December 2021  10:00-13:00	Yzerfontein R315- Die Stal	<b>Awareness Campaign- K78 Roadblock- Road Safety/ Safety at the beach</b>	<p><u>ACTION:</u></p> <p>Swartland Traffic and Law Enforcement in conjunction with other role players, Darling SAPS, Yzerfontein Neighbourhood Watch, Yzerfontein Tourism and NSRI station 34 Yzerfontein, held a Road Safety Awareness Campaign in the form of a K78 Roadblock at R315 Die Stal- Yzerfontein entrance. 197 pamphlets regarding road safety, safety at the beach and crime prevention handed out at the roadblock.</p> <p>201 Motor vehicles stopped,</p> <p>3 vehicles searched and 7 persons searched at the roadblock. Slightly less activity in respect of vehicle traffic flow in comparison to the previous festive season launch in Yzerfontein.</p> <p>R/Insp. M. Humphreys</p>

29 December 2021 10:00-13:30	Darling East	<b>Awareness Campaign- Fireworks</b> <ul style="list-style-type: none"> <li>• To curb illegal selling of fireworks</li> <li>• Check foreigner documents</li> <li>• By-law enforcement</li> </ul> Covid-19 Protocol	<p>As part of a proactive approach, spaza shops were visited to caution spaza shop owners of the consequences of selling fireworks to the public without permission from Swartland Municipality-Fire Chief.</p> <p>Thirteen (13) Spaza Shops were visited in Darling East. Thirteen (13) pamphlets were distributed at spaza shops containing information such as-safety tips, designated area where fireworks must be discharged and fines related to fireworks.</p> <p>R/Insp. M. Humphreys</p>
31 Dec 2021 22:00-00:00	Yzerfontein Main Beach	<b>Awareness Campaign- Fireworks</b>	<p>67x People were informed where the designated area is to discharged fireworks and the safety of handling fireworks at the Main Beach.</p> <p>R/Insp. M. Humphreys</p>



Operations			
Date	Area	Operation detail	Successes
03 December 2021 11:00-11:30	Malmesbury CBD	<b>Operation-</b> By laws <b>Enforcing-</b> All Bylaws and Parking Offences <b>Members-</b> 2x STLE	X1 Drink in public place/ Street X10 Unlicensed Motor Vehicles X1 Parking- Loading Zone X1 Disregard No Stopping Sign X1 Trading without a permit (Hawker) <b>X14 Cases</b>
03 December 2021 12:00-14:00	Malmesbury CBD	<b>Operation-</b> By laws <b>Enforcing-</b> All Bylaws and Parking Offences <b>Members-</b> 2x STLE	X2 Drink in public place/ Street X4 Unlicensed Motor Vehicles X1 Parking- Red Line X1 Trade without a permit <b>X8 Cases</b>
07 December 2021 11:00-11:30	Malmesbury CBD	<b>Operation-</b> By laws <b>Enforcing-</b> All Bylaws and Parking Offences <b>Members-</b> 2x STLE	X6 Drink in public place/ Street X4 Unlicensed Motor Vehicles X1 Taxi Parking X1 Giving false information- Arrest <b>X12 Cases</b>
08 December 2021 10:00-11:00	Malmesbury CBD	<b>Operation-</b> By laws <b>Enforcing-</b> All Bylaws and Parking Offences <b>Members-</b> 9x STLE	X10 Unlicensed Motor Vehicles X1 Licensed Disc Obscured X1 Disregard Disabled Parking <b>X9 Cases</b>
10 December 2021 10:00-11:00	Malmesbury CBD	<b>Operation-</b> By laws <b>Enforcing-</b> All Bylaws and Parking Offences <b>Members-</b> 8x STLE	X8 Unlicensed Motor Vehicles X1 Park- Yellow Line X1 Time Parking X1 Drinking in public place/ street <b>X11 Cases</b>
16 December 2021 12:00-12:30	Malmesbury De Hoop Wesbank	<b>Operation-</b> Housing Project- Drone Inspection <b>Enforcing-</b> Inspection on building activities of project <b>Members-</b> 2x STLE	- Drone Footage was requested from Swartland Municipality- Housing Department on current status of building project. <b>X1 Inspection</b>

17 December 2021 12:30-13:30	Riebeek West CBD	<b>Operation-</b> By laws <b>Enforcing-</b> All Bylaws and Parking Offences <b>Members-</b> 3x STLE	X7 Drink in public place/ Street  <b>X7 Cases</b>
18 December 2021 15:20-15:55	Malmesbury CBD	<b>Operation-</b> By laws <b>Enforcing-</b> All Bylaws and Parking Offences <b>Members-</b> 5x STLE	X9 Drink in public place/ Street  <b>X9 Cases</b>
26 December 2021 10:00-12:00	Yzerfontein Main Beach	<b>Operation-</b> Beach Safety <b>Enforcing-</b> Safety on the Beach <b>Members-</b> 8x STLE 4x WCDM	- Drone Inspections and foot patrols were done by members to ensure the safety of the public.  <b>X3 Drone Inspections done</b>
29 December 2021 10:00-12:00	Darling North & East	<b>Operation-</b> By law Operation <b>Enforcing-</b> Illegal Dealing in Fireworks <b>Members-</b> STLES- 2	x1 Dealing in fireworks- R1000-00 <b>Fireworks confiscated-</b> Balakas Shop No- 3 675 Port Jackson Avenue Darling East  X8 Boxes (60 pcs) Black Spider X32 "100 Magical Shots" Fire Crackers  <b>Confiscation notice issued No- 8010</b> <b>Darling OB No- 108/12/2021</b>  x13 shops were searched for fireworks.
31 December 2021 -01 January 2022 19:00-02:00	Darling North & East	<b>Operation-</b> Crime Prevention  Enforcing – Crime Prevention- Stop & Searches  <b>Members-</b> STLES- 2 SAPS- 4	X1 Private Property was searched for drugs  <b>Stop &amp; Searches-</b> Darling East- X37 people were searched X6 vehicles were searched  <b>X0 Cases</b>

31 December 2021 -01 January 2022 19:00-02:00	Yzerfontein Main Beach	<b>Operation-</b> By laws  Enforcing Fireworks  <b>Members-</b> STLES- 8 SAPS- 1 Swartland Fire/ Rescue- 2	+600 people attended the fireworks display at the main beach. +- 5 groups of people were discharging fireworks within the demarcated area on the main beach.  One (1) incident took place when one (1) firework was discharged and went in the direction of a house situated in Beach Road and landed on the stoep. Swartland Fire & Rescue , SAPS & Swartland Law Enforcement Services were on scene. The people at the house extinguished the firework by themselves before Emergency Services could reach the property.  No further incidents happened. A.I.O  <b>X0 Cases</b> <b>X1 Incident</b>
---	---------------------------	---	---

BY-LAW CASES : LAW ENFORCEMENT				
Offence description	Cases	Warnings	Total	Comments
Advertisement signs				
Building regulations	0	2	2	
By-laws relating to council property				
By-law relating to fire brigade				
By-laws relating to libraries				
By-laws relating to streets				
By-laws relating to the supply of electricity	1	1	2	
Camping sites				
Control over boundary walls and fences				
Control over Yzerfontein harbor				
Damage to road surface				
Distribution of flyers				
Drinking in public	154	1	155	
Drunk in public - Arrests				
Dumping sites				
Fireworks				
Graveyards				
Illegal Dumping	1	1	2	
Keeping of animals (goats; cows, donkeys, horses, etc.)				
Keeping of bees				
Keeping of dogs	0	1	1	
Keeping of poultry				
Littering				
Nuisance	1	4	5	
Occupational health and safety				
Other by-laws not mentioned elsewhere	15	0	15	
Prevention of fires				
Public Amenities				
Repair/maintenance of vehicles on public/public place				
Sanitation				
Street and door to door collections				
Street vendors and hawkers	7	0	7	
Swimming pool by-laws				
Taxi by-laws				
Traffic by-laws				
Unused vehicles, boats and machines				
Urinate in public	12	0	12	
Washing of vehicles on public road/public place	3	0	3	
Water by-law				
<b>TOTAL</b>	<b>194</b>	<b>10</b>	<b>204</b>	



# **K9 Unit Monthly Report**

## DECEMBER 2021

Staff	Malmesbury	Moorreesburg	Darling	Total
Principal Inspectors	1	1	1	3
Dog handlers	2	2	2	6
<b>TOTAL</b>	<b>3</b>	<b>3</b>	<b>3</b>	<b>9</b>

Activities in Areas		
Area	Type of activity	Total
<b>Abbotsdale</b>	Houses searched	3
	Vehicles searched	7
	Open area searched	0
<b>Chatsworth/ Riverlands</b>	Houses searched	5
	Vehicles searched	13
	Open area searched	0
<b>Darling / Yzerfontein</b>	Houses searched	11
	Vehicles searched	28
	Open area searched	0
<b>Kalbaskraal</b>	Houses searched	1
	Vehicles searched	3
	Open area searched	0
<b>Malmesbury</b>	Houses searched	15
	Vehicles searched	22
	Open area searched	0
<b>Moorreesburg/Koringberg</b>	Houses searched	19
	Vehicles searched	24
	Open area searched	0
<b>Riebeek Kasteel</b>	Houses searched	7
	Vehicles searched	11
	Open area searched	0

<b>Riebeek West</b>	Houses searched	5
	Vehicles searched	8
	Open area searched	0
<b>West Coast Road (R27)</b>	Vehicles searched	34
<b>N7 National Road</b>	Vehicles searched	42
	<b>Total Searches</b>	<b>258</b>

Cross-Border Operations		
Date	Area	Success
15 December 2021	West Coast Joint Operation Vredenburg	2x Searched Warrants executed both premises known for illicit Firearms and Drugs - No Arrest
		<p>Assist West Coast flying Squad and SAPS Border Patrol Saldanha on information received of 2x vehicles transporting WCRL from Elands Bay to Cape Town. It came to their attention that the two vehicles splitted as they left Elands Bay. The teams reacted accordingly and the first vehicle was pulled off at Laaiplek.</p> <p>1x White Toyota single Cab LDV 2x Suspects Arrested In possession of 57 Lobster Tails valued at R12 750. Toyota LDV Valued at R400 000. Laaiplek Cas 56/12/2021 SAP 13 482/2021 Lobster Tails SAP 13 483/2021 Toyota LDV</p> <p>Second vehicle was pulled off at Piketberg by Saldanha Border Police assisted by Piketberg SAPS. 1x White Toyota Double Cab 3x Suspects Arrested In possession of 6998 Lobster Tails 23x Whole Lobsters 15x Whole Lobsters under size 65x Black Mussels R14 350 in cash seized. Value of seized R720 000 Toyota Double Cab Valued at R650 000 Piketberg Cass 65/12/2021 SAP13 640/2021</p> <p>- 5x Arrest made</p>
18 December 2021	Joint Operation Jacobs Bay Trekbos Kraal	<p>1x Vehicle stopped and environmental management members issued warning for driving off road. 1x J534 Fine issued for possession of under size Lobster R500.00 Saldanha Bay Cass 114/12/2021.</p> <p>1x arrest made by Saldanha SAPS for possession of drugs 1x packet of Tik and 1x half mandrax on Saldana Cass.</p> <ul style="list-style-type: none"> <li>• 5x Vehicles searched</li> <li>• 31x Fishing permits checked</li> <li>• 4x Fishing boats searched</li> <li>• 5x Drone flights launched</li> <li>• 4x Divers prevented from poaching</li> </ul>
31 December 2021	Joint Operation Piketberg	<p>Search Warrants Executed x1 1x arrest Possession of Tik Confiscation:- 1x Small Bag of Tik</p> <p>1x Arrest for Dealing in drugs Confiscation:- 27x Full Mandrax Tablets 1x Half Mandrax Tablet 2x Small Bags Containing Tik</p> <p>- 2x Arrests made</p>




Operations Conducted			
Date	Area	Operation detail	Successes
02 December 2021	Darling R27 West Coast	Joint Operation STLE K78 Roadblock R315 / R27 Intersection	3 Vehicles Searched  - No Arrest
07 December 2021	Darling R27 West Coast	K 78 Roadblock R27 West Coast Road KM 71 Ikwattu	4x Vehicle searched 2x Arrest for Possession of Dagga Darling Cass 25/12/2021. Positive Identification by K9 Sky Suspect (1) SAP14 11/12/2021 Suspect (2) SAP 14 12/12/2021 SAP 13 420/2021 1x Bag of Dagga weight mat 21Kg Street Value at R3500  - 2x Arrest made
14 December 2021	Darling R27 West Coast	K 78 Roadblock R27 West Coast Road KM 71, Ikwattu	38x vehicles searched  - No Arrest
16 December 2021	Moorreesburg	Joint Operation Search Warrants	1x Suspect arrested in Koringberg search warrant for possession presumable stolen property (Copper) Moorreesburg Cass 92/12/2021 SAP13: 847/2021
		VCP N7;R311 and R45	1X Suspect arrested for possession of drugs 3x Packets of High grade dagga Dagga estimated at R600.00 1x Bankie of unknown substances weight at 1.40g and small white plastic pipe unknown substances forward to laboratory for testing. Estimated value of unknown white powder unknown pending on outcome of laboratory. Moorreesburg Cass 93/12/2021 SAP 13: 848/2021  - 2x Arrest made
17 December 2021	Darling	Joint Operation Search Warrants	4x Search warrants executed 2x Illicit liquor premises 2x Illicit Drug premises 1x Female suspect arrested for possession of drugs 5x Packets of Tik and R2991.30 in cash

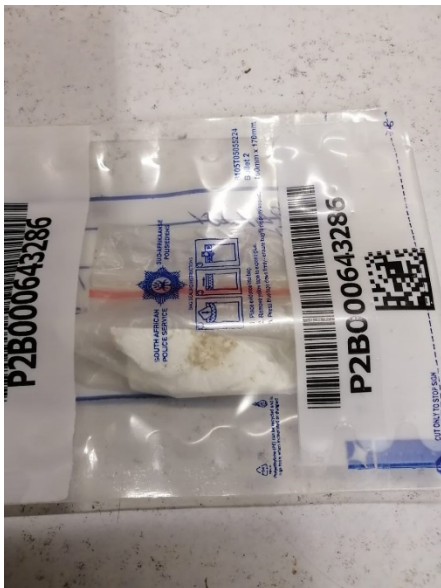
			<p>Drugs estimated R100.00 Darling Cass 72/12/2021 SAP13: 437/2021</p> <p>- 1x Arrest made</p>
22 December 2021	Darling	Joint Operation Search Warrants	<p>2x Search Warrants executed 2x Illicit Drug premises searched</p> <p>1x Male arrested for possession of drugs and ammunition 48x Tik straws weight 8.4g 1x Plastic bag containing Tik weight 3.3g 1x 12 Gauge rubber round 51x High Grade dagga plants Estimated Value R5000.00 Darling Cass 90/12/2021 SAP13: 442/2021</p> <p>1x Male arrested possession of drugs 24x Half Mandrax Tablets 2x Mandrax Tablets 2x dagga stoppe Estimated Value R700.00 Darling Cass 91/12/2021 SAP13: 441/2021</p> <p>- 2x Arrest made</p>
23 December 2021	Yzerfontein R27 West Coast Road	K 78 Roadblock R27 West Coast Road KM 71, Ikwattu	<p>2x Arrest made for possession of Mud-Crabs without a permit or receipt 8x Mud-Crabs Darling Cass 96/12/2021 SAP13: 449/2021</p> <p>- 2x Arrest made</p>
24 December 2021	Darling	Joint Operation	<p>2x arrest made 1x Arrest made for Fraudulent document ( Drivers Licence) Darling Cas: 104/12/2021 SAP13: 450/2021</p> <p>1x Arrest Made for Reckless and negligent Driving Darling Cass 105/12/2021 Darling AR 15/12/2021</p> <p>- 2x Arrest made</p>

30 December 2021	Darling	Joint operation	<p>Search Warrants executed x7  Premises Searched x7  Vehicle Searched x5  Warrant of Arrest x1</p> <p>1x Arrest Possession of Tik and Cocaine  Confiscation:-  2x Plastic Straws  1x Plastic Sachet of Cocaine</p> <p>1x Warrant of Arrest  1x Contravention of Protection Order  1x Arrest for Robbery  1x Arrest for Assault GBH  4x Arrest Assault Common</p> <p>- 9 x Arrests made</p>
------------------	---------	-----------------	---

# OPERATIONAL IMAGES









# **REGISTRATION & LICENCING**



## **REPORT DECEMBER 2021**

## **DRIVING LICENSE & ROAD WORTHY SECTION: DECEMBER 2021**

### **WAITING PERIOD FOR DRIVING- AND LEARNERS LICENSE TESTS IN WEEKS**

<b>KEY INDICATORS</b>	<b>Malmesbury</b>	<b>Moorreesburg</b>	<b>Darling</b>	<b>Average</b>
Waiting period: Driving Licenses Light motor vehicles	<b>9.5</b>	<b>10.5</b>	<b>0</b>	<b>10.0</b>
Waiting period: Driving Licenses Heavy motor vehicles	<b>10.0</b>	<b>10.0</b>	<b>0</b>	<b>10.0</b>
Waiting period: Learners Licenses	<b>3.0</b>	<b>1.5</b>	<b>1.0</b>	<b>1.8</b>

### **LEARNERS LICENSE STATISTICS**

#### **MALMESBURY**

<b>CODES</b>	<b>01</b>	<b>02</b>	<b>03</b>	<b>TOTAL</b>
<b>Absent</b>	3	4	4	<b>11</b>
<b>Postponed</b>	0	1	0	<b>1</b>
<b>Passed</b>	5	27	38	<b>70</b>
<b>Failed</b>	0	11	16	<b>27</b>
<b>Oral Test</b>	0	0	0	<b>0</b>
<b>TOTAL</b>	<b>8</b>	<b>43</b>	<b>58</b>	<b>109</b>
	<b>72 %</b>			

**Codes:**

- 01 – Motorcycle**
- 02 – Light motor vehicles**
- 03 – Heavy motor vehicles**

#### **MOORREESBURG**

<b>CODES</b>	<b>01</b>	<b>02</b>	<b>03</b>	<b>TOTAL</b>
<b>Absent</b>	0	1	5	<b>6</b>
<b>Postponed</b>	0	0	1	<b>1</b>
<b>Passed</b>	7	19	24	<b>50</b>
<b>Failed</b>	1	9	9	<b>19</b>
<b>Oral Test</b>	0	0	0	<b>0</b>
<b>TOTAL</b>	<b>8</b>	<b>29</b>	<b>39</b>	<b>76</b>
	<b>72 %</b>			

**Codes:**

- 01 – Motorcycle**
- 02 – Light motor vehicles**
- 03 – Heavy motor vehicles**



**LEARNERS LICENSE STATISTICS**

**DARLING**

<b>CODES</b>	<b>01</b>	<b>02</b>	<b>03</b>	<b>TOTAL</b>
<b>Absent</b>	0	0	0	<b>0</b>
<b>Postponed</b>	0	0	1	<b>1</b>
<b>Passed</b>	4	9	5	<b>18</b>
<b>Failed</b>	1	8	8	<b>17</b>
<b>Oral Test</b>	0	0	0	<b>0</b>
<b>TOTAL</b>	<b>5</b>	<b>17</b>	<b>14</b>	<b>36</b>
	<b>51 %</b>			

**Codes:**       **01 – Motorcycle**  
                  **02 – Light motor vehicles**  
                  **03 – Heavy motor vehicles**

## DRIVING LICENSE STATISTICS

### MALMESBURY DRIVING LICENSE TEST CENTRE

CATEGORIES	Motorcycle		Light motor vehicle		Heavy motor vehicle				TOTALS
Codes	A	A1	B	EB	C	C1	EC1	EC	
Absent	0	0	1	0	0	15	0	9	25
Postponed	0	0	0	0	0	0	0	0	0
Passed	3	0	12	0	0	34	0	2	51
Failed	1	0	21	0	0	55	0	10	87
TOTAL	4	0	34	0	0	104	0	21	163
	37 %								

### MOORREESBURG DRIVING LICENSE TEST CENTRE

CATEGORIES	Motorcycle		Light motor vehicle		Heavy motor vehicle				TOTALS
Codes	A	A1	B	EB	C	C1	EC1	EC	
Absent	2	0	1	0	0	8	0	2	13
Postponed	0	0	2	0	1	2	0	2	7
Passed	0	0	11	0	0	36	0	6	53
Failed	1	0	23	0	1	37	0	8	70
TOTAL	3	0	37	0	2	83	0	18	143
	43 %								

## ROADWORTHY STATISTICS

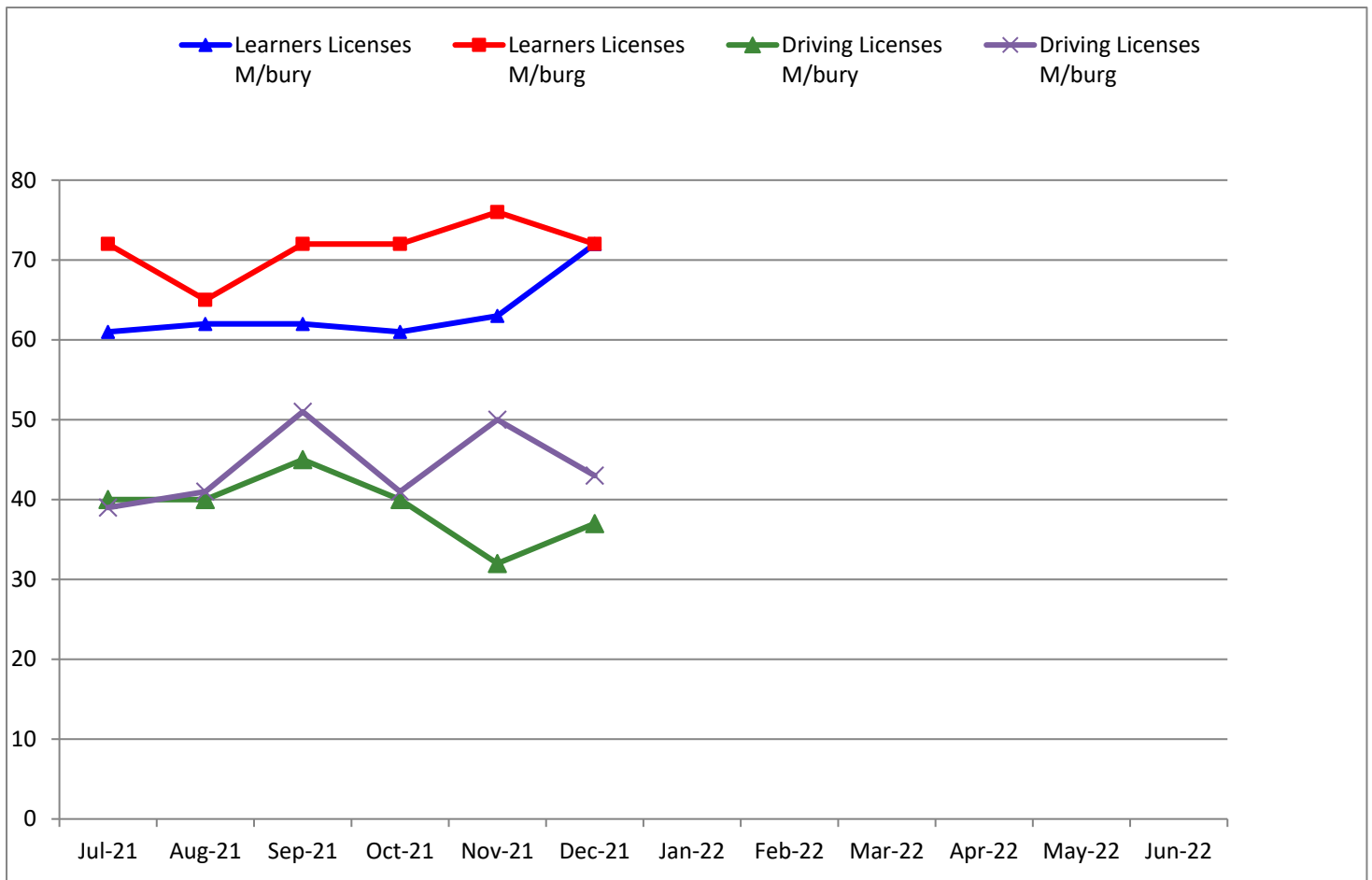
### MOORREESBURG VEHICLE TESTING STATION

TYPE OF TEST AND RESULT	Motor cycle	Bus	Heavy motor vehicle	Trailer	Other	TOTAL
First test: Passed	0	0	3	0	6	9
Failed	0	0	0	0	0	0
Retest	0	0	1	0	3	4
Retest: Passed	0	0	1	0	2	3
Failed	0	0	0	0	0	0
TOTAL	0	0	5	0	11	16

### MALMESBURY VEHICLE TESTING STATION

TYPE OF TEST AND RESULT	Motor cycle	Bus	Heavy motor vehicle	Trailer	Other	TOTAL
First test: Passed	3	12	8	5	32	60
Failed	0	0	0	0	0	0
Retest	1	4	10	3	22	40
Retest: Passed	1	4	7	2	18	32
Failed	0	0	0	0	0	0
TOTAL	5	20	25	10	72	132

# PASS RATE SWARTLAND



# TRAFFIC OPERATIONS



## TRAFFIC STATISTICS - DECEMBER 2021

Total Traffic Officers	
Designation	Swartland Area
Head: Traffic Services	1 officer
Shift A	5 officers
Shift B	5 officers
Speed enforcement	2 officers
Warrant section	4 officers
Educational programs	1 officer
Admin & Logistics	2 officers
Traffic Wardens	2 officers
Control Room officers	12 officers
<b>TOTAL</b>	<b>20 Operational Officers</b>

DETAIL OF TRAFFIC CASES – DECEMBER 2021		
Offence description	Total	Comments
<b>Licensing of drivers</b>		
Unlicensed Driver	107	Include drivers not having their driving licences with them.
Unlicensed Driver- Permit Vehicles	1	
Learner Driver offences	9	
Other offences regarding driving licenses	2	
<b>Operator Offences</b>	0	
PRDP Offences	9	
Roadworthy Certificate Offences	2	
Other Offences Regarding RTQS	0	
Discontinue Notice	10	
<b>Unlicensed/Unregistered Motor Vehicles</b>	175	
Failure to notify change	0	
Number Plate Offences	6	
Other offences regarding registration / licensing	1	

<b>Moving violations</b>		
Inconsiderate driving	1	
Traffic Signal Disobey	2	
Disobey Stop Sign	13	
Disobey No U-Turn	4	
Disobey No U-Hitch hiking	0	
Disobey Other Road Signs	5	
Offences Regarding The Duties of Drivers	0	
Seat Belt Or Crash Helmet	12	
Turning in the Face of Oncoming Traffic	7	
Turning Without Signalling	0	
Illegal Overtaking	1	
Changing Lanes	0	
Enter When Unsafe	0	
Cell Phone	6	
Excessive Noise by wilful act	0	
Other Offences Regarding Rules Of The Road	0	
<b>Stopping and parking</b>		
Stopping where Prohibited	2	
Stopping Causing Danger or Obstruction	6	
Parking Where Prohibited	35	
<b>Loads and projections</b>		
Overload - Goods	0	
Exceeding projection limits	0	
Insecure Load – Spillage	1	
Dangerous Goods	0	
<b>Vehicle defects</b>		
Defective Brakes	6	
Defective Steering	0	
Defective Tyres	6	
Defective Silencer	0	
Deposit Oil or Fuel	0	
Defective Lamps	10	Focus area especially during winter.
Other Defects	1	
<b>Public Motor Vehicle/Taxi Offences</b>		
Overload – Passengers	6	
No operating license	8	
Operating contrary to operating license	4	
<b>Speeding offences</b>		
Refer camera feedback page.		

<b>Sundry</b>		
Caution Notice / Confiscation	3	
Arrests - Driving whilst under the influence	0	
Arrests – Reckless and Negligent driving	0	
Arrests - False or Forged documents	0	
Arrests – Other	0	
Arrests – Warrants	0	
Other offences not mentioned elsewhere	0	
<b>TOTAL</b>	<b>461</b>	

TRAFFIC FINES: PAID CASES – DECEMBER 2021		
Summonses, 341 Notices & Speeding Offences		
Service Provider	Total cases paid	Monetary value of paid cases
TMT	996	R493, 350.00

Total Warrants Served	Total Warrants withdrawn by Court	Monetary value of paid Warrants
TMT	59	R 80 750.00
Expired warrants for November '21		Monetary value
109	0	R 90 450.00

Warrants of arrests													
	Total warrants finalized (Paid; withdrawn; older than 2 years)												
	Jan 2021	Feb 2021	March 2021	April 2021	May 2021	June 2021	July 2021	August 2021	September 2021	October 2021	November 2021	December 2021	
TMT	39	49	60	63	55	75	45	45	71	107	117	59	



## MONTHLY CAMERA SUMMARY –DECEMBER 2021

### MOBILES

1. 2018-	HOURS: 18.13	CASES LOGGED: 130
2. 2117-	HOURS: 53.53	CASES LOGGED: 477
3. 2020-	HOURS: 18.13	CASES LOGGED: 571
4. 2094-	HOURS: 116.32	CASES LOGGED: 1383

**TOTAL CAPTURE : 2561**

**TOTAL HOURS : 206.11**

**TOTAL PAID TICKETS: 996**

**MONETARY VALUE : R493, 350.00**

### FIXED SITE:

1. MB061-	VOORTREKKER RD	41
2. MB075-	MOORREESBURG	5
3. MB076-	DARLING	568
<b><u>TOTAL CAPTURED:</u></b>		<b>614</b>

### AVERAGE SPEED OVER DISTANCE (ASOD'S)

LOCATION CODE	CAM SERIAL NUMBER	DESCRIPTION	TOTAL LOGGED
402	BF01	R27 NORTHBOUND BETWEEN YZERFONTEIN KM 73 AND BUFFELSFONTEIN KM 88	824
403	YF02	R27 SOUTHBOUND BETWEEN BUFFELSFONTEIN KM 88 AND YZERFONTEIN KM 73	710
<b>TOTALS</b>			<b>1534</b>

**WARRANTS PAID = \* 59 (R80, 750.00)**

**109 EXPIRED WARRANTS FOR DECEMBER = R90, 450.00**

**MB080- MOORREESBURG WEIGHBRIDGE =\* 1914 INFRINGEMENTS.**

- **NO ADMIN MARKS ALLOCATED FOR DECEMBER 2021**

	<b>Feb 2021</b>	<b>March 2021</b>	<b>April 2021</b>	<b>May 2021</b>	<b>June 2021</b>	<b>July 2021</b>	<b>August 2021</b>	<b>Sept 2021</b>	<b>October 2021</b>	<b>Nov 2021</b>	<b>Dec 2021</b>
<b>Vehicles stopped</b>	2793	3439	2895	3033	3265	3519	3594	3292	2861	3287	2712
<b>Vehicles Overload/ Charged</b>	38	36	29	31	27	40	44	42	31	40	20
<b>Monetary Value</b>	R 38 380	R 46 050	R 55 350	R 49 350	R29 000	R 71 120	R 80 525	R 70 800	R47 500	R55 350	R36 500

VEHICLE CHECK POINTS (VCP's)				
Date	Area	Description	Vehicles Stopped/ Count	Traffic Cases issued
02 December 2021	R315 Darling Yzerfontein road/R327 Intersection	VCP-Public Transport	31	13 x Cases
02 December 2021	Hermon Road, Riebeek-Kasteel	VCP	11	5 x Cases
03 December 2021	Bokomo Road (Taxi rank),Malmesbury	VCP	41	15 x Cases
04 December 2021	Voortrekker Road Riebeek-West	VCP	60	22 x Cases
05 December 2021	Yzerfontein	Stop street Enforcement	7	0 x Cases
08 December 2021	Kloof & Smuts Street, Malmesbury	VCP	9	10 x Cases
12 December 2021	Evita Bezuidenhoudt Blvd-Railway Darling	VCP	34	6 x Cases
16 December 2021	Groenrivier Chatsworth	VCP	10	2 x Cases
30 December 2021	Voortrekker Road,Malmesbury	VCP	22	5 x Cases
		<b>9 x VCP's</b>	<b>225 x vehicles stopped</b>	<b>78 X Cases Traffic cases</b>

## Foot Patrols

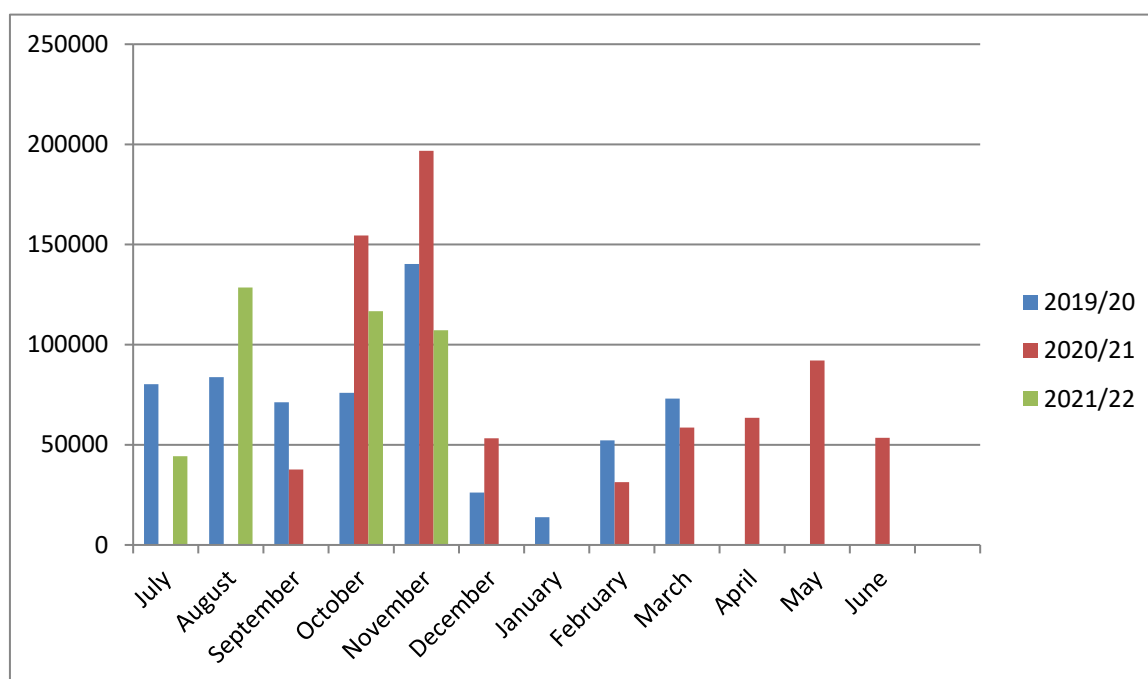
Date	Area	Description	Successes
01 December 2021	Lower-CBD Malmesbury	Check for all Traffic related offences and Bylaws	2 x Cases
02 December 2021	Upper-CBD Malmesbury	Check for all Traffic related offences and Bylaws	3 x Cases
02 December 2021	Lower-CBD Malmesbury	Check for all Traffic related offences and Bylaws	5 x Cases
03 December 2021	Malmesbury CBD	Check for all Traffic related offences and Bylaws	8 x Cases
03 December 2021	Malmesbury Upper - CBD	Check for all Traffic related offences and Bylaws	14 x Cases
05 December 2021	Upper-CBD Malmesbury	Check for all Traffic related offences and Bylaws	8 x Cases
05 December 2021	Lower-CBD Malmesbury	Check for all Traffic related offences and Bylaws	1 x Cases
07 December 2021	CBD Malmesbury	Check for all Traffic related offences and Bylaws	4 x Cases
08 December 2021	Malmesbury CBD	Check for all Traffic related offences and Bylaws	12 x Cases
08 December 2021	Malmesbury CBD	Check for all Traffic related offences and Bylaws	4 x Cases
08 December 2021	Job & Tuin street, Malmesbury	Check for all Traffic related offences and Bylaws	2 x Cases
08 December 2021	Malmesbury Upper -CBD	Check for all Traffic related offences and Bylaws	4 x Cases
08 December 2021	Job & Tuin street, Malmesbury	Check for all Traffic related offences and Bylaws	5 x Cases
10 December 2021	Malmesbury CBD	Check for all Traffic related offences and Bylaws	11 x Cases
14 December 2021	Lower-CBD Malmesbury	Check for all Traffic related offences and Bylaws	6x Cases
14 December 2021	Upper-CBD Malmesbury	Check for all Traffic related offences and Bylaws	2 x Cases
15 December 2021	Malmesbury CBD	Check for all Traffic related offences and Bylaws	2 x Cases
16 December 2021	Upper-CBD Malmesbury	Check for all Traffic related offences and Bylaws	5 x Cases
17 December 2021	Job & Tuin street, Malmesbury	Check for all Traffic related offences and Bylaws	4 x Cases

17 December 2021	Lower CBD , Malmesbury	Check for all Traffic related offences and Bylaws	5 x Cases
20 December 2021	Malmesbury CBD	Check for all Traffic related offences and Bylaws	13 x Cases
21 December 2021	Lower-CBD Malmesbury	Check for all Traffic related offences and Bylaws	1 x Cases
21 December 2021	Upper-CBD Malmesbury	Check for all Traffic related offences and Bylaws	0 x Cases
23 December 2021	Malmesbury CBD	Check for all Traffic related offences and Bylaws	5 x Cases
24 December 2021	Malmesbury CBD	Check for all Traffic related offences and Bylaws	26 x Cases
29 December 2021	Main Beach Yzerfontein	Check for all Traffic related offences and Bylaws	7 x Cases
30 December 2021	Upper-CBD Malmesbury	Check for all Traffic related offences and Bylaws	4 x Cases
29 December 2021	Main Beach Yzerfontein	Check for all Traffic related offences and Bylaws	0 x Cases
		<b>TOTAL x 23</b>	<b>163 x Cases</b>

K78 ROADBLOCKS				
Date	Area	Description	Vehicles Stopped/ Counted	Traffic Cases issued/Other
01 December 2021	Moorreesburg Weighbridge N7	K78 Roadblock	178	4
07 December 2021	R27 West Coast Road	K78 Roadblock	173	19
14 December 2021	Voortrekker Road(CPM)	K78 Roadblock	294	21
14 December 2021	R27 West Coast Road-Km 71	K78 Roadblock	43	8
15 December 2021	R315: Die Stal - Yzerfontein	K78 Roadblock	201	12
			889	64

## **ANPR - BUS OPERATIONS**

Date	Location	Total Payments	Amount
23 December 2021	R27 Yzerfontein, Ikwathu	52	R 23 800.00
<b>Total Payment Value</b>		<b>52</b>	<b>R 23 800.00</b>



**Vehicle Impoundments: DECEMBER 2021**

Date	Vehicle description	Reason for impoundment
		NONE







## Verslag Φ Ingxelo Φ Report

Kantoor van die Direkteur: Beskermingsdienste  
Afdeling: Brandweerdienste

1 Februarie 2022

7/1/22-3

ITEM 5.1.2 VAN DIE AGENDA VAN 'N PORTFEULJEKOMITEE VERGADERING WAT GEHOUSAL WORD OP 16 FEBRUARIE 2022.

<b>ONDERWERP:</b>	<b>VERSLAG: BRANDWEER DIENSTE: DESEMBER 2021</b>
<b>SUBJECT:</b>	<b><i>REPORT: FIRE BRIGADE SERVICES: DECEMBER 2021</i></b>

1. **BACKGROUND / AGTERGROND**

Attached find the report of the Fire Brigade Services for December 2021.

2. **AANBEVELING**

Vir bespreking deur die Raad.  
For discussion by Council.

(get) P A C Humphreys

**MUNISIPALE BESTUURDER**  
***MUNICIPAL MANAGER***



Munisipaliteit  
Municipality  
Umasipala

## - MEMORANDUM -

Kantoor van die Direkteur Beskermingsdienste  
Afdeling: Brandweer  
12 Januarie 2022

7/1/2-3

### BRANDWEER – MAANDVERSLAG: DESEMBER 2021 FIRE BRIGADE – MONTHLY REPORT: DECEMBER 2021

FIRE DEPARTMENT: PERSONNEL PER AREA										
Town/Area										
	Abbotsdale	Chatsworth/ Riverlands	Darling	Kalbaskraal	Koringberg	Malmesbury	Moorreesburg	Riebeeck Vallei	Yzerfontein	TOTAL
Chief Fire Officer	0	0	0	0	0	1	0	0	0	1
Platoon Commander	0	0	0	0	0	1	0	0	0	1
Fire Fighter	0	0	2	0	0	0	2	0	0	4
*Temporary Fire Reservists	0	0	3 per standby week	0	0	5 per standby week	2 per standby week	2	1	13 per week
Minimum Required Trained personnel per shift			8	4		8	8	4	4	36

\*13 Temporary Fire Reservists on standby weekly.

\*Temporary Fire Reservists on standby from 17:00 – 08:00 daily and from 08:00 – 08:00 on weekends.

\*Please note that the temporary Fire Reservists have limited capacity due to no formal firefighting training.

DATE	TIME	DECEMBER MONTHLY REPORT MALMESBURY	WCDM Assisted SM	Swartland Assisted WCDM
01.12.2021	14:27	Veld fire – Tierfontein, outside SM area (WCDM activated, SM stood down - no assistance given)		
02.12.2021	20:32 23:28 23:58	Veld fire – N7, Abbotsdale Motor Vehicle Accident – cnr Voortrekker & Church Street, Malmesbury Veld fire – Kiepersol Street, Malmesbury		
03.12.2021	10:15 20:10 20:12	Rubbish on fire – Jakaranda Street, Malmesbury Veld fire – 41 Main Road, Kalbaskraal Motor Vehicle Accident – Klipheuwel Road, Wellington turn-off		
04.12.2021	14:46 19:16	Rubbish on fire - Leliefontein Farm Veld fire – N7, Cheese Mouse		
07.12.2021	10:10 11:25	Refuse bin on fire – Holomisa Street, Illinge Lethu Veld fire – Illinge Lethu reservoir		
08.12.2021	07:00	Motor Vehicle Accident – 10km outside Malmesbury, Klipheuwel Road		

	14:00	Refuse bin on fire – Jakaranda Street, Malmesbury		
09.12.2021	12:10	Motor Vehicle Accident – N7, Abbotsdale		
	12:20 13:04	Motor Vehicle Accident – Sarel Celliers Street, Malmesbury Veld fire – Tierfontein Plaas, N7		
10.12.2021	23:19 23:25 23:55	Motor Vehicle Accident – Darling Road Veld fire – Nitrophoska Veld fire – Protea Crescent, Abbotsdale		
11.12.2021	00:40 01:15 12:40 12:55	Refuse bin on fire – station, Illinge Lethu Motor Vehicle Accident – direction Darling Veld fire – Transnet Station Refuse bin on fire – Holomisa Street		
12.12.2021	14:15 14:17 19:24 19:33	Veld fire – N7, new bridge Veld fire – Schoonspruit Road Motor Vehicle Accident – N7, direction Cape Town Motor Vehicle Accident – N7, Chatsworth turn-off		
13.12.2021	12:14 17:00	Refuse bin on fire – Jakaranda Street Veld fire – Schoonspruit Road		
14.12.2021	16:50	Veld fire – cemetery, Schoonspruit Road		
15.12.2021	13:53 16:15 17:10 17:40	Motor Vehicle Accident – Swartland Winery Electrical fire – 50 Vink Street, Malmesbury House furniture on fire – 113 Alfa Street, Malmesbury Veld fire – near USave, Chatsworth		
16.12.2021	08:07	Refuse bin on fire – Jakaranda Street, Malmesbury		
17.12.2021	15:18 20:45	Motor Vehicle Accident – Voortrekker Road Veld fire – Eikehout Street, Kalbaskraal		
18.12.2021	07:10 11:00 17:21 19:05 21:25 03:01	Refuse bin on fire – Holomisa Street, Illinge Lethu Veld fire – cemetery - Abbotsdale Veld fire – Church Street, Abbotsdale Veld fire – end of Church Street, Abbotsdale Veld fire – Radnor Street, Chatsworth Rubbish on fire – Post Office		
20.12.2021	00:45 10:40 10:55 13:38	Bush fire – Tierfontein Storage building on fire – Main Road, Kalbaskraal Veld fire – near railway, Kalbaskraal Veld fire – Tierfontein turn-off		
22.12.2021	09:12 20:45 21:15	Refuse bin on fire – Phase 2, Phola Park Veld fire - Highlands Rubbish on fire – dumping site, Abbotsdale		
24.12.2021	21:05 22:15	Veld fire – behind Police Station, Malmesbury House on fire – Groenrivier Estate, Malmesbury		
25.12.2021	15:45 19:02	Informal structure on fire – 791 River Street, Kalbaskraal Cleaning of road (diesel spillage) – Piketberg Road, Malmesbury		
26.12.2021	03:17 05:23 17:03	Veld fire – near railway, Riverlands Informal Structure on fire – 1 Fresia Street, Malmesbury Veld fire – River Street, Kalbaskraal		
27.12.2021	04:45	Rubbish on fire – Nova silos		
28.12.2021	20:23	Bush fire – Wesbank cemetery		
29.12.2021	09:27 11:33 15:30	Cleaning of road (fruit waste) – Renier Street, Malmesbury Motor Vehicle alight & medical assistance – 22 Gousblom Street, Malmesbury Veld fire – dumping site, Chatsworth		
30.12.2021	12:34 17:20 17:46	Veld fire – Mountain View Road, Chatsworth Straw bales on fire – Klipheuwel Road Veld fire – Schoonspruit Road, Malmesbury		
31.12.2021	12:53	Veld fire – industrial area, Schoonspruit Road, Malmesbury		

	16:00 19:45	Veld fire – cemetery, Riverlands Veld fire – Jewish cemetery, Essenhout Street, Malmesbury		
--	----------------	---	--	--

DATE	TIME	DECEMBER MONTHLY REPORT MOORREESBURG	WCDM Assisted SM	Swartland Assisted WCDM
02.12.2021	07:05 16:36 20:57	Refuse bin on fire – Sibanye Veld fire – Piketberg Road, Veld fire – old cemetery		
03.12.2021	17:57 21:11	Bush fire – Koringberg Veld fire – Gene Louw Sports Field		
07.12.2021	18:26	Veld fire – behind swimming pool,		
13.12.2021	16:00	Motor Vehicle Accident – N7, direction Koringberg		
16.12.2021	06:44 21:57	Refuse bin on fire – Sibanye Veld fire – Omega Street		
17.12.2021	22:17	Informal structure on fire – 15 Spoorweg Street		
18.12.2021	00:41 06:30 18:16 19:49	Veld fire – cemetery Motor Vehicle alight – Protea Street Motor Vehicle Accident – Misverstand Road House on fire – Main Road		
20.12.2021	17:49	Veld fire – swimming pool		
22.12.2021	17:00	Controlled burning (veld) – 1 <sup>st</sup> Avenue		
25.12.2021	10:20	Informal structure on fire – 63 Denneboom Street		
26.12.2021	00:37	Ice container on fire – railway		
27.12.2021	09:24 10:29	Refuse bin on fire – Sibanye Rubbish on fire – dumping site		
30.12.2021	15:48	Veld fire – opposite Gene Louw Sports Field		
31.12.2021	04:00 17:30	Tree on fire – behind Traffic Department Rubbish on fire – dumping site		

DATE	TIME	DECEMBER MONTHLY REPORT RIEBEEK VALLEY	WCDM Assisted SM	Swartland Assisted WCDM
03.12.2021	16:25	Veld fire – Lelie Street, Riebeek Kasteel		
05.12.2021	03:48	Informal structure – 1014 Kuiler Crescent, Riebeek West		
14.12.2021	14:57	Veld fire – Lelie Street, Riebeek Kasteel		
17.12.2021	20:55	Veld fire – Solomon Street, Riebeek West		
18.12.2021	01:27	Veld fire – Conniffee January Street, Riebeek West		
27.12.2021	12:21	Veld fire – Meridol Street, Riebeek West		

DATE	TIME	DECEMBER MONTHLY REPORT DARLING / YZERFONTEIN	WCDM Assisted SM	Swartland Assisted WCDM
03.12.2021	10:52 13:00	Veld fire, behind ASLA, Darling Caught snake – Botterblom Street, Darling		
05.12.2021	13:19 17:10	Veld fire – Madeliefie Street, ASLA, Darling Motor Vehicle Accident – R27, Grotto Bay		

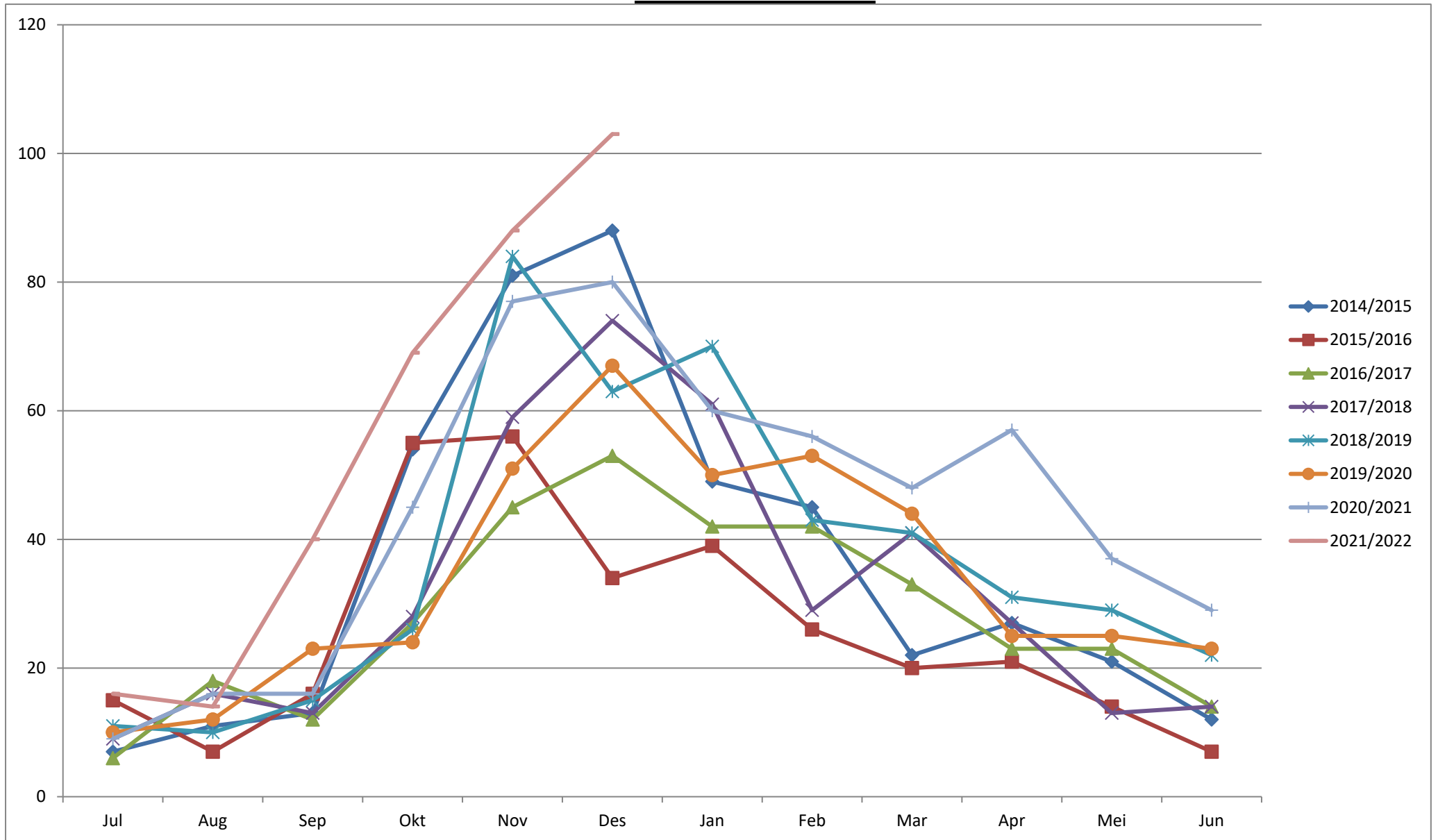
	17:20	Veld fire – between silos & railway, Darling		
08.12.2021	14:20 16:18	Veld fire- between swimming pool & Darling Brew, Darling Veld fire – Evita Bezuidenhoud Road, Darling		
09.12.2021	12:07	Motor Vehicle Accident – R27, West Coast National Park		
11.12.2021	11:57	Veld fire – railway, silos		
12.12.2021	16:31	Veld fire – 7 <sup>th</sup> Avenue, Claredon Street, Darling		
15.12.2021	08:58 15:43 17:41	Rubbish on fire – dumping site, Darling Veld fire – Golf Estate, Darling Veld fire – Claredon Street, Darling		
17.12.2021	00:25 11:41	Motor Vehicle Accident – Main Road, Darling Veld fire – railway, Kaap Agri, Darling		
18.12.2021	13:06 19:33	Rubbish on fire – behind swimming pool, Darling Veld fire – SPCA, Darling		
19.12.2021	19:47 21:15	Veld fire – behind dumping site, Darling Veld fire – Darling Brew, Darling		
20.12.2021	10:52	Veld fire – between sport grounds & small farmers, Darling		
22.12.2021	16:09	Veld fire – between silos & golf course, Darling		
23.12.2021	15:08	Rubbish on fire – behind Claredon Street, 10 <sup>th</sup> Avenue, Darling		
26.12.2021	19:22	Veld fire – Sonneblom Street, ASLA, Darling		
30.12.2021	14:18	Veld fire – Claredon Street, Darling		

## **GENERAL**

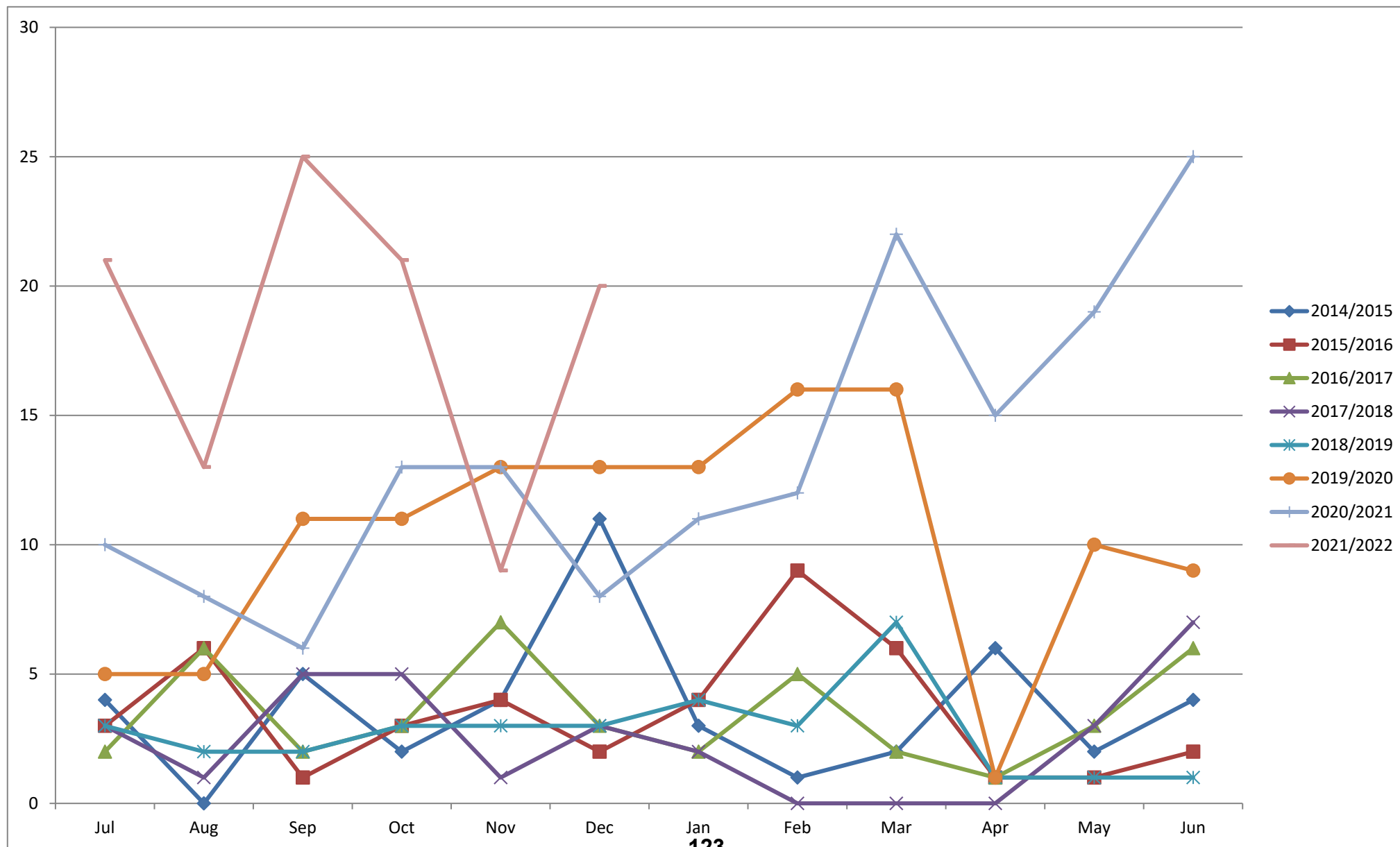
1. Fire inspection and life safety done:
  - Darling Clinic
2. Building Plans:
  - Erf 2524, Riebeek Kasteel
  - Erf 2975, Yzerfontein
3. All operational firefighting vehicles and equipment inspected on a weekly basis.

**CHIEF FIRE OFFICER: R HARRIS**

## AMOUNT OF FIRES



## AMOUNT OF OTHER INCIDENTS



	Fire Brigade Service: SWARTLAND MUNICIPAL Fire & Rescue Services								Contact Person: ROYSTEN HARRIS				
	(Municipality/Location) MALMESBURY								Contact Details: 022 487 9400				
	December 2021												
OCCUPANCY OR PROPERTY		Probable causes / moontlike oorsake											Number of fires
		1 smoking	2 elec. faults	3 open flames	4 cooking	5 heating	6 welding & cutting	7 lightning	8 arson	9 undetermined	10 other (specify)		
											False Alarm good intent	False Alarm malicious	
RESIDENTIAL	FORMAL									3			3
	INFORMAL									5			5
	FLATS												
	HOTELS AND BOARDING HOUSES												
INSTITUTIONAL	HOSPITALS & NURSING HOMES												
	EDUCATIONAL ESTABLISHMENTS												
PUBLIC ASSEMBLY	CHURCHES AND HALLS												
	CINEMAS AND THEATRES												
	MUSEUMS, LIBRARIES, ART GALLERIES												
	NIGHT CLUBS AND DANCE HALLS												
COMMERCIAL	RESTAURANTS AND CAFES												
	OFFICES												
	SHOPS												
	DEPARTMENT STORES												
	GARAGES AND WORKSHOPS												
STORAGE	WAREHOUSES												
	OUTSIDE STORAGE									2			2



<b>INDUSTRY</b>	FURNITURE									1			<b>1</b>
	PLASTIC AND RUBBER												
	TEXTILE												
	PRINTING												
	MILLING												
	PETROLEUM												
	FOOD AND DRINK												
	PAPER AND PACKAGING												
	CHEMICAL												
	METAL												
	ELECTRONICS									1			<b>1</b>
	MINES (SURFACE)												
	UTILITIES												
<b>TRANSPORT</b>	CARS, MOTORCYCLES									2			<b>2</b>
	BUSES												
	HEAVY VEHICLES												
	SHIPS												
	TRAINS												
	AIRCRAFT												
<b>OTHER</b>	RUBBISH, GRASS AND BUSH									89			<b>89</b>
	PLANTATIONS AND FOREST												
	AGRICULTURAL												
	MISCELANEOUS FIRES												
	RIOTS												
	<b>TOTALS</b>									<b>103</b>			<b>103</b>

<b>AMOUNT OF OTHER INCIDENTS (SPECIAL SERVICES RENDERED FOR THE MONTH)</b>	
<b>(This exclude where fires are involved)</b>	
<b>TYPE INCIDENT</b>	<b>Number of incidents</b>
Aircraft Accidents	
Trench Rescue	
High Angle Rescue	
Motor vehicle accidents	16
Diving	
Boats and Sailing craft	
Water Supplies	
Fast Water Flow Rescue	
Mountain Search and Rescue	
Humanitarian Services	4
Hazardous Materials:- Radiation; Nuclear; Chlorine; Acid	
<b>TOTALS</b>	<b>20</b>