



NOTULE VAN 'N VERGADERING VAN DIE MUNISIPALE BESTUUR-, ADMINISTRASIE EN FINANSIES PORTEFEULJEKOMITEE VAN DIE SWARTLAND MUNISIPALE RAAD GEHOU OP WOENSDAG, 9 MAART 2022 OM 10:00

TEENWOORDIG:

RAADSLEDE:

Voorsitter, rdl I S le Minnie
Ondervoorsitter, rdl N Smit

Daniels, C	Rangasamy, M A (rdh)
De Beer, J M	Soldaka, P E
O'Kennedy, E C	Van Essen, T (rdh)
Penxa, B J	van Zyl, M (rdd)
Pypers, D C	Vermeulen, G

BEAMPTES:

Munisipale Bestuurder, mnr J J Scholtz
Direkteur: Beskermingsdienste, mnr P A C Humphreys
Direkteur: Elektriese Ingenieursdienste, mnr R du Toit
Direkteur: Korporatiewe Dienste, me M S Terblanche
Direkteur: Ontwikkelingsdienste, me J S Krieger
Direkteur: Siviele Ingenieursdienste, mnr L D Zikmann
Bestuurder: Begrotingskantoor, me H Papier
Bestuurder: Sekretariaat en Rekordsdienste, me N Brand
Komitee beampte, me S Willemse

1. OPENING/VERLOF TOT AFWESIGHEID

Die voorsitter, rdl I S le Minnie, reël dat die vergadering waargeneem word deur die ondervoorsitter, rdl N Smit, weens gesondheidsprobleme.

Rdl N Smit verwelkom lede en open die vergadering met skriflesing en gebed.

Die ondervoorsitter bevestig die teenwoordigheid van raadslede wat dien op die Portefeuljekomitee: Munisipale Bestuurder, Administrasie en Finansies.

Verlof tot afwesigheid word verleen aan rdl A K Warnick en die Direkteur: Finansiële Dienste, mnr M A C Bolton.

2. NOTULE

2.1 NOTULE VAN 'N PORTEFEULJEKOMITEEVERGADERING (MUNISIPALE BESTUUR-, ADMINISTRASIE- EN FINANSIESKOMITEE) GEHOU OP 16 FEBRUARIE 2022

BESLUIT

(voorgestel deur rdd M van Zyl, gesekondeer deur rdh M A Rangasamy)

Dat die notule van die Portefeuljekomiteevergadering (Munisipale Bestuur-, Administrasie- en Finansieskomitee) gehou op 16 Februarie 2022 goedgekeur word, onderhewig aan die regstelling, dat "virtual" verwyder word by die opskrif op bl 2.



**MINUTES OF A MEETING OF THE MUNICIPAL MANAGEMENT, ADMINISTRATION AND FINANCES
PORTFOLIO COMMITTEE OF THE SWARTLAND MUNICIPAL COUNCIL HELD ON WEDNESDAY, 9
MARCH 2022 AT 10:00**

PRESENT:

COUNCILLORS:

Chairperson, cllr I S le Minnie
Deputy Chairperson, cllr N Smit

Daniels, C
De Beer, J M
O'Kennedy, E C
Penxa, B J
Pypers, D C

Rangasamy, M A (ald)
Soldaka, P E
Van Essen, T (ald)
van Zyl, M (ald)
Vermeulen, G

OFFICIALS:

Municipal Manager, mr J J Scholtz
Director: Protection Services, mr P A C Humphreys
Director: Electrical Engineering Services, mr R du Toit
Director: Corporate Services, ms M S Terblanche
Director: Development Services, ms J S Krieger
Director: Civil Engineering Services, mr L D Zikmann
Manager: Budget Office, ms H Papier
Manager: Secretarial and Records, ms N Brand
Committee Officer, ms S Willemse

1. OPENING/APOLOGIES

The chairperson, cllr I S le Minnie, arranged for the meeting to be observed by the Deputy Chairperson, cllr N Smit, due to health problems.

Cllr N Smit welcomed members and open the meeting with a scripture reading and a prayer.

The deputy chairperson confirmed the virtual presence of councillors serving on the Portfolio Committee: Municipal Manager, Administration and Finance.

Apologies received from the cllr A K Warnick and the Director Financial Services, mr M A C Bolton.

2. MINUTES

2.1 MINUTES OF A PORTFOLIO COMMITTEE MEETING (MUNICIPAL MANAGEMENT, ADMINISTRATION AND FINANCES COMMITTEE) HELD ON 16 FEBRUARY 2022

RESOLUTION

(proposed by ald M van Zyl, seconded by ald M A Rangasamy)

That the minutes of a Portfolio Committee Meeting (Municipal Management, Administration and Finances Committee) held on 16 February 2022 are approved, subject to the correction, that "virtual" be removed from the heading on page 2.

3. AFVAARDIGINGS/VOORLEGGINGS/MEDEDELINGS

3.1 SKRYWES VAN DANK EN WAARDERING AAN SWARTLAND MUNISIPALITEIT

BESLUIT

Dat kennis geneem word van die skrywes van dank en waardering aan Swartland Munisipaliteit soos met die sakelys gesirkuleer.

3.2 INLIGTING: BEURTKRAG

Die Munisipale Bestuurder, mnr J J Scholtz noem dat Eskom van vandag af (9 Maart 2022) beurtkrag na stadium 4 verhoog, wat om 09:00 begin en dit sal voortduur tot Vrydag 05:00 wanneer dit na stadium 2 sal beweeg. Verder lees mnr J J Scholtz die skedule per dorp vir die res van die dag af.

3.3 INLIGTING: WYKSKOMITEES

Die Bestuurder: Sekretariaat en Rekordsdienste, me N Brand gee inligting deur, spesifiek aan die Wyksraadslede m.b.t die onderstaande wykskomitee kwessies:

- Dat daar nog 33 vakante poste beskikbaar is;
- Dat 'n verslag op 31 Maart vir die raad opgestel sal word oor die status van wykskomitees;
- Dat Wyksraadslede so spoedig moontlik kandidate identifiseer vir koöptering op die wykskomitee, waar daar nog vakatures na afloop van die verkiesing is;
- Dat teen einde Maart met die 1ste wykskomiteevergaderings, hierdie proses afgehandel word ten einde alle nuwe wykskomitee lede aan die Induksieprogram te laat deelneem;
- Dat die persone wat nie aan die kriteria voldoen het nie, moontlik genader kan word vir koöptering, hetsy daar nou wel aan die kriteria voldoen word, aangesien hulle reeds hul belangstelling getoon het;
- Dat die voltooide koöpteringsvorm voor/op Donderdag, 17 Maart 2022 ingedien word ten einde dit by die agenda van die 1ste wykskomiteevergadering in te sluit vir die wykskomitee om die koöptering te bekragtig.

4. SAKE VOORTSPRUITEND UIT NOTULES

Geen

5. GEDELEGEERDE SAKE M.B.T. MUNISIPALE BESTUURDER

5.1 MAANDVERSLAG: JANUARIE 2022

Die voorsitter lê die maandverslag ter tafel soos met die sakelys gesirkuleer.

Op navraag deur rdl B J Penxa oor die aantal werksgeleenthede geskep deur die Munisipaliteit se kapitaalprojekte (kontrakte > R200 000), meld die Munisipale Bestuurder dat die teiken vir die 2021/2022 finansiële jaar 150 is. In terme van die kapitaalprojekte is 'n kumulatiewe syfer van 52 wat tot dusver gemeet is, wat 'n balans van 98 meebring vir die res van die finansiële jaar.

BESLUIT

(voorgestel deur rdl D C Pypers, gesekondeer deur rdh T Van Essen)

Dat kennis geneem word van die maandverslag van die Munisipale Bestuurder vir Januarie 2022.

3. SUBMISSIONS/DEPUTATIONS/COMMUNICATIONS

3.1 LETTERS OF THANKS AND APPRECIATION TO SWARTLAND MUNICIPALITY

RESOLUTION

That note is taken of the letters of thanks and appreciation received by the Swartland Municipality, circulated with the agenda.

3.2 INFORMATION: LOAD SHEDDING

The Municipal Manager, Mr J J Scholtz mentioned that from today (9 March 2022) Eskom will increase load shedding to stage 4, which starts at 09:00 and will continue until Friday 05:00 when it will move to stage 2. Furthermore, Mr J J Scholtz read the schedule per town for the rest of the day.

3.3 INFORMATION: WARD COMMITTEES

The Manager: Secretariat and Records Services, Ms N Brand, provided information, specifically to the Ward Councillors regarding the following ward committee issues:

- That there are still 33 vacancies available;
- That a report be prepared for council on 31 March on the status of ward committees;
- That Ward Councillors identify candidates for co-opting on the ward committee as soon as possible, where there are still vacancies after the election;
- That by the end of March with the 1st ward committee meetings, this process be completed in order to get all new ward committee members to participate in the Induction program;
- That the persons who did not meet the criteria could possibly be approached for co-optation, whether or not the criteria are met, as they have already shown their interest;
- That the completed co-optation form be submitted before / on Thursday, 17 March 2022 in order to include it in the agenda of the 1st ward committee meeting for the ward committee to approve the co-optation.

4. MATTERS ARISING FROM THE MINUTES

None

5. DELEGATED MATTERS IN RESPECT OF MUNICIPAL MANAGER

5.1 MONTHLY REPORT: JANUARY 2022

The chairperson tabled the monthly report as circulated with the agenda.

On enquiry by cllr B J Penxa about the number of jobs created through the Municipality's capital projects (contracts > R200 000), the Municipal Manager stated that the target for the 2021/2022 financial year is 150. In terms of capital projects, a cumulative figure of 52 measured so far is a balance sheet of 98 for the rest of the financial year.

RESOLUTION

(proposed by cllr D C Pypers, seconded by ald T Van Essen)

That cognisance be taken of the monthly report of the Office of the Municipal Manager for January 2022.

6. SAKE VIR AANBEVELINGS AAN DIE UITVOERENDE BURGEMEESTER

Geen

7. GEDELEGEERDE SAKE M.B.T. ADMINISTRASIE

7.1 MAANDVERSLAG: JANUARIE 2022

Die voorsitter lê die maandverslag ter tafel soos met die sakelys gesirkuleer.

BESLUIT

(op voorstel van rdd M van Zyl, gesekondeer deur rdh M A Rangasamy)

Dat kennis geneem word van die maandverslag van die Direktoraat Korporatiewe Dienste vir Januarie 2022.

8. SAKE VIR AANBEVELINGS AAN DIE UITVOERENDE BURGEMEESTER

Geen

9. GEDELEGEERDE SAKE M.B.T. FINANSIES

9.1 MAANDVERSLAG: JANUARIE 2022

Die voorsitter lê die maandverslag ter tafel soos met die sakelys gesirkuleer en versoek die Bestuurder: Begrotingskantoor, me H Papier, om belangrike aspekte uit te wys.

Die Bestuurder: Begrotingskantoor gee 'n oorsig van die finansiële posisie vir die Raad, met verwysing na inkomte en uitgawes.

BESLUIT

(op voorstel van rdh T Van Essen, gesekondeer deur rdd M van Zyl)

Dat kennis geneem word van die maandverslag van die Direktoraat Finansiële Dienste vir Januarie 2022.

10. SAKE VIR AANBEVELINGS AAN DIE UITVOERENDE BURGEMEESTER

Geen.

**(GET) RDL N SMIT
ONDERVOORSITTER**

6. MATTERS FOR RECOMMENDATION TO THE EXECUTIVE MAYOR

None

7. DELEGATED MATTERS IN RESPECT OF ADMINISTRATION

7.1 MONTHLY REPORT: JANUARY 2022

The chairperson tabled the monthly report as circulated with the agenda.

RESOLUTION

(proposed by ald M van Zyl, seconded by ald M A Rangasamy)

That cognisance be taken of the monthly report of the Directorate Corporate Services for January 2022.

8. MATTERS FOR RECOMMENDATION TO THE EXECUTIVE MAYOR

None

9. DELEGATED MATTERS IN RESPECT OF FINANCES

9.1 MONTHLY REPORT: JANUARY 2022

The chairperson tabled the monthly report as circulated with the agenda and requested the Manager: Budget Office, ms H Papier, to point out important aspects.

The Manager: Budget Office provides an overview of the financial position for Council, with reference to income and expenditure.

RESOLUTION

(proposed by ald T Van Essen, seconded by ald M van Zyl)

That cognisance be taken of the monthly report of the Director Financial Services for January 2022.

10. MATTERS FOR RECOMMENDATION TO THE EXECUTIVE MAYOR

None

**(SGD) CLLR N SMIT
DEPUTY CHAIRPERSON**



Verslag ♦ Ingxelo ♦ Report

Kantoor van die Munisipale Bestuurder
5 April 2022

2/4/2
7/1/2/2-7
WYK: NVT

ITEM 5.1 VAN DIE AGENDA VAN 'N PORTEFEULJEKOMITEEVERGADERING WAT GEHOUSAL WORD OP 13 APRIL 2022

ONDERWERP:	MONTHLY REPORT: OFFICE OF THE MUNICIPAL MANAGER: FEBRUARY 2022
-------------------	---

1. **AGTERGROND / BACKGROUND**

1.1 Appended hereto please find the PMS report of:

(a) Municipal Manager: J J Scholtz

1.2 Also attached hereto find the SDBIP for February 2022.

2. **WETGEWING / LEGISLATION**

2.1 Local Government: Municipal Systems Act 32 of 2000

2.2 Local Government: Municipal Finance Management Act 56 of 2003

3. **KOPPELING AAN DIE GOP / LINKAGE TO THE IDP**

The monthly report links with Chapter 7 of the IDP

(A financially sustainable municipality with assets that are well maintained).

4. **FINANSIËLE IMPLIKASIE / FINANCIAL IMPLICATION**

N/a

5. **AANBEVELING / RECOMMENDATION**

Voorgelê vir kennisname / Tabled for cognisance

(get) J J Scholtz

MUNISIPALE BESTUURDER

SWARTLAND MUNICIPALITY
STRATEGIC MANAGEMENT SYSTEM



2021/2 - PERFORMANCE DIRECTORS (Quarterly)

Tuesday, April 05, 2022

Performance Objective	Key Performance Indicator	Quarterly Target	Achieved	Rating	Reasons / Interventions / Notes
Scholtz, Joggie - Municipal Manager: Office of the Municipal Manager					
Strategic Goal:	4 Caring, competent and responsive institutions, organisations and business				
Strategic Objective:	Manage the Office of the Municipal Manager and Organisation				
pd-09-0003: Sound management	2: Number of monthly management meetings held [Type=Qtr 4 Only]	3: 0.0% At least 10 p.a.	0.0% 8 cumulative		
		Monthly Result	Notes		Evidence
		J: 1	28 Jan 2022		Documents\2021
		F: 1	28 Febr 2022		Documents\2021
		M:			
pd-09-0004: Legally compliant procurement	1: Number of appeals against the municipality regarding the awarding of tenders that were upheld [Type=Avg All]	3: 100.0% 0 maximum	0.0%		
		Monthly Result	Notes		Evidence
		J: 0			N/a
		F: 0			N/a
		M:			
pd-09-0005: Performance and financial monitoring	2: Number of monthly performance and financial assessments done [Type=Avg All]	3: 100.0% 3 per quarter	66.7% 2		
		Monthly Result	Notes		Evidence
		J: 1	12 Jan 2022		SMS System
		F: 1	22 Feb 2022		SMS System
		M:			
pd-09-0006: Annual report compilation and approval	2: Annual Report as required by MFMA (121) tabled [Type=Qtr 3 Only]	3: 100.0% Yes (annually by end of January)	0.0% Yes	0.0	
		Monthly Result	Notes		Evidence
		J: Yes	27 Jan 2022		Documents\2021
		F: N/a			
		M: N/a			

Performance Objective	Key Performance Indicator	Quarterly Target	Achieved	Rating	Reasons / Interventions / Notes
pd-09-0006: Annual report compilation and approval	3: Annual Report as required by MFMA (121) approved [Type=Qtr 3 Only]	3: 100.0% Yes (annually by end of March)	0.0%		
		Monthly Result	Notes		Evidence
		J: N/a			
		F:			
		M:			
pd-09-0007: Council decision implementation	1: % of due council decisions initiated [Type=Avg All]	3: 100.0%	0.0%		
		Monthly Result	Notes		Evidence
		J: 100%	14/14 resolutions initiated/implemented		Documents\2021
		F: 100%	15/15 resolutions initiated/implemented		Documents\2021
		M:			
pd-09-0008: Monitoring the IDP / Budget process	2: Number of months that the IDP / Budget process schedule were checked [Type=Qtr 4 Only]	3: 0.0% At least 10 p.a.	0.0% 8 cumulative		
		Monthly Result	Notes		Evidence
		J: 1	28 Jan 2022		Documents\2021
		F: 1	28 Febr 2022		Documents\2021
		M:			
pd-09-0009: Functional macro-structure maintained	2: Annual review of the macro structure completed [Type=Qtr 4 Only]	3: 0.0% Yes (before end of June)	0.0%		
		Monthly Result	Notes		Evidence
		J: N/a			
		F: N/a			
		M:			
pd-14-0029: General KPI: % of capital budget spent on capital projects identified for a particular financial year in terms of the municipality's IDP	1: % of capital budget spent [Type=Qtr 4 Only]	3: 0.0% Qtr 4 (between 90% and 105%)	0.0%		
		Monthly Result	Notes		Evidence
		J: 47.7%	Budget = R166,040,448, YTD Actual = R79,129,061 (Committed: R11,764,344)		Documents\2021
		F: 54.9%	Budget = R166,040,448, YTD Actual = R91,192,048 (Committed: R18,287,676)		Documents\2021
		M:			

Performance Objective	Key Performance Indicator	Quarterly Target	Achieved	Rating	Reasons / Interventions / Notes
Strategic Goal:	2 Inclusive economic growth				
Strategic Objective:	Facilitate economic development in the municipal area				
pd-09-0001: Liaison with business role-players	2: Annual event with local business held [Type=Avg All]	3: 0.0% Yes (before end of June)	0.0%		
		Monthly Result	Notes		Evidence
		J: 1	26 Jan 2022 (Suid-Koreane/Sonplaas)		Diary
		F: 1	8 Febr 2022 (Belgiese belegger)		Diary
		M:			
pd-09-0012: LED fund management	1: % of the LED funds actually spent [Type=Qtr 4 Only]	3: 0.0% 90% for the year	0.0% <<Prev Qtr>>		NOTES: Budget has been moved to the Performance management due to the new municipal regulations
		Monthly Result	Notes		Evidence
		J: N/a	Budget = R 0, YTD Actual = R0		
		F: N/a	Budget = R 0, YTD Actual = R0		
		M:			
pd-14-0026: General KPI: Jobs created through municipality's LED initiatives including capital projects	1: Number of jobs created through Municipality's capital projects (contracts > R200 000) [Type=Qtr 4 Only]	3: 0.0% 150 for the year	0.0% 52 cumulative		
		Monthly Result	Notes		Evidence
		J: 0			N/a
		F: 0			N/a
		M:			

SWARTLAND MUNICIPALITY
STRATEGIC MANAGEMENT SYSTEM



2021/2 - [SDBIP] PROJECT SCHEDULES

	Planned Activity
	Actual Activity
	Planned Milestone
	Actual Milestone
	Actual Milestone on Planned Milestone

Tuesday, April 05, 2022

Office of the Municipal Manager

Office of the Municipal Manager General

Project: pj-09-0021aa - Equipment Council

Location: Municipal area

Fin Source: CRR 10 000

Proj Start: Proj End:

Grp	No	Activity	Jul21	Aug21	Sep21	Oct21	Nov21	Dec21	Jan22	Feb22	Mar22	Apr22	May22	Jun22	Notes (Activity)					
1	1	Equipment - purchasing																		
Projected/Actual ETD		Bdgt Type	Jul21	Aug21	Sep21	Oct21	Nov21	Dec21	Jan22	Feb22	Mar22	Apr22	May22	Jun22	YTD Apr	Bud/Save	Commit	Total	Avail	Av %
Projected Cash Flow		Capital			2 000		2 000		2 000	2 000	2 000				10 000	10 000				

Project: pj-09-0021ab - Equipment Municipal Manager

Location: Municipal area

Fin Source: CRR 10 000

Proj Start: Proj End:

Grp	No	Activity	Jul21	Aug21	Sep21	Oct21	Nov21	Dec21	Jan22	Feb22	Mar22	Apr22	May22	Jun22	Notes (Activity)					
1	1	Equipment - purchasing																		
Projected/Actual ETD		Bdgt Type	Jul21	Aug21	Sep21	Oct21	Nov21	Dec21	Jan22	Feb22	Mar22	Apr22	May22	Jun22	YTD Apr	Bud/Save	Commit	Total	Avail	Av %
Projected Cash Flow		Capital			2 000		2 000		2 000	2 000	2 000				10 000	10 000				

Civil Engineering Services

Civil Engineering Services General

Project: pj-09-0021ac - Equipment Civil Services

Location: Municipal area

Fin Source: CRR

88 004

Proj Start: Proj End:

Grp	No	Activity	Jul21	Aug21	Sep21	Oct21	Nov21	Dec21	Jan22	Feb22	Mar22	Apr22	May22	Jun22	Notes (Activity)				
1	1	Equipment - purchasing																	
S/Notes: Sept 2021: Spent R32300 Oct 2021 : Spent R20420 Nov 2021: Spent R1630 Dec 2021: Spent R1630 Jan 2022: Spent R1630 Feb 2022:Spent R1630																			
Projected/Actual ETD	Bdgt Type	Jul21	Aug21	Sep21	Oct21	Nov21	Dec21	Jan22	Feb22	Mar22	Apr22	May22	Jun22	YTD Apr	Bud/Save	Commit	Total	Avail	Av %
Projected Cash Flow	Capital				10 000	60 000			4 438	13 566				88 004	88 004				
Expenditure to date	Capital		11 400	20 900	20 420	1 630								54 350			54 350	33 654	38.2%

Municipal Property

Project: pj-16-0006 - Equipment Buildings & Maintenance

Location: Municipal area

Fin Source: CRR

25 466

Proj Start: Proj End:

Grp	No	Activity	Jul21	Aug21	Sep21	Oct21	Nov21	Dec21	Jan22	Feb22	Mar22	Apr22	May22	Jun22	Notes (Activity)					
1	1	Equipment - purchasing																		
S/Notes: Aug 2021: Spent R4375.00 Sep 2021: R18807.45 Oct 2021: on order R583 Nov 2021:Spent R583 Dec 2021: Spent R583 Jan 2022: Spent R583 Feb 2022: Spent R583																				
Projected/Actual ETD		Bdgt Type	Jul21	Aug21	Sep21	Oct21	Nov21	Dec21	Jan22	Feb22	Mar22	Apr22	May22	Jun22	YTDApr	Bud/Save	Commit	Total	Avail	Av %
Projected Cash Flow		Capital		-1 468	10 000		10 000			5 500					24 032	25 466				
Expenditure to date		Capital		4 375	18 807		583								23 765			23 765	1 701	6.7%

Project: pj-19-0001 - Buildings: Social Economic Facility - Chatsworth (Multi-year project)

Location: Chatsworth

Vote Nos: 9/108-170-474

Fin Source: CRR

2 112 907

Proj Start: Proj End:

Grp	No	Activity	Jul21	Aug21	Sep21	Oct21	Nov21	Dec21	Jan22	Feb22	Mar22	Apr22	May22	Jun22	Notes (Activity)					
1	1	Construction																		
S/Notes: Jul 2021: Construction completion 65%. Aug 2021: Construction completion 67%. Sep 2021: Construction completion 75%. Oct 2021: Construction completion 80%. Nov 2021: Construction completion 85%. Dec 2021: Construction completion 86%. Jan 2022: Construction completion 88%. Feb 2022: Construction completion 90%																				
Projected/Actual ETD		Bdgt Type	Jul21	Aug21	Sep21	Oct21	Nov21	Dec21	Jan22	Feb22	Mar22	Apr22	May22	Jun22	YTDApr	Bud/Save	Commit	Total	Avail	Av %
Projected Cash Flow		Capital	200 000	1 395 907	200 000	200 000				117 000					2 112 907	2 112 907				
Expenditure to date		Capital		269 359	49 271	176 766	22 208	259 192		8 060	47 723				832 579			832 579	1 280 328	60.6%

Project: pj-20-0032 - Buildings: Fitting of Council Chambers (Std Bank Building)

Location: Municipal area

Fin Source: CRR

5 613 272

Proj Start: Proj End:

Grp	No	Activity	Jul21	Aug21	Sep21	Oct21	Nov21	Dec21	Jan22	Feb22	Mar22	Apr22	May22	Jun22	Notes (Activity)					
1	1	Implementation																		
S/Notes: Jul 2021: Constuction commenced. Aug 2021: Construction completion 12%. Sep 2021: Construction completion 30%. Oct 2021: Construction completion 40%. Nov 2021: Construction completion 55%. Dec 2021: Construction completion 65%. Jan 2022: Construction completion 70%. Feb 2022: Construction completion 80%																				
Projected/Actual ETD		Bdgt Type	Jul21	Aug21	Sep21	Oct21	Nov21	Dec21	Jan22	Feb22	Mar22	Apr22	May22	Jun22	YTDApr	Bud/Save	Commit	Total	Avail	Av %
Projected Cash Flow		Capital	200 000		500 000	750 000	750 000	500 000	500 000	1 500 000	913 272				5 613 272	5 613 272				
Expenditure to date		Capital		111 659	135 680	191 056	609 950	1 330 337		492 985	7 266				2 878 934			2 878 934	2 734 338	48.7%

Project: pj-20-0033 - Buildings: Conversion / operationalisation of office space (Nedbank)

Vote Nos: 9/108-430-262

Location: Municipal area

Fin Source: CRR

5 066 495

Proj Start: Proj End:

Grp	No	Activity	Jul21	Aug21	Sep21	Oct21	Nov21	Dec21	Jan22	Feb22	Mar22	Apr22	May22	Jun22	Notes (Activity)					
1	1	Implementation																		
S/Notes: Jul 2021: Constuction commenced. Aug 2021: Construction completion 12%.] Sep 2021: Construction completion 30%. Oct 2021: Construction completion 40%. Nov 2021: Construction completion 55%. Dec 2021: Construction completion 65%. Jan 2022: Construction completion 70%. Feb 2022: Construction completion 90%																				
Projected/Actual ETD		Bdgt Type	Jul21	Aug21	Sep21	Oct21	Nov21	Dec21	Jan22	Feb22	Mar22	Apr22	May22	Jun22	YTD Apr	Bud/Save	Commit	Total	Avail	Av %
Projected Cash Flow		Capital	200 000		500 000	700 000	700 000	500 000	500 000	1 000 000	966 495				5 066 495	5 066 495				
Expenditure to date		Capital		189 262	174 644	978 687	617 331	976 813		842 039	2 977				3 781 755			3 781 755	1 284 740	25.4%

Project: pj-21-0003 - Buildings: Repair Burnt Caretakers House: Mby Sewerage Works

Vote Nos: 9/108-370-181

Location:

Fin Source: CRR

712 737

Proj Start: Proj End:

Grp	No	Activity	Jul21	Aug21	Sep21	Oct21	Nov21	Dec21	Jan22	Feb22	Mar22	Apr22	May22	Jun22	Notes (Activity)					
1	1	Implementation																		
S/Notes: Jul 2021: Tender awarded. Aug 2021: Construction commenced. Sep 2021: Construction completion 15%. Oct 2021: Construction completion 30%. Nov 2021: Construction completion 40%. Dec 2021: Construction completion 60%. Jan 2022: Construction completion 70%. Feb 2022: Construction completion 75%																				
Projected/Actual ETD		Bdgt Type	Jul21	Aug21	Sep21	Oct21	Nov21	Dec21	Jan22	Feb22	Mar22	Apr22	May22	Jun22	YTDApr	Bud/Save	Commit	Total	Avail	Av %
Projected Cash Flow		Capital			100 000			100 000	200 000	312 737					712 737	712 737				
Expenditure to date		Capital			21 999	48 031	8 607	11 847	7 333	7 333	1 584				106 733			106 733	606 004	85.0%

Project: pj-21-0004 - Buildings: New Painting Machine

Vote Nos: 9/108-393-209

Location: Municipal area

Fin Source: CRR

35 968

Proj Start: Proj End:

Grp	No	Activity	Jul21	Aug21	Sep21	Oct21	Nov21	Dec21	Jan22	Feb22	Mar22	Apr22	May22	Jun22	Notes (Activity)					
1	1	Equipment - purchasing													Completed in Aug					
S/Notes: Jul 2021: Tender awarded, awaiting delivery. Aug 2021: Delivered 20/8/21 Sep 2021 : complete																				
Projected/Actual ETD		Bdgt Type	Jul21	Aug21	Sep21	Oct21	Nov21	Dec21	Jan22	Feb22	Mar22	Apr22	May22	Jun22	YTDApr	Bud/Save	Commit	Total	Avail	Av %
Projected Cash Flow		Capital		1 468			34 500								35 968	35 968				
Expenditure to date		Capital		35 967											35 967			35 967	1	0.0%

Parks and Amenities**Project: pj-11-0058 - Equipment Parks**

Location: Municipal area

Fin Source: CRR

60 000

Proj Start: Proj End:

Grp	No	Activity	Jul21	Aug21	Sep21	Oct21	Nov21	Dec21	Jan22	Feb22	Mar22	Apr22	May22	Jun22	Notes (Activity)					
1	1	Equipment - purchasing																		
S/Notes: Aug 2021 : Spent R22770 Sep 2021 : on order R26185 Oct 2021: on order R33097 Nov 2021:Spent R1101 Dec 2021:Spent R1101 Jan 2022: On order R31996 Feb 2022: On order R34975																				
Projected/Actual ETD		Bdgt Type	Jul21	Aug21	Sep21	Oct21	Nov21	Dec21	Jan22	Feb22	Mar22	Apr22	May22	Jun22	YTDApr	Bud/Save	Commit	Total	Avail	Av %
Projected Cash Flow		Capital			20 000		20 000			20 000					60 000	60 000				
Expenditure to date		Capital		22 770			1 101				2 430				26 301			26 301	33 699	56.2%

Project: pj-17-0079 - Parks: Ward Committee projects

Location: Municipal area

Fin Source: CRR

700 000

Proj Start:

Proj End:

Grp	No	Activity	Jul21	Aug21	Sep21	Oct21	Nov21	Dec21	Jan22	Feb22	Mar22	Apr22	May22	Jun22	Notes (Activity)					
1	1	Implementation																		
S/Notes: Jul 2021: Finalising project list. Aug 2021: Finalising project list. Sep 2021 :On order R67478 Oct 2021 : Spent R67478.26 , on order R4500 Nov 2021:On order R107000 Dec 2021:On order R107000 Jan 2022: Spent R55515 Feb 2022: Spent R156257 , on order R58648																				
Projected/Actual ETD		Bdgt Type	Jul21	Aug21	Sep21	Oct21	Nov21	Dec21	Jan22	Feb22	Mar22	Apr22	May22	Jun22	YTDApr	Bud/Save	Commit	Total	Avail	Av %
Projected Cash Flow		Capital			100 000	100 000	100 000		100 000	100 000	100 000	100 000			700 000	700 000				
Expenditure to date		Capital				67 478		107 000		156 257	7 568				338 303			338 303	361 697	51.7%

Project: pj-20-0005 - Vehicles Parks: CK17851 Nissan UD 35A

Location: Municipal area

Vote Nos: 9/112-488-304

Fin Source: CRR

613 000

Proj Start:

Proj End:

Grp	No	Activity	Jul21	Aug21	Sep21	Oct21	Nov21	Dec21	Jan22	Feb22	Mar22	Apr22	May22	Jun22	Notes (Activity)				
1	1	Purchase													Complete				
S/Notes: Jul 2021: Tender awarded, awaiting delivery. Aug 2021: Tender awarded, awaiting delivery. Sep 2021: Awaiting delivery Oct 2021:Delivery expected mid Nov 2021 Nov 2021: Delivered Complete																			
Projected/Actual ETD	Bdgt Type	Jul21	Aug21	Sep21	Oct21	Nov21	Dec21	Jan22	Feb22	Mar22	Apr22	May22	Jun22	YTD Apr	Bud/Save	Commit	Total	Avail	Av %
Projected Cash Flow	Capital	65 110					547 890							613 000	613 000				
Expenditure to date	Capital					613 525								613 525			613 525	-525	-0.1%

Streets

Project: pj-09-0004 - Roads: Resealing of roads - Swartland

Location: Municipal area

Fin Source: CRR 19 576 474
MIG 3 423 526

Proj Start: **Proj End:**

Grp	No	Activity	Jul21	Aug21	Sep21	Oct21	Nov21	Dec21	Jan22	Feb22	Mar22	Apr22	May22	Jun22	Notes (Activity)					
1	1	Tender process																		
1	2	Compiling work packages																		
1	3	Construction																		
S/Notes: Jul 2021: Tender awarded. Aug 2021: Compiling work packages, construction to start in October. Sep 2021: Compiling work packages, construction to start in October. Oct 2021: Construction completion 45%. Nov 2021: Construction completion 55%. Dec 2021: Construction completion 60%. Jan 2022: Construction completion 70%. Feb 2022: Construction completion 80%.																				
Projected/Actual ETD		Bdgt Type	Jul21	Aug21	Sep21	Oct21	Nov21	Dec21	Jan22	Feb22	Mar22	Apr22	May22	Jun22	YTD Apr	Bud/Save	Commit	Total	Avail	Av %
Projected Cash Flow		Capital		-1 195 907	2 500 000	3 000 000	4 677 474	2 423 526	2 000 000	2 500 000	3 500 000	3 594 907			23 000 000	23 000 000				
Expenditure to date		Capital					7 454 995	7 821 106		1 647 047					16 923 148			16 923 148	6 076 852	26.4%

Project: pj-16-0015 - Roads Swartland: New Roads

Location: Municipal area

Fin Source: CRR 7 555 096

Proj Start: **Proj End:**

Grp	No	Activity	Jul21	Aug21	Sep21	Oct21	Nov21	Dec21	Jan22	Feb22	Mar22	Apr22	May22	Jun22	Notes (Activity)					
1	1	Construction																		
S/Notes: Jul 2021: Compiling work packages, construction due to start in September. Aug 2021: Compiling work packages, construction due to start in September. Sep 2021: Construction commenced. Oct 2021: Construction completion 25%. Nov 2021: Construction completion 35%. Dec 2021: Construction completion 40%. Jan 2021: Construction completion 48%. Feb 2022: Construction completion 65%																				
Projected/Actual ETD		Bdgt Type	Jul21	Aug21	Sep21	Oct21	Nov21	Dec21	Jan22	Feb22	Mar22	Apr22	May22	Jun22	YTDApr	Bud/Save	Commit	Total	Avail	Av %
Projected Cash Flow		Capital							1 000 000	1 500 000	655 096	2 200 000	2 200 000		5 355 096	7 555 096				
Expenditure to date		Capital		82 942	109 916	581 422	1 227 472	1 405 334	290 533	1 313 825	1 101 790				6 113 232			6 113 232	1 441 864	19.1%

Project: pj-17-0022 - Vehicles Roads: CK41130 Isuzu KB 250 Tipper

Vote Nos: 9/110-290-763

Location: Malmesbury

Fin Source: CRR

409 500

Proj Start: **Proj End:**

Grp	No	Activity	Jul21	Aug21	Sep21	Oct21	Nov21	Dec21	Jan22	Feb22	Mar22	Apr22	May22	Jun22	Notes (Activity)				
1	1	Purchase													Copmplete				
S/Notes: Jul 2021: Tender awarded, awaiting delivery. Aug 2021: Delivered end August 2021 Sep 2021: Complete																			
Projected/Actual ETD	Bdgt Type	Jul21	Aug21	Sep21	Oct21	Nov21	Dec21	Jan22	Feb22	Mar22	Apr22	May22	Jun22	YTDApr	Bud/Save	Commit	Total	Avail	Av %
Projected Cash Flow	Capital						409 500							409 500	409 500				
Expenditure to date	Capital			406 910										406 910			406 910	2 590	0.6%

Project: pj-17-0080 - Roads: Ward Committee projects

Location: Municipal area

Fin Source: CRR

700 000

Proj Start: **Proj End:**

Grp	No	Activity	Jul21	Aug21	Sep21	Oct21	Nov21	Dec21	Jan22	Feb22	Mar22	Apr22	May22	Jun22	Notes (Activity)					
1	1	Implementation																		
S/Notes: Jul 2021: Finalising project list. Aug 2021: Finalising project list. Sep 2021: Finalising project list. Oct 2021: Construction completion 10%. Nov 2021: Construction completion 25%. Dec 2021: Construction completion 35%. Jan 2022: Construction completion 40%. Feb 2022: Construction completion 70%																				
Projected/Actual ETD		Bdgt Type	Jul21	Aug21	Sep21	Oct21	Nov21	Dec21	Jan22	Feb22	Mar22	Apr22	May22	Jun22	YTDApr	Bud/Save	Commit	Total	Avail	Av %
Projected Cash Flow		Capital			100 000	100 000	100 000		100 000	100 000	100 000	100 000			700 000	700 000				
Expenditure to date		Capital						446 930			49 653				496 583			496 583	203 417	29.1%

Project: pj-21-0005 - Roads: Upgrading of N7/Voortrekker Northern Interchange

Location: Municipal area

Fin Source: CRR

2 000 000

Proj Start: **Proj End:**

Grp	No	Activity	Jul21	Aug21	Sep21	Oct21	Nov21	Dec21	Jan22	Feb22	Mar22	Apr22	May22	Jun22	Notes (Activity)				
1	1	Implementation																	
Projected/Actual ETD	Bdgt Type	Jul21	Aug21	Sep21	Oct21	Nov21	Dec21	Jan22	Feb22	Mar22	Apr22	May22	Jun22	YTD Apr	Bud/Save	Commit	Total	Avail	Av %
Projected Cash Flow	Capital												2 000 000		2 000 000				

Project: pj-21-0038 - Roads: Public Transport non motorised infrastructure

Location: Municipal area

Vote Nos: 9/110-403-144 [DET]

Fin Source: DET

1 282 153

Proj Start: **Proj End:**

Grp	No	Activity	Jul21	Aug21	Sep21	Oct21	Nov21	Dec21	Jan22	Feb22	Mar22	Apr22	May22	Jun22	Notes (Activity)					
1	1	Implementation																		
S/Notes: Feb 2022: Construction completion 20%																				
Projected/Actual ETD		Bdgt Type	Jul21	Aug21	Sep21	Oct21	Nov21	Dec21	Jan22	Feb22	Mar22	Apr22	May22	Jun22	YTD Apr	Bud/Save	Commit	Total	Avail	Av %
Projected Cash Flow		Capital									500 000	500 000	282 153		1 000 000	1 282 153				

Project: pj-21-0040 - Roads: Construction: Side walks and Recreational nodes (Ilinge Lethu & Wesbank)

Location: Ilinge Lethu

Vote Nos: 9/110-470-268 [Donation]

Fin Source: Other

1 000 000

Proj Start: **Proj End:**

Grp	No	Activity	Jul21	Aug21	Sep21	Oct21	Nov21	Dec21	Jan22	Feb22	Mar22	Apr22	May22	Jun22	Notes (Activity)				
1	1	Implementation																	
S/Notes: Feb 2022: Busy with detail design and tender documentation.																			
Projected/Actual ETD	Bdgt Type	Jul21	Aug21	Sep21	Oct21	Nov21	Dec21	Jan22	Feb22	Mar22	Apr22	May22	Jun22	YTD Apr	Bud/Save	Commit	Total	Avail	Av %
Projected Cash Flow	Capital									500 000		500 000		500 000	1 000 000				
Expenditure to date	Capital									313 527				313 527			313 527	686 473	68.6%

Sewerage

Project: pj-09-0003 - Equipment Sewerage: Telemetry

Location: Municipal area

Fin Source: CRR

150 000

Proj Start: **Proj End:**

Grp	No	Activity	Jul21	Aug21	Sep21	Oct21	Nov21	Dec21	Jan22	Feb22	Mar22	Apr22	May22	Jun22	Notes (Activity)					
1	1	Purchase of equipment																		
S/Notes: Feb 2022: Req submitted																				
Projected/Actual ETD		Bdgt Type	Jul21	Aug21	Sep21	Oct21	Nov21	Dec21	Jan22	Feb22	Mar22	Apr22	May22	Jun22	YTD Apr	Bud/Save	Commit	Total	Avail	Av %
Projected Cash Flow		Capital								60 000	60 000	30 000			150 000	150 000				
Expenditure to date		Capital																	150 000	100.0%

Project: pj-10-0114 - Equipment Sewerage
Location: Municipal area

Fin Source: CRR

27 580
Proj Start:
Proj End:

Grp	No	Activity	Jul21	Aug21	Sep21	Oct21	Nov21	Dec21	Jan22	Feb22	Mar22	Apr22	May22	Jun22	Notes (Activity)					
1	1	Equipment - purchasing																		
S/Notes: Oct 2021: Spent R9704 , on order R17876 Nov 2021:On order R17876 Dec 2021:(R11300) Jan 2022: On order R6576 Feb 2022: Spent R16278																				
Projected/Actual ETD		Bdgt Type	Jul21	Aug21	Sep21	Oct21	Nov21	Dec21	Jan22	Feb22	Mar22	Apr22	May22	Jun22	YTDApr	Bud/Save	Commit	Total	Avail	Av %
Projected Cash Flow		Capital			10 000	-420	10 000		8 000						27 580	27 580				
Expenditure to date		Capital				9 704	17 876	-11 300							16 280			16 280	11 300	41.0%

Project: pj-17-0002 - Vehicles Sewerage: CK11942 Nissan NP300
Location: Koringberg

Vote Nos: 9/111-176-763

Fin Source: CRR

320 870
Proj Start:
Proj End:

Grp	No	Activity	Jul21	Aug21	Sep21	Oct21	Nov21	Dec21	Jan22	Feb22	Mar22	Apr22	May22	Jun22	Notes (Activity)				
1	1	Purchase													Complete				
S/Notes: Jul 2021: Tender awarded, awaiting delivery. Aug 2021: Tender awarded, awaiting delivery. Sep 2021: Delivered. Oct 2021: Complete.																			
Projected/Actual ETD	Bdgt Type	Jul21	Aug21	Sep21	Oct21	Nov21	Dec21	Jan22	Feb22	Mar22	Apr22	May22	Jun22	YTDApr	Bud/Save	Commit	Total	Avail	Av %
Projected Cash Flow	Capital	5 870					315 000							320 870	320 870				
Expenditure to date	Capital			320 997										320 997			320 997	-127	0.0%

Project: pj-17-0003 - Vehicles Sewerage: CK18173 Nissan NP300
Location: Darling

Vote Nos: 9/111-91-763

Fin Source: CRR

320 870
Proj Start:
Proj End:

Grp	No	Activity	Jul21	Aug21	Sep21	Oct21	Nov21	Dec21	Jan22	Feb22	Mar22	Apr22	May22	Jun22	Notes (Activity)					
1	1	Purchase													Complete					
S/Notes: Jul 2021: Tender awarded, awaiting delivery. Aug 2021: Tender awarded, awaiting delivery. Sep 2021: Delivered Complete																				
Projected/Actual ETD		Bdgt Type	Jul21	Aug21	Sep21	Oct21	Nov21	Dec21	Jan22	Feb22	Mar22	Apr22	May22	Jun22	YTDApr	Bud/Save	Commit	Total	Avail	Av %
Projected Cash Flow		Capital	5 870					315 000							320 870	320 870				
Expenditure to date		Capital			320 997										320 997			320 997	-127	0.0%

Project: pj-21-0001 - Sewerage: Malmesbury: New Macerator

Vote Nos: 9/107-165-64

Location: Malmesbury

Fin Source: CRR

650 187

Proj Start: **Proj End:**

Grp	No	Activity	Jul21	Aug21	Sep21	Oct21	Nov21	Dec21	Jan22	Feb22	Mar22	Apr22	May22	Jun22	Notes (Activity)					
1	1	Purchase																		
S/Notes: Jul 2021: Compiling tender specification. Aug 2021: Compiling tender specification. Sep 2021: Compiling tender specification. Oct 2021: Compiling tender specification. Nov 2021: Tenders invited. Dec 2021: Tender awarded. Jan 2021: Awaiting delivery Feb 2022: Awaiting delivery																				
Projected/Actual ETD		Bdgt Type	Jul21	Aug21	Sep21	Oct21	Nov21	Dec21	Jan22	Feb22	Mar22	Apr22	May22	Jun22	YTDApr	Bud/Save	Commit	Total	Avail	Av %
Projected Cash Flow		Capital						-269 813		920 000					650 187	650 187				
Expenditure to date		Capital																	650 187	100.0%

Sportsgrounds

Project: pj-17-0075 - Sport: Upgrading of Sports Fields: Darling and Chatsworth

Location: Darling

Fin Source: CRR

2 000 000

Proj Start: **Proj End:**

Grp	No	Activity	Jul21	Aug21	Sep21	Oct21	Nov21	Dec21	Jan22	Feb22	Mar22	Apr22	May22	Jun22	Notes (Activity)					
1	1	Construction																		
S/Notes: Jul 2021: Construction completion 35%. Aug 2021: Construction completion 45%. Sep 2021: Construction completion 55%. Oct 2021: Construction completion 65%. Nov 2021: Construction completion 70%. Dec 2021: Construction completion 75%. Jan 2022: Construction completion 78%. Feb 2022: Construction completion 90%.																				
Projected/Actual ETD		Bdgt Type	Jul21	Aug21	Sep21	Oct21	Nov21	Dec21	Jan22	Feb22	Mar22	Apr22	May22	Jun22	YTDApr	Bud/Save	Commit	Total	Avail	Av %
Projected Cash Flow		Capital	200 000	300 000	350 000	350 000	350 000	150 000	150 000	150 000					2 000 000	2 000 000				
Expenditure to date		Capital	27 592	253 166	207 376	405 417	219 760	519 351		9 037	28 515				1 670 213			1 670 213	329 787	16.5%

Project: pj-21-0016 - Sport: Upgrading Darling combination courts

Location: Darling

Vote Nos: 9/106-457-180

Fin Source: DCAS

155 720

Proj Start: Proj End:

Grp	No	Activity	Jul21	Aug21	Sep21	Oct21	Nov21	Dec21	Jan22	Feb22	Mar22	Apr22	May22	Jun22	Notes (Activity)				
1	1	Construction													Completed in Oct				
S/Notes: Jul 2021: Tender awarded (informal). Aug 2021: Construction commenced. Sep 2021: Construction completion 50%. Oct 2021: Complete.																			
Projected/Actual ETD	Bdgt Type	Jul21	Aug21	Sep21	Oct21	Nov21	Dec21	Jan22	Feb22	Mar22	Apr22	May22	Jun22	YTD Apr	Bud/Save	Commit	Total	Avail	Av %
Projected Cash Flow	Capital			-31 780	50 000	20 000	35 000	25 000	20 000	37 500				155 720	155 720				
Expenditure to date	Capital				155 720									155 720			155 720		0%

Project: pj-21-0017 - Sport: Upgrading Kalbaskraal combination courts

Location: Kalbaskraal

Vote Nos: 9/106-500-216

Fin Source: DCAS

86 150

Proj Start: Proj End:

Grp	No	Activity	Jul21	Aug21	Sep21	Oct21	Nov21	Dec21	Jan22	Feb22	Mar22	Apr22	May22	Jun22	Notes (Activity)					
1	1	Construction													Completed in Oct					
S/Notes: Jul 2021: Tender awarded (informal). Aug 2021: Construction commenced. Sep 2021: Construction completion 50%. Oct 2021: Complete.																				
Projected/Actual ETD		Bdgt Type	Jul21	Aug21	Sep21	Oct21	Nov21	Dec21	Jan22	Feb22	Mar22	Apr22	May22	Jun22	YTD Apr	Bud/Save	Commit	Total	Avail	Av %
Projected Cash Flow		Capital			-63 850	25 000	25 000	24 500	25 000	25 000	25 500				86 150	86 150				
Expenditure to date		Capital				86 150									86 150			86 150		0%

Project: pj-21-0018 - Sport: Upgrading Chatsworth combination courts

Location: Chatsworth

Vote Nos: 9/106-496-225

Fin Source: DCAS

740 814

Proj Start: Proj End:

Grp	No	Activity	Jul21	Aug21	Sep21	Oct21	Nov21	Dec21	Jan22	Feb22	Mar22	Apr22	May22	Jun22	Notes (Activity)				
1	1	Construction																	
S/Notes: Jul 2021: Trenders invited. Aug 2021: Busy with tender evaluation. Sep 2021: Busy with tender evaluation. Oct 2021: Tender awarded. Nov 2021: Construction completion 10% Dec 2021: Construction completion 15% Jan 2021: Construction completion 18% Feb 2022: Construction completion 30%																			
Projected/Actual ETD	Bdgt Type	Jul21	Aug21	Sep21	Oct21	Nov21	Dec21	Jan22	Feb22	Mar22	Apr22	May22	Jun22	YTDApr	Bud/Save	Commit	Total	Avail	Av %
Projected Cash Flow	Capital			240 630	100 000	100 000	100 500	100 000	99 684					740 814	740 814				
Expenditure to date	Capital									257 674				257 674			257 674	483 140	65.2%

Storm Water

Project: pj-11-0060 - Equipment Streets and Storm Water

Location: Municipal area

Fin Source: CRR

65 562

Proj Start: **Proj End:**

Grp	No	Activity	Jul21	Aug21	Sep21	Oct21	Nov21	Dec21	Jan22	Feb22	Mar22	Apr22	May22	Jun22	Notes (Activity)					
1	1	Equipment - purchasing																		
S/Notes: Aug 2021: Spent R14379 Oct 2021: On order R7647 Nov 2021:Spent R5380 Dec 2021:Spent R2266 Jan 2022: Spent R24135 on order R6401 Feb 2022: Spent R3989 , on order R3692																				
Projected/Actual ETD		Bdgt Type	Jul21	Aug21	Sep21	Oct21	Nov21	Dec21	Jan22	Feb22	Mar22	Apr22	May22	Jun22	YTDApr	Bud/Save	Commit	Total	Avail	Av %
Projected Cash Flow		Capital			10 000		20 000			20 000	10 000				60 000	65 562				
Expenditure to date		Capital		14 379			5 381	2 266	24 135	3 989	-2 657				47 494			47 494	18 068	27.6%

Water

Project: pj-11-0062 - Equipment Water

Location: Municipal area

Fin Source: CRR

47 000

Proj Start: **Proj End:**

Grp	No	Activity	Jul21	Aug21	Sep21	Oct21	Nov21	Dec21	Jan22	Feb22	Mar22	Apr22	May22	Jun22	Notes (Activity)					
1	1	Equipment - purchasing																		
S/Notes: Aug 2021: Spent R26085 Sep 2021: On order R1273 Oct 2021: Spent R2546 , on order R7190 Nov 2021:Spent R7190 Dec 2021:Spent R7190. Jan 2022: Spent R7190 Feb 2022: Spent R7190																				
Projected/Actual ETD		Bdgt Type	Jul21	Aug21	Sep21	Oct21	Nov21	Dec21	Jan22	Feb22	Mar22	Apr22	May22	Jun22	YTDApr	Bud/Save	Commit	Total	Avail	Av %
Projected Cash Flow		Capital			10 000		20 000			17 000					47 000	47 000				
Expenditure to date		Capital		26 085		2 546	7 190								35 821			35 821	11 179	23.8%

Project: pj-12-0013 - Water networks: Upgrades and replacement

Location: Municipal area

Fin Source: CRR

2 000 000

Proj Start:

Proj End:

Grp	No	Activity	Jul21	Aug21	Sep21	Oct21	Nov21	Dec21	Jan22	Feb22	Mar22	Apr22	May22	Jun22	Notes (Activity)				
1	1	Implementation																	
S/Notes: Aug 2021: Tenders invited. Sep 2021: Tender evaluation. Oct 2021: Tender awarded. Nov 2021: Finalising work package. Dec 2021: Construction to commence in Jan 2022. Jan 2022: Construction on hold due to water supply problems in Chastworth. Feb 2022: Construction on hold due to water supply problems in Chastworth.																			
Projected/Actual ETD	Bdgt Type	Jul21	Aug21	Sep21	Oct21	Nov21	Dec21	Jan22	Feb22	Mar22	Apr22	May22	Jun22	YTDApr	Bud/Save	Commit	Total	Avail	Av %
Projected Cash Flow	Capital	100 000	100 000		300 000	400 000	200 000	200 000	400 000	300 000				2 000 000	2 000 000				
Expenditure to date	Capital		60 778		88 694									149 472			149 472	1 850 528	92.5%

Project: pj-17-0082 - Water: Upgrading of water reticulation network: PRV's, flow control, zone metering

Location: Municipal area

Fin Source: CRR

100 000

Proj Start:

Proj End:

Grp	No	Activity	Jul21	Aug21	Sep21	Oct21	Nov21	Dec21	Jan22	Feb22	Mar22	Apr22	May22	Jun22	Notes (Activity)				
1	1	Implementation																	
Projected/Actual ETD	Bdgt Type	Jul21	Aug21	Sep21	Oct21	Nov21	Dec21	Jan22	Feb22	Mar22	Apr22	May22	Jun22	YTD Apr	Bud/Save	Commit	Total	Avail	Av %
Projected Cash Flow	Capital						100 000							100 000	100 000				
Expenditure to date	Capital		24 194			45 561								69 755			69 755	30 245	30.2%

Project: pj-18-0072 - Water: Connections: Water Meters (New/Replacements)

Location: Municipal area

Fin Source: CRR

600 000

Proj Start:

Proj End:

Grp	No	Activity	Jul21	Aug21	Sep21	Oct21	Nov21	Dec21	Jan22	Feb22	Mar22	Apr22	May22	Jun22	Notes (Activity)					
1	1	Implementation																		
S/Notes: Jul 2021: Spent R43822 Aug 2021: Spent R72576 Sep 2021: Spent R35225 Oct 2021: Spent R43555 Nov 2021:Spent R42816 Dec 2021:Spent R29548 Jan 2022: Spent R28065 Feb 2022: Spent R41804 , on order R4520																				
Projected/Actual ETD		Bdgt Type	Jul21	Aug21	Sep21	Oct21	Nov21	Dec21	Jan22	Feb22	Mar22	Apr22	May22	Jun22	YTDApr	Bud/Save	Commit	Total	Avail	Av %
Projected Cash Flow		Capital	50 000	50 000	50 000	50 000	50 000	20 000	60 000	60 000	60 000	60 000	70 000	20 000	510 000	600 000				
Expenditure to date		Capital	43 822	72 576	35 225	43 555	42 816	29 548	28 065	41 804	39 492				376 904			376 904	223 096	37.2%

Project: pj-19-0011 - Water: Bulk water infrastructure (emergency spending)

Location: Municipal area

Fin Source: CRR

1 102 963

Proj Start:

Proj End:

Grp	No	Activity	Jul21	Aug21	Sep21	Oct21	Nov21	Dec21	Jan22	Feb22	Mar22	Apr22	May22	Jun22	Notes (Activity)					
1	1	Implementation													Complete					
S/Notes: Jan 2022: Awaiting delivery of generators. Feb 2022: Generators delivered and operational. Complete																				
Projected/Actual ETD		Bdgt Type	Jul21	Aug21	Sep21	Oct21	Nov21	Dec21	Jan22	Feb22	Mar22	Apr22	May22	Jun22	YTD Apr	Bud/Save	Commit	Total	Avail	Av %
Projected Cash Flow		Capital	-76 850				250 000	679 813					250 000		852 963	1 102 963				
Expenditure to date		Capital					160 263	182 700		760 000					1 102 963			1 102 963		0.0%

Project: pj-21-0008 - Water: Upgrade: Riverlands and Kalbaskraal water pump stations

Location: Kalbaskraal

Vote Nos: 9/105-385-170

Fin Source: CRR

1 000 000

Proj Start:

Proj End:

Grp	No	Activity	Jul21	Aug21	Sep21	Oct21	Nov21	Dec21	Jan22	Feb22	Mar22	Apr22	May22	Jun22	Notes (Activity)				
1	1	Implementation																	
S/Notes: Jul 2021: Detail desing and Tender documentation. Aug 2021: Tenders invited. Sep 2021: Tender evaluation. Oct 2021: Tender awarded. Nov 2021: Equipment on order. Dec 2021: Equipment on order. Jan 2022: Construction on hold due to water supply problems in Chastworth. Feb 2022: Construction on hold due to water supply problems in Chastworth.																			
Projected/Actual ETD	Bdgt Type	Jul21	Aug21	Sep21	Oct21	Nov21	Dec21	Jan22	Feb22	Mar22	Apr22	May22	Jun22	YTDApr	Bud/Save	Commit	Total	Avail	Av %
Projected Cash Flow	Capital		100 000		300 000	300 000	100 000		200 000					1 000 000	1 000 000				
Expenditure to date	Capital			56 631					239 365					295 997			295 997	704 003	70.4%

Project: pj-21-0013 - Water: Swartland System S3.3 & S3.4 Panorama to Wesbank I1/4 - CRR
Location: Panorama

Fin Source: CRR

1 150 000
Proj Start:
Proj End:

Grp	No	Activity	Jul21	Aug21	Sep21	Oct21	Nov21	Dec21	Jan22	Feb22	Mar22	Apr22	May22	Jun22	Notes (Activity)					
1	1	Implementation																		
S/Notes: Jul 2021: Detail design. Aug 2021: Detail design. Sep 2021: Detail design. Oct 2021: Detail design. Nov 2021: Detail design Dec 2021: Detail design Jan 2022: Detail design Feb 2022: Tenders invited																				
Projected/Actual ETD		Bdgt Type	Jul21	Aug21	Sep21	Oct21	Nov21	Dec21	Jan22	Feb22	Mar22	Apr22	May22	Jun22	YTDApr	Bud/Save	Commit	Total	Avail	Av %
Projected Cash Flow		Capital		200 000	200 000						150 000	300 000	300 000		850 000	1 150 000				
Expenditure to date		Capital						128 919	494 353	170 093					793 365			793 365	356 635	31.0%

Project: pj-21-0015 - Water: Riebeek Kasteel supply S2.4
Location: Riebeek Kasteel

Fin Source: CRR

200 000
Proj Start:
Proj End:

Grp	No	Activity	Jul21	Aug21	Sep21	Oct21	Nov21	Dec21	Jan22	Feb22	Mar22	Apr22	May22	Jun22	Notes (Activity)				
1	1	Implementation																	
Projected/Actual ETD	Bdgt Type	Jul21	Aug21	Sep21	Oct21	Nov21	Dec21	Jan22	Feb22	Mar22	Apr22	May22	Jun22	YTD Apr	Bud/Save	Commit	Total	Avail	Av %
Projected Cash Flow	Capital									200 000				200 000	200 000				
Expenditure to date	Capital						200 000							200 000			200 000		0%

Cleansing Services
Project: pj-11-0059 - Equipment Refuse Removal
Location: Municipal area

Fin Source: CRR

22 420
Proj Start:
Proj End:

Grp	No	Activity	Jul21	Aug21	Sep21	Oct21	Nov21	Dec21	Jan22	Feb22	Mar22	Apr22	May22	Jun22	Notes (Activity)				
1	1	Equipment - purchasing																	
S/Notes: Sept 2021: Spent R2640 , on order R8799 Oct 2021: Spent R3009 , on order R16614 Nov 2021: Spent R10824 Dec 2021: (R3009) Jan 2022: On order R5790 Feb 2022: On order R5790																			
Projected/Actual ETD	Bdgt Type	Jul21	Aug21	Sep21	Oct21	Nov21	Dec21	Jan22	Feb22	Mar22	Apr22	May22	Jun22	YTDApr	Bud/Save	Commit	Total	Avail	Av %
Projected Cash Flow	Capital			10 000	420	12 000								22 420	22 420				
Expenditure to date	Capital			2 640	3 009	10 824	-3 009							13 464			13 464	8 956	39.9%

Project: pj-14-0021 - Refuse site Moorreesburg - fencing

Vote Nos: 9/104-489-338

Location: Moorreesburg

Fin Source: CRR

310 000

Proj Start: **Proj End:**

Grp	No	Activity	Jul21	Aug21	Sep21	Oct21	Nov21	Dec21	Jan22	Feb22	Mar22	Apr22	May22	Jun22	Notes (Activity)					
1	1	Construction																		
S/Notes: Jul 2021: Tender documentation. Aug 2021: Tenders invited. Sep 2021: Tender evaluation. Oct 2021: Tender awarded. Nov 2021: Construction to commence Jan 2022 Dec 2021: Construction to commence Jan 2022 Jan 2022: Construction commenced Feb 2022: Construction completion 95%																				
Projected/Actual ETD		Bdgt Type	Jul21	Aug21	Sep21	Oct21	Nov21	Dec21	Jan22	Feb22	Mar22	Apr22	May22	Jun22	YTDApr	Bud/Save	Commit	Total	Avail	Av %
Projected Cash Flow		Capital		100 000	100 000	200 000	200 000	-290 000							310 000	310 000				
Expenditure to date		Capital								142 622	8 315				150 938			150 938	159 062	51.3%

Project: pj-19-0016 - Equipment Refuse bins, traps, skips (Swartland)

Location: Municipal area

Fin Source: CRR

120 000

Proj Start: **Proj End:**

Grp	No	Activity	Jul21	Aug21	Sep21	Oct21	Nov21	Dec21	Jan22	Feb22	Mar22	Apr22	May22	Jun22	Notes (Activity)					
1	1	Equipment - purchasing																		
S/Notes: Oct 2021 : On order R20600 Nov 2021: On order R20600 Dec 2021: Spent R23690 Jan 2022: Spent R23690 Feb 2022: On order R28920																				
Projected/Actual ETD		Bdgt Type	Jul21	Aug21	Sep21	Oct21	Nov21	Dec21	Jan22	Feb22	Mar22	Apr22	May22	Jun22	YTDApr	Bud/Save	Commit	Total	Avail	Av %
Projected Cash Flow		Capital									120 000				120 000	120 000				
Expenditure to date		Capital						23 690	-3 090						20 600			20 600	99 400	82.8%

Project: pj-20-0011 - Refuse: Chipper and trailer

Vote Nos: 9/104-494-326

Location: Municipal area

Fin Source: CRR

858 296

Proj Start: **Proj End:**

Grp	No	Activity	Jul21	Aug21	Sep21	Oct21	Nov21	Dec21	Jan22	Feb22	Mar22	Apr22	May22	Jun22	Notes (Activity)					
1	1	Purchase																		
S/Notes: Jul 2021: Tender awarded, awaiting delivery. Aug 2021: Tender awarded, awaiting delivery. Sep 2021: Awaiting delivery. Oct 2021: Awaiting delivery. Nov 2021: Awaiting delivery Dec 2021: Awaiting delivery Jan 2022: Awaiting delivery Feb 2022: Awaiting delivery mid Mar 2022																				
Projected/Actual ETD		Bdgt Type	Jul21	Aug21	Sep21	Oct21	Nov21	Dec21	Jan22	Feb22	Mar22	Apr22	May22	Jun22	YTDApr	Bud/Save	Commit	Total	Avail	Av %
Projected Cash Flow		Capital						858 296							858 296	858 296				
Expenditure to date		Capital																	858 296	100.0%

Sewerage: Waste Water Treatment Plant

Project: pj-13-0008 - Sewerage: Moorreesburg

Vote Nos: 9/107-95-81 [MIG]

Location: Moorreesburg

Fin Source: CRR

37 587 430

MIG

15 849 816

Proj Start: **Proj End:**

Grp	No	Activity	Jul21	Aug21	Sep21	Oct21	Nov21	Dec21	Jan22	Feb22	Mar22	Apr22	May22	Jun22	Notes (Activity)					
1	1	Construction																		
S/Notes: Jul 2021: Construction completion 60%. Aug 2021: Construction completion 63%. Sep 2021: Construction completion 70%. Oct 2021: Construction completion 75%. Nov 2021: Construction completion 77%. Dec 2021: Construction completion 78%. Jan 2022: Construction completion 79%. Feb 2022: Construction completion 82%																				
Projected/Actual ETD		Bdgt Type	Jul21	Aug21	Sep21	Oct21	Nov21	Dec21	Jan22	Feb22	Mar22	Apr22	May22	Jun22	YTD Apr	Bud/Save	Commit	Total	Avail	Av %
Projected Cash Flow		Capital	5 000 000	5 000 000	5 000 000	5 000 000	5 000 000	3 916 749	3 666 999	5 916 749	4 349 319	4 000 000	4 000 000	2 587 430	46 849 816	53 437 246				
Expenditure to date		Capital		5 808 843		3 833 189	4 983 515	11 346 157	1 969 538	875 539	9 844				28 826 624			28 826 624	24 610 622	46.1%

Project: pj-18-0004 - Sewerage: Darling

Vote Nos: 9/107-90-94 [MIG]

Location: Darling

Fin Source: CRR 2 275 696
MIG 3 027 658

Proj Start: Proj End:

Grp	No	Activity	Jul21	Aug21	Sep21	Oct21	Nov21	Dec21	Jan22	Feb22	Mar22	Apr22	May22	Jun22	Notes (Activity)					
1	1	Construction																		
S/Notes: Jul 2021: Construction completion 60%. Aug 2021: Construction completion 70%. Sep 2021: Construction completion 75%. Oct 2021: Construction completion 82%. Nov 2021: Construction completion 90%. Dec 2021: Construction completion 95%. Jan 2022: Construction completion 96%. Jan 2022: Construction completion 97%																				
Projected/Actual ETD		Bdgt Type	Jul21	Aug21	Sep21	Oct21	Nov21	Dec21	Jan22	Feb22	Mar22	Apr22	May22	Jun22	YTDApr	Bud/Save	Commit	Total	Avail	Av %
Projected Cash Flow		Capital	1 000 000	1 000 000	1 000 000	1 000 000	720 600	83 251	83 251	83 251	83 251	83 251	83 251	83 248	5 136 855	5 303 354				
Expenditure to date		Capital						2 444 904	582 754						3 027 658			3 027 658	2 275 696	42.9%

Corporate Services

Corporate Services General

Project: pj-09-0021ad - Equipment Corporate

Vote Nos: 9/101-22-737

Location: Municipal area

Fin Source: CRR

22 000

Proj Start: **Proj End:**

Grp	No	Activity	Jul21	Aug21	Sep21	Oct21	Nov21	Dec21	Jan22	Feb22	Mar22	Apr22	May22	Jun22	Notes (Activity)				
1	1	Equipment - purchasing																	
S/Notes: Sep: Quotations for camera for Communication Officer being obtained																			
Projected/Actual ETD	Bdgt Type	Jul21	Aug21	Sep21	Oct21	Nov21	Dec21	Jan22	Feb22	Mar22	Apr22	May22	Jun22	YTD Apr	Bud/Save	Commit	Total	Avail	Av %
Projected Cash Flow	Capital			5 000		15 000				2 000				22 000	22 000				
Expenditure to date	Capital			1 185		7 179	5 895							14 259			14 259	7 741	35.2%

Properties, Contracts and Legal Administration

Project: pj-09-0024 - Equipment Corporate: Buildings and Swartland halls

Vote Nos: 9/103-36-735

Location: Municipal area

Fin Source: CRR

100 000

Proj Start: **Proj End:**

Grp	No	Activity	Jul21	Aug21	Sep21	Oct21	Nov21	Dec21	Jan22	Feb22	Mar22	Apr22	May22	Jun22	Notes (Activity)					
1	1	Equipment - purchasing																		
S/Notes: Sep: Purchases for new hall in Chatsworth to be finalised once building is completed Dec: Informal tenders for replacement of Banqueting hall curtains to be placed Jan: Awaiting outcome of tenders (Second round) Feb: No tenders received, tenders reinvited																				
Projected/Actual ETD		Bdgt Type	Jul21	Aug21	Sep21	Oct21	Nov21	Dec21	Jan22	Feb22	Mar22	Apr22	May22	Jun22	YTD Apr	Bud/Save	Commit	Total	Avail	Av %
Projected Cash Flow		Capital		60 000		40 000									100 000	100 000				
Expenditure to date		Capital		2 591			1 483	1 043			1 043				6 161			6 161	93 839	93.8%

Project: pj-20-0026 - Purchase of land: Die Kraaltjie, Transnet Erf 47

Vote Nos: 9/101-544-246

Location: Municipal area

Fin Source: CRR

400 000

Proj Start: **Proj End:**

Grp	No	Activity	Jul21	Aug21	Sep21	Oct21	Nov21	Dec21	Jan22	Feb22	Mar22	Apr22	May22	Jun22	Notes (Activity)					
1	1	Purchase																		
S/Notes: Sep: Deed of sale received from Transnet Dec: Signed Deed sent to Transnet. Awaiting signature on their side Jan: Signed agreement received. Awaiting particulars of conveyancers Feb: Conveyancers appointed by Transnet. Awaiting invoice																				
Projected/Actual ETD		Bdgt Type	Jul21	Aug21	Sep21	Oct21	Nov21	Dec21	Jan22	Feb22	Mar22	Apr22	May22	Jun22	YTDApr	Bud/Save	Commit	Total	Avail	Av %
Projected Cash Flow		Capital			400 000										400 000	400 000				

Project: pj-20-0030 - Purchase of Land: Erf 2876 Moorreesburg**Location:** Moorreesburg**Vote Nos:** 9/101-556-292**Fin Source:****Proj Start:** **Proj End:**

Grp	No	Activity	Jul21	Aug21	Sep21	Oct21	Nov21	Dec21	Jan22	Feb22	Mar22	Apr22	May22	Jun22	Notes (Activity)
1	1	Purchase													
S/Notes: Sep: Project subject to funding from Human Settlement Oct: Project to be removed with Adjustment Budget															

Project: pj-20-0031 - Purchase of Land: Erf 2111 Riebeek Kasteel**Location:** Riebeek Kasteel**Vote Nos:** 9/101-558-298**Fin Source:****Proj Start:** **Proj End:**

Grp	No	Activity	Jul21	Aug21	Sep21	Oct21	Nov21	Dec21	Jan22	Feb22	Mar22	Apr22	May22	Jun22	Notes (Activity)
1	1	Purchase													
S/Notes: Sep: Project subject to funding from Human Settlement Oct: Project to be removed with Adjustment Budget															

Public Relations, Library and Tourism Services**Project: pj-17-0069 - Equipment Libraries****Location:** Municipal area**Vote Nos:** 9/102-360-739**Fin Source:** DCAS

70 000

Proj Start: **Proj End:**

Grp	No	Activity	Jul21	Aug21	Sep21	Oct21	Nov21	Dec21	Jan22	Feb22	Mar22	Apr22	May22	Jun22	Notes (Activity)				
1	1	Equipment - purchasing																	
S/Notes: Dec 21: Die joernaalinskrywing by Desember van -14,285.17 bestaan uit die volgende: (1) R12 000 vir die kaste van Adonis fencing wat ons laat maak het vir RK bib. Dit is nie op standaard nie en kan nie vir boeke gebruik word nie. Dit kaste word her aangewen in n ander afdeling. (2) R2 435 vir 2 stofsuiers wat aangekoop is. Dit mag nie meer uit kapitaal gekoop word nie (beleid is verander) en geskuif na die "inventory" pos. Jan 22: Tenders was gevra vir biblioteekkaste (Riebeek Kasteel)																			
Projected/Actual ETD	Bdgt Type	Jul21	Aug21	Sep21	Oct21	Nov21	Dec21	Jan22	Feb22	Mar22	Apr22	May22	Jun22	YTD Apr	Bud/Save	Commit	Total	Avail	Av %
Projected Cash Flow	Capital					10 000		10 000	10 000	10 000	10 000	10 000	10 000	50 000	70 000				
Expenditure to date	Capital				14 435	13 870	-14 285	3 958	11 139					29 116			29 116	40 884	58.4%

Development Services

Development Services General

Project: pj-11-0097 - Equipment Development Services

Location: Municipal area

Fin Source: CRR 40 000

Proj Start: Proj End:

Grp	No	Activity	Jul21	Aug21	Sep21	Oct21	Nov21	Dec21	Jan22	Feb22	Mar22	Apr22	May22	Jun22	Notes (Activity)					
1	1	Equipment - purchasing																		
Projected/Actual ETD		Bdgt Type	Jul21	Aug21	Sep21	Oct21	Nov21	Dec21	Jan22	Feb22	Mar22	Apr22	May22	Jun22	YTDApr	Bud/Save	Commit	Total	Avail	Av %
Projected Cash Flow		Capital	3 333	3 333	3 333	3 333	3 333	3 333	3 333	3 333	3 333	3 333	3 333	3 337	33 330	40 000				
Expenditure to date		Capital		2 120	6 050	20 386	1 432	-1 778		3 037					31 247			31 247	8 753	21.9%

Housing

Project: pj-18-0018 - Dev Services: Malmesbury De Hoop Project (Professional Fees)

Location: Malmesbury West

Fin Source: DHS 5 253 233

Proj Start: Proj End:

Grp	No	Activity	Jul21	Aug21	Sep21	Oct21	Nov21	Dec21	Jan22	Feb22	Mar22	Apr22	May22	Jun22	Notes (Activity)					
1	1	Implementation																		
Projected/Actual ETD		Bdgt Type	Jul21	Aug21	Sep21	Oct21	Nov21	Dec21	Jan22	Feb22	Mar22	Apr22	May22	Jun22	YTDApr	Bud/Save	Commit	Total	Avail	Av %
Projected Cash Flow		Capital		205 864	514 661	514 661	514 661	1 029 323			1 500 000	446 200	527 863		4 725 370	5 253 233				
Expenditure to date		Capital						3 308 747			595 527				3 904 275			3 904 275	1 348 958	25.7%

Project: pj-18-0065 a - Dev Services: Kalbaskraal Serviced Sites (Professional fees)

Location: Kalbaskraal

Vote Nos: 9/123-323-155 [DHS] Fin Source: DHS 430 002

Proj Start: Proj End:

Grp	No	Activity	Jul21	Aug21	Sep21	Oct21	Nov21	Dec21	Jan22	Feb22	Mar22	Apr22	May22	Jun22	Notes (Activity)					
1	1	Implementation																		
Projected/Actual ETD		Bdgt Type	Jul21	Aug21	Sep21	Oct21	Nov21	Dec21	Jan22	Feb22	Mar22	Apr22	May22	Jun22	YTDApr	Bud/Save	Commit	Total	Avail	Av %
Projected Cash Flow		Capital									430 002				430 002	430 002				

Project: pj-19-0049 - Dev Services: Darling Serviced Sites (Professional Fees)

Location: Darling

Vote Nos: 9/123-594-412 Fin Source: DHS 529 145

Proj Start: Proj End:

Grp	No	Activity	Jul21	Aug21	Sep21	Oct21	Nov21	Dec21	Jan22	Feb22	Mar22	Apr22	May22	Jun22	Notes (Activity)					
1	1	Implementation																		
Projected/Actual ETD		Bdgt Type	Jul21	Aug21	Sep21	Oct21	Nov21	Dec21	Jan22	Feb22	Mar22	Apr22	May22	Jun22	YTDApr	Bud/Save	Commit	Total	Avail	Av %
Projected Cash Flow		Capital		6 597	16 493	16 493	16 493	32 986		105 829	105 829	105 829	61 298	61 298	406 549	529 145				

Project: pj-19-0050 - Dev Services: Darling Serviced Sites (Sewerage)

Vote Nos: 9/123-596-426

Location: Darling

Fin Source: DHS

406 615

Proj Start: Proj End:

Grp	No	Activity	Jul21	Aug21	Sep21	Oct21	Nov21	Dec21	Jan22	Feb22	Mar22	Apr22	May22	Jun22	Notes (Activity)					
1	1	Implementation																		
Projected/Actual ETD		Bdgt Type	Jul21	Aug21	Sep21	Oct21	Nov21	Dec21	Jan22	Feb22	Mar22	Apr22	May22	Jun22	YTD Apr	Bud/Save	Commit	Total	Avail	Av %
Projected Cash Flow		Capital		5 069	12 674	12 674	12 674	25 348		81 323	81 323	81 323	94 207		312 408	406 615				

Project: pj-19-0051 - Dev Services: Darling Serviced Sites (Water)

Vote Nos: 9/123-598-434

Location: Darling

Fin Source: DHS

359 268

Proj Start: Proj End:

Grp	No	Activity	Jul21	Aug21	Sep21	Oct21	Nov21	Dec21	Jan22	Feb22	Mar22	Apr22	May22	Jun22	Notes (Activity)					
1	1	Implementation																		
Projected/Actual ETD		Bdgt Type	Jul21	Aug21	Sep21	Oct21	Nov21	Dec21	Jan22	Feb22	Mar22	Apr22	May22	Jun22	YTD Apr	Bud/Save	Commit	Total	Avail	Av %
Projected Cash Flow		Capital		4 479	11 198	11 198	11 198	22 396		71 853	71 853	71 853	83 240		276 028	359 268				

Project: pj-19-0052 - Dev Services: Darling Serviced Sites (Streets & Stormwater)

Vote Nos: 9/123-588-448

Location: Darling

Fin Source: DHS

1 584 972

Proj Start: Proj End:

Grp	No	Activity	Jul21	Aug21	Sep21	Oct21	Nov21	Dec21	Jan22	Feb22	Mar22	Apr22	May22	Jun22	Notes (Activity)					
1	1	Implementation																		
Projected/Actual ETD		Bdgt Type	Jul21	Aug21	Sep21	Oct21	Nov21	Dec21	Jan22	Feb22	Mar22	Apr22	May22	Jun22	YTD Apr	Bud/Save	Commit	Total	Avail	Av %
Projected Cash Flow		Capital		19 761	49 402	49 402	49 402	98 804		316 994	316 994	316 994	367 219		1 217 753	1 584 972				

Project: pj-20-0016 - Dev Services: Malmesbury De Hoop project - External Services (Water)

Vote Nos: 9/123-476-166

Location: Municipal area

Fin Source: CRR

3 000 000

Proj Start: Proj End:

Grp	No	Activity	Jul21	Aug21	Sep21	Oct21	Nov21	Dec21	Jan22	Feb22	Mar22	Apr22	May22	Jun22	Notes (Activity)					
1	1	Implementation																		
Projected/Actual ETD		Bdgt Type	Jul21	Aug21	Sep21	Oct21	Nov21	Dec21	Jan22	Feb22	Mar22	Apr22	May22	Jun22	YTD Apr	Bud/Save	Commit	Total	Avail	Av %
Projected Cash Flow		Capital		71 813	179 533	179 533	179 533	359 066	179 533	179 533	1 436 266	179 533	55 657		2 944 343	3 000 000				
Expenditure to date		Capital			63 989					860 360	12 138				936 487			936 487	2 063 513	68.8%

Project: pj-21-0036 - Dev Services: Riebeek Kasteel Serviced Sites Project (Fencing)**Vote Nos:** 9/123-473-257 [DHS]; 9/123-390-240 [CRR]**Location:** Riebeek Kasteel**Fin Source:** CRR 289 324
DHS 838 750**Proj Start:** **Proj End:**

Grp	No	Activity	Jul21	Aug21	Sep21	Oct21	Nov21	Dec21	Jan22	Feb22	Mar22	Apr22	May22	Jun22	Notes (Activity)					
1	1	Implementation																		
Projected/Actual ETD		Bdgt Type	Jul21	Aug21	Sep21	Oct21	Nov21	Dec21	Jan22	Feb22	Mar22	Apr22	May22	Jun22	YTD Apr	Bud/Save	Commit	Total	Avail	Av %
Projected Cash Flow		Capital								110 000	200 000	200 000	316 500	301 574	510 000	1 128 074				
Expenditure to date		Capital		106 750		10 849					49 309				166 909			166 909	961 165	85.2%

Project: pj-21-0042 - Dev Services: Malmesbury De Hoop (395 Water Meters)**Vote Nos:** 9/123-477-252 [DHS]**Location:** Malmesbury West**Fin Source:** DHS 40 000**Proj Start:** **Proj End:**

Grp	No	Activity	Jul21	Aug21	Sep21	Oct21	Nov21	Dec21	Jan22	Feb22	Mar22	Apr22	May22	Jun22	Notes (Activity)					
1	1	Implementation																		
Projected/Actual ETD		Bdgt Type	Jul21	Aug21	Sep21	Oct21	Nov21	Dec21	Jan22	Feb22	Mar22	Apr22	May22	Jun22	YTD Apr	Bud/Save	Commit	Total	Avail	Av %
Projected Cash Flow		Capital												40 000		40 000				

Project: pj-21-0043 - Dev Services: Kalbaskraal Fencing**Vote Nos:** 9/123-375-240 [DHS]**Location:** Kalbaskraal**Fin Source:** DHS 561 825**Proj Start:** **Proj End:**

Grp	No	Activity	Jul21	Aug21	Sep21	Oct21	Nov21	Dec21	Jan22	Feb22	Mar22	Apr22	May22	Jun22	Notes (Activity)					
1	1	Implementation																		
Projected/Actual ETD		Bdgt Type	Jul21	Aug21	Sep21	Oct21	Nov21	Dec21	Jan22	Feb22	Mar22	Apr22	May22	Jun22	YTD Apr	Bud/Save	Commit	Total	Avail	Av %
Projected Cash Flow		Capital								50 000	100 000	100 000	200 000	111 825	250 000	561 825				
Expenditure to date		Capital									35 753				35 753			35 753	526 073	93.6%

Project: pj-21-0044 - Dev Services: Riebeek Wes Fencing**Vote Nos:** 9/123-411-240 [DHS]**Location:** Riebeek West**Fin Source:** DHS 822 250**Proj Start:** **Proj End:**

Grp	No	Activity	Jul21	Aug21	Sep21	Oct21	Nov21	Dec21	Jan22	Feb22	Mar22	Apr22	May22	Jun22	Notes (Activity)					
1	1	Implementation																		
Projected/Actual ETD		Bdgt Type	Jul21	Aug21	Sep21	Oct21	Nov21	Dec21	Jan22	Feb22	Mar22	Apr22	May22	Jun22	YTD Apr	Bud/Save	Commit	Total	Avail	Av %
Projected Cash Flow		Capital								80 000	200 000	200 000	200 000	142 250	480 000	822 250				
Expenditure to date		Capital									52 325				52 325			52 325	769 925	93.6%

Project: pj-21-0045 - Dev Services: Riebeek Kasteel (Prof Fees)

Vote Nos: 9/123-322-150 [DHS]

Proj Start:

Proj End:

Location: Riebeek Kasteel

Fin Source: DHS

967 940

Grp	No	Activity	Jul21	Aug21	Sep21	Oct21	Nov21	Dec21	Jan22	Feb22	Mar22	Apr22	May22	Jun22	Notes (Activity)					
1	1	Implementation																		
Projected/Actual ETD		Bdgt Type	Jul21	Aug21	Sep21	Oct21	Nov21	Dec21	Jan22	Feb22	Mar22	Apr22	May22	Jun22	YTDApr	Bud/Save	Commit	Total	Avail	Av %
Projected Cash Flow		Capital									967 940				967 940	967 940				

Caravan Parks

Project: pj-16-0044 - Equipment YZF Caravan Park

Proj Start:

Proj End:

Location: Yzerfontein

Fin Source: CRR

30 000

Grp	No	Activity	Jul21	Aug21	Sep21	Oct21	Nov21	Dec21	Jan22	Feb22	Mar22	Apr22	May22	Jun22	Notes (Activity)					
1	1	Equipment - purchasing																		
Projected/Actual ETD		Bdgt Type	Jul21	Aug21	Sep21	Oct21	Nov21	Dec21	Jan22	Feb22	Mar22	Apr22	May22	Jun22	YTDApr	Bud/Save	Commit	Total	Avail	Av %
Projected Cash Flow		Capital	2 500	2 500	2 500	2 500	2 500	2 500	2 500	2 500	2 500	2 500	2 500	2 500	25 000	30 000				
Expenditure to date		Capital			2 930				18 887		-7 359				14 458			14 458	15 542	51.8%

Electrical Engineering Services

Electrical Engineering Services General

Project: pj-11-0096 - Equipment Electricity

Vote Nos: 9/117-39-749

Proj Start: **Proj End:**

Location: Municipal area

Fin Source: CRR

350 000

Grp	No	Activity	Jul21	Aug21	Sep21	Oct21	Nov21	Dec21	Jan22	Feb22	Mar22	Apr22	May22	Jun22	Notes (Activity)					
1	1	Equipment - purchasing													On schedule					
S/Notes: Aug 21: Equipment requirements to be determined Oct 21: Equipment ordered Dec 21: Equipment partially delivered Feb 22: Equipment delivered																				
Projected/Actual ETD		Bdgt Type	Jul21	Aug21	Sep21	Oct21	Nov21	Dec21	Jan22	Feb22	Mar22	Apr22	May22	Jun22	YTDApr	Bud/Save	Commit	Total	Avail	Av %
Projected Cash Flow		Capital	10 000	20 000	40 000	40 000	40 000	20 000	20 000	40 000	40 000	40 000	30 000	10 000	310 000	350 000				
Expenditure to date		Capital		26 500	114 913	62 073	132 540	5 530	-41 259	429	3 200				303 927			303 927	46 073	13.2%

Electricity Operations, Maintenance and Construction

Project: pj-17-0044 - Electricity: Saamstaan/De Hoop project - 395 plot housing development: Electrical Bulk supply, Infrastructure and connections

Location: Ilinge Lethu

Fin Source: CRR

6 500 000

Proj Start: **Proj End:**

Grp	No	Activity	Jul21	Aug21	Sep21	Oct21	Nov21	Dec21	Jan22	Feb22	Mar22	Apr22	May22	Jun22	Notes (Activity)					
1	1	Construction													On schedule					
S/Notes: Jul 21: Consulting engineer appointed and tenders invited Aug 21: Tender awarded Sep 21: Construction in process Oct 21: Construction in progress Dec 21: Construction in process Jan 22: Construction in process Feb 22: Construction in process																				
Projected/Actual ETD		Bdgt Type	Jul21	Aug21	Sep21	Oct21	Nov21	Dec21	Jan22	Feb22	Mar22	Apr22	May22	Jun22	YTD Apr	Bud/Save	Commit	Total	Avail	Av %
Projected Cash Flow		Capital	50 000	200 000	600 000	800 000	700 000	600 000	600 000	950 000	700 000	600 000	400 000	300 000	5 800 000	6 500 000				
Expenditure to date		Capital	24 029	17 600	356 735	1 736 544	1 362 395	511 785	24 237	312 611	340 447				4 686 383			4 686 383	1 813 617	27.9%

Project: pj-19-0021 - Electricity: Streetlights Riebeek Kasteel Low cost housing development- 435 erven - Electrification

Location: Riebeek Kasteel

Vote Nos: 9/117-334-308

Fin Source: CRR

156 661

Proj Start: Proj End:

Grp	No	Activity	Jul21	Aug21	Sep21	Oct21	Nov21	Dec21	Jan22	Feb22	Mar22	Apr22	May22	Jun22	Notes (Activity)				
1	1	Implementation													Eskom behind schedule				
S/Notes: Oct 21: Awaiting completion of electrification by Eskom. Streetlights by municipality. Feb 22: Awaiting completion of electrification by Eskom. Streetlights by municipality.																			
Projected/Actual ETD	Bdgt Type	Jul21	Aug21	Sep21	Oct21	Nov21	Dec21	Jan22	Feb22	Mar22	Apr22	May22	Jun22	YTD Apr	Bud/Save	Commit	Total	Avail	Av %
Projected Cash Flow	Capital					50 000			100 000					150 000	156 661				
Expenditure to date	Capital				4 576	3 527	6 741	60 649		51 846				127 337			127 337	29 324	18.7%

Project: pj-19-0022 - Electricity: Streetlights Kalbaskraal Low cost housing development- 109 erven - Electrification

Location: Kalbaskraal

Vote Nos: 9/117-335-303

Fin Source: CRR

50 000

Proj Start: Proj End:

Grp	No	Activity	Jul21	Aug21	Sep21	Oct21	Nov21	Dec21	Jan22	Feb22	Mar22	Apr22	May22	Jun22	Notes (Activity)				
1	1	Implementation													Completed				
S/Notes: Jul 21: Awaiting completion of electrification by Eskom. Streetlights by municipality. Aug 21: Streetlights completed																			
Projected/Actual ETD	Bdgt Type	Jul21	Aug21	Sep21	Oct21	Nov21	Dec21	Jan22	Feb22	Mar22	Apr22	May22	Jun22	YTD Apr	Bud/Save	Commit	Total	Avail	Av %
Projected Cash Flow	Capital								50 000					50 000	50 000				
Expenditure to date	Capital		1 245	510	14 335	873								16 964			16 964	33 036	66.1%

Project: pj-19-0023 - Electricity: Malmesbury Security Operational Centre

Location: Malmesbury

Vote Nos: 9/117-332-318

Fin Source: CRR

500 000

Proj Start: Proj End:

Grp	No	Activity	Jul21	Aug21	Sep21	Oct21	Nov21	Dec21	Jan22	Feb22	Mar22	Apr22	May22	Jun22	Notes (Activity)					
1	1	Implementation													On schedule					
S/Notes: Jul 2021: Planning in process for upgrading of radio network Aug 21: Tenders invited for digital radio repeater and radios Sep 21: Tenders adjudicated Oct 21: Tender awarded Dec 21: Awaiting delivery Jan 22: Equipment delivered. Feb 22: Yzerfontein repeater installed. Phased transition to digital network to be scheduled																				
Projected/Actual ETD		Bdgt Type	Jul21	Aug21	Sep21	Oct21	Nov21	Dec21	Jan22	Feb22	Mar22	Apr22	May22	Jun22	YTD Apr	Bud/Save	Commit	Total	Avail	Av %
Projected Cash Flow		Capital					200 000				300 000				500 000	500 000				
Expenditure to date		Capital							448 625		18 470				467 095			467 095	32 905	6.6%

Project: pj-19-0029 - Electricity: Minisubstations Swartland

Vote Nos: 9/117-378-22

Location: Darling

Fin Source: CRR

3 600 000

Proj Start: Proj End:

Grp	No	Activity	Jul21	Aug21	Sep21	Oct21	Nov21	Dec21	Jan22	Feb22	Mar22	Apr22	May22	Jun22	Notes (Activity)					
1	1	Implementation													On schedule					
S/Notes: Jul 21: Minisubstations ordered Sep 21: Manufacturing in process Oct 21: Manufacturing in process Dec 21: Manufacturing in process Jan 22: Minisubstations partially delivered Feb 22: Minisubstations partially delivered																				
Projected/Actual ETD		Bdgt Type	Jul21	Aug21	Sep21	Oct21	Nov21	Dec21	Jan22	Feb22	Mar22	Apr22	May22	Jun22	YTD Apr	Bud/Save	Commit	Total	Avail	Av %
Projected Cash Flow		Capital					3 000 000	100 000	100 000	100 000	100 000	100 000	100 000		3 500 000	3 600 000				
Expenditure to date		Capital			1 837	9 548	1 687 635	10 038	11 874	1 606 679	94 529				3 422 139			3 422 139	177 861	4.9%

Project: pj-19-0030 - Electricity: LV Upgrading Swartland

Vote Nos: 9/117-382-438

Location: Municipal area

Fin Source: CRR

1 600 000

Proj Start: Proj End:

Grp	No	Activity	Jul21	Aug21	Sep21	Oct21	Nov21	Dec21	Jan22	Feb22	Mar22	Apr22	May22	Jun22	Notes (Activity)					
1	1	Construction													On schedule					
S/Notes: Jul 21: Planning in process Oct 21: Construction in process Jan 22: Construction in process Feb 22: Construction in process																				
Projected/Actual ETD		Bdgt Type	Jul21	Aug21	Sep21	Oct21	Nov21	Dec21	Jan22	Feb22	Mar22	Apr22	May22	Jun22	YTD Apr	Bud/Save	Commit	Total	Avail	Av %
Projected Cash Flow		Capital	50 000	100 000	100 000	200 000	200 000	200 000	100 000	200 000	200 000	100 000	100 000	50 000	1 450 000	1 600 000				
Expenditure to date		Capital	204 625	228 870	259 805	593 890	58 574	118 656	42 309		65 408				1 572 135			1 572 135	27 865	1.7%

Project: pj-19-0031 - Electricity: Substation fencing

Vote Nos: 9/117-384-72

Location: Municipal area

Fin Source: CRR

200 000

Proj Start: Proj End:

Grp	No	Activity	Jul21	Aug21	Sep21	Oct21	Nov21	Dec21	Jan22	Feb22	Mar22	Apr22	May22	Jun22	Notes (Activity)					
1	1	Construction													On schedule					
S/Notes: Aug 21: Planning in process Sep 21: Orders placed Oct 21: Construction in process Jan 22: Construction in process Feb 22: Construction in process																				
Projected/Actual ETD		Bdgt Type	Jul21	Aug21	Sep21	Oct21	Nov21	Dec21	Jan22	Feb22	Mar22	Apr22	May22	Jun22	YTD Apr	Bud/Save	Commit	Total	Avail	Av %
Projected Cash Flow		Capital	10 000	10 000	20 000	20 000	20 000	20 000	20 000	20 000	20 000	20 000	20 000		180 000	200 000				
Expenditure to date		Capital		50 500	25 250	7 790				5 260	25 513				114 313			114 313	85 687	42.8%

Project: pj-19-0032 - Electricity: Malmesbury polebox replacement

Location: Malmesbury

Vote Nos: 9/117-380-16

Fin Source: CRR

150 100

Proj Start: **Proj End:**

Grp	No	Activity	Jul21	Aug21	Sep21	Oct21	Nov21	Dec21	Jan22	Feb22	Mar22	Apr22	May22	Jun22	Notes (Activity)					
1	1	Installation													On schedule					
S/Notes: Aug 21: Installation in process Oct 21: Installation in process Jan 22: Installation in process Feb 22: Installation in process																				
Projected/Actual ETD		Bdgt Type	Jul21	Aug21	Sep21	Oct21	Nov21	Dec21	Jan22	Feb22	Mar22	Apr22	May22	Jun22	YTD Apr	Bud/Save	Commit	Total	Avail	Av %
Projected Cash Flow		Capital		20 000	20 000	20 000	20 000	12 871	12 871	12 871	12 871	12 871	5 745		144 355	150 100				
Expenditure to date		Capital		4 589	4 504		4 227		2 197	32 870					48 386			48 386	101 714	67.8%

Project: pj-19-0034 - Electricity: Darling South streetlight network upgrade

Location: Darling

Vote Nos: 9/117-421-32

Fin Source: CRR

100 000

Proj Start: **Proj End:**

Grp	No	Activity	Jul21	Aug21	Sep21	Oct21	Nov21	Dec21	Jan22	Feb22	Mar22	Apr22	May22	Jun22	Notes (Activity)					
1	1	Construction													On schedule					
S/Notes: Aug 21: Planning in process Sep 21: Material ordered Oct 21: Construction to commence Jan 22: Construction in process Feb 22: Construction in process																				
Projected/Actual ETD		Bdgt Type	Jul21	Aug21	Sep21	Oct21	Nov21	Dec21	Jan22	Feb22	Mar22	Apr22	May22	Jun22	YTD Apr	Bud/Save	Commit	Total	Avail	Av %
Projected Cash Flow		Capital							25 000	25 000	25 000	25 000			100 000	100 000				
Expenditure to date		Capital		95 281						4 287					99 568			99 568	432	0.4%

Project: pj-19-0044 - Electricity: Connections: Electricity Meters (New/Replacements)

Location: Municipal area

Vote Nos: 9/117-442-37

Fin Source: CRR

799 900

Proj Start: **Proj End:**

Grp	No	Activity	Jul21	Aug21	Sep21	Oct21	Nov21	Dec21	Jan22	Feb22	Mar22	Apr22	May22	Jun22	Notes (Activity)					
1	1	Installation													On schedule					
S/Notes: Jul 21 - Jun 22: Meters installed upon application:																				
Projected/Actual ETD		Bdgt Type	Jul21	Aug21	Sep21	Oct21	Nov21	Dec21	Jan22	Feb22	Mar22	Apr22	May22	Jun22	YTDApr	Bud/Save	Commit	Total	Avail	Av %
Projected Cash Flow		Capital	6 320	20 000	30 000	30 000	105 000	37 129	95 241	95 241	95 241	95 241	95 241	95 246	609 413	799 900				
Expenditure to date		Capital	82 887	72 229	65 274	64 676	52 501	78 526	16 759	69 931	33 066				535 848			535 848	264 052	33.0%

Project: pj-20-0018 - Electricity: Malmesbury: Saamstaan/De Hoop area: Upgrading of bulk electricity supply: Phase 1

Location: Malmesbury West

Vote Nos: 9/117-568-504 [INEP]

Fin Source: INEP

8 355 000

Proj Start: **Proj End:**

Grp	No	Activity	Jul21	Aug21	Sep21	Oct21	Nov21	Dec21	Jan22	Feb22	Mar22	Apr22	May22	Jun22	Notes (Activity)					
1	1	Construction													On schedule					
S/Notes: Jul 21: Switchgear ordered Oct 21: Manufacture in process Jan 22: Manufacture in process Feb 22: Manufacture in process																				
Projected/Actual ETD		Bdgt Type	Jul21	Aug21	Sep21	Oct21	Nov21	Dec21	Jan22	Feb22	Mar22	Apr22	May22	Jun22	YTD Apr	Bud/Save	Commit	Total	Avail	Av %
Projected Cash Flow		Capital		200 000	500 000	500 000	500 000	1 000 000	500 000	500 000	4 000 000	500 000	155 000		8 200 000	8 355 000				
Expenditure to date		Capital		840		357 148					99 000				456 988			456 988	7 898 012	94.5%

Project: pj-20-0021 - Electricity: Replace obsolete airconditioners

Location: Municipal area

Vote Nos: 9/117-542-506

Fin Source: CRR

100 000

Proj Start: **Proj End:**

Grp	No	Activity	Jul21	Aug21	Sep21	Oct21	Nov21	Dec21	Jan22	Feb22	Mar22	Apr22	May22	Jun22	Notes (Activity)					
1	1	Implementation													Budget depleted					
S/Notes: Aug 21: Requirements prioritized Sep 21: Orders placed Oct 21: Installation to commence Dec 21: Installation in process Jan 22: Installation in process, budget depleted																				
Projected/Actual ETD		Bdgt Type	Jul21	Aug21	Sep21	Oct21	Nov21	Dec21	Jan22	Feb22	Mar22	Apr22	May22	Jun22	YTD Apr	Bud/Save	Commit	Total	Avail	Av %
Projected Cash Flow		Capital		10 000	10 000	15 000	15 000	15 000	15 000	10 000	10 000				100 000	100 000				
Expenditure to date		Capital				20 870	36 616								57 486			57 486	42 514	42.5%

Project: pj-21-0006 - Electricity: Replace oil metering units (Darling Finitex & Romery)

Location: Darling

Vote Nos: 9/117-399-21

Fin Source: CRR

300 000

Proj Start: **Proj End:**

Grp	No	Activity	Jul21	Aug21	Sep21	Oct21	Nov21	Dec21	Jan22	Feb22	Mar22	Apr22	May22	Jun22	Notes (Activity)					
1	1	Implementation													On schedule					
S/Notes: Jul 21: Planning in process Aug 21: Order placed Sep 21:Units Delivered Oct 21: Installation to commence Dec 21: Installation in process Jan 22: Installation in process Feb 22: Installation in process																				
Projected/Actual ETD		Bdgt Type	Jul21	Aug21	Sep21	Oct21	Nov21	Dec21	Jan22	Feb22	Mar22	Apr22	May22	Jun22	YTDApr	Bud/Save	Commit	Total	Avail	Av %
Projected Cash Flow		Capital					130 000	20 000			130 000	20 000			300 000	300 000				
Expenditure to date		Capital		118 750							43 556				162 306			162 306	137 694	45.9%

Project: pj-21-0007 - Electricity: Caravan Park Kiosk Replacement: Yzerfontein**Location:** Yzerfontein**Vote Nos:** 9/117-447-42**Fin Source:** CRR

100 000

Proj Start: **Proj End:**

Grp	No	Activity	Jul21	Aug21	Sep21	Oct21	Nov21	Dec21	Jan22	Feb22	Mar22	Apr22	May22	Jun22	Notes (Activity)					
1	1	Implementation													On schedule					
S/Notes: Jul 21: To commence Jan 22 Jan 22: Installation in process Feb 22: Installation in process																				
Projected/Actual ETD		Bdgt Type	Jul21	Aug21	Sep21	Oct21	Nov21	Dec21	Jan22	Feb22	Mar22	Apr22	May22	Jun22	YTDApr	Bud/Save	Commit	Total	Avail	Av %
Projected Cash Flow		Capital								25 000	25 000	25 000	25 000		75 000	100 000				

Project: pj-21-0009 - Electricity: Protection Relay Upgrade: Swartland**Location:** Municipal area**Vote Nos:** 9/117-453-53**Fin Source:** CRR

300 000

Proj Start: **Proj End:**

Grp	No	Activity	Jul21	Aug21	Sep21	Oct21	Nov21	Dec21	Jan22	Feb22	Mar22	Apr22	May22	Jun22	Notes (Activity)					
1	1	Implementation													On schedule					
S/Notes: Jul 21: Planning in process Aug 21: Order placed Sep 21: Awaiting delivery Oct 21: Equipment delivered Dec 21: Programming in process Jan 22: Programming in process Feb 22: Programming in process																				
Projected/Actual ETD		Bdgt Type	Jul21	Aug21	Sep21	Oct21	Nov21	Dec21	Jan22	Feb22	Mar22	Apr22	May22	Jun22	YTD Apr	Bud/Save	Commit	Total	Avail	Av %
Projected Cash Flow		Capital		30 000	30 000	30 000	30 000	30 000	30 000	30 000	30 000	30 000	30 000		270 000	300 000				
Expenditure to date		Capital					176 648								176 648			176 648	123 352	41.1%

Project: pj-21-0010 - Electricity: Jakaranda RMU - N7 feeder cable: Moorreesburg**Location:** Moorreesburg**Vote Nos:** 9/117-429-68**Fin Source:** CRR

243 339

Proj Start: **Proj End:**

Grp	No	Activity	Jul21	Aug21	Sep21	Oct21	Nov21	Dec21	Jan22	Feb22	Mar22	Apr22	May22	Jun22	Notes (Activity)					
1	1	Implementation													On schedule					
S/Notes: Jul 21: Planning in process Sep 21: Material ordered Oct 21: Awaiting material delivery Dec 21: Installation in process Jan 22: Installation in process Feb 22: Installation in process																				
Projected/Actual ETD		Bdgt Type	Jul21	Aug21	Sep21	Oct21	Nov21	Dec21	Jan22	Feb22	Mar22	Apr22	May22	Jun22	YTD Apr	Bud/Save	Commit	Total	Avail	Av %
Projected Cash Flow		Capital					220 000				30 000				250 000	243 339				
Expenditure to date		Capital			20 500	5 300	119 448		6 802		91 153				243 203			243 203	136	0.1%

Project: pj-21-0011 - Electricity: Park Close Mount Pleasant feeder cable: Darling

Vote Nos: 9/117-462-76

Location: Darling

Fin Source: CRR

350 000

Proj Start: **Proj End:**

Grp	No	Activity	Jul21	Aug21	Sep21	Oct21	Nov21	Dec21	Jan22	Feb22	Mar22	Apr22	May22	Jun22	Notes (Activity)					
1	1	Installation													On schedule					
S/Notes: Aug 21: Planning in process Sep 21: Material ordered Oct 21: Awaiting material delivery Nov 21: Awaiting delivery Dec 21: Awaiting delivery Jan 22: Awaiting delivery Feb 22: Installation in process																				
Projected/Actual ETD		Bdgt Type	Jul21	Aug21	Sep21	Oct21	Nov21	Dec21	Jan22	Feb22	Mar22	Apr22	May22	Jun22	YTD Apr	Bud/Save	Commit	Total	Avail	Av %
Projected Cash Flow		Capital				50 000	50 000	50 000	50 000	50 000	50 000	50 000			350 000	350 000				

Information, Communication and Technology

Project: pj-11-0104 - IT: Terminals

Location: Municipal area

Fin Source: CRR

40 000

Proj Start: **Proj End:**

Grp	No	Activity	Jul21	Aug21	Sep21	Oct21	Nov21	Dec21	Jan22	Feb22	Mar22	Apr22	May22	Jun22	Notes (Activity)					
1	1	Implementation													On schedule					
S/Notes: Jul 2021: Planning in process Sep 2021: Determine specifications Oct 2021: Waiting confirmation on stock availability Nov 2021: Waiting confirmation on stock availability Dec 2021: Waiting confirmation on stock availability Jan 2022: Waiting confirmation on stock availability Mar 2022: No stock availability																				
Projected/Actual ETD		Bdgt Type	Jul21	Aug21	Sep21	Oct21	Nov21	Dec21	Jan22	Feb22	Mar22	Apr22	May22	Jun22	YTDApr	Bud/Save	Commit	Total	Avail	Av %
Projected Cash Flow		Capital				40 000									40 000	40 000				

Project: pj-11-0105 - IT: Scanner replacements**Location:** Municipal area**Fin Source:** CRR**80 000****Proj Start:****Proj End:**

Grp	No	Activity	Jul21	Aug21	Sep21	Oct21	Nov21	Dec21	Jan22	Feb22	Mar22	Apr22	May22	Jun22	Notes (Activity)				
1	1	Implementation													Completed				
S/Notes: Jul 2021: Planning in process Sep 2021: Determine specifications Oct 2021: Order placed Nov 2021: Awaiting delivery Dec 2021: Awaiting delivery Jan 2022: Scanner delivered																			
Projected/Actual ETD	Bdgt Type	Jul21	Aug21	Sep21	Oct21	Nov21	Dec21	Jan22	Feb22	Mar22	Apr22	May22	Jun22	YTD Apr	Bud/Save	Commit	Total	Avail	Av %
Projected Cash Flow	Capital											80 000			80 000				
Expenditure to date	Capital								76 707					76 707			76 707	3 293	4.1%

Project: pj-11-0106 - IT: Equipment**Location:** Municipal area**Fin Source:** CRR**73 122****Proj Start:****Proj End:**

Grp	No	Activity	Jul21	Aug21	Sep21	Oct21	Nov21	Dec21	Jan22	Feb22	Mar22	Apr22	May22	Jun22	Notes (Activity)					
1	1	Implementation													On schedule					
S/Notes: Jul 2021: Equipment purchased as required Sep 2021: Equipment purchased as required Oct 2021: Equipment purchased as required Nov 2021: Equipment purchased as required Dec 2021: Equipment purchased as required Jan 2022: Equipment purchased as required Feb 2022: Equipment purchased as required																				
Projected/Actual ETD		Bdgt Type	Jul21	Aug21	Sep21	Oct21	Nov21	Dec21	Jan22	Feb22	Mar22	Apr22	May22	Jun22	YTD Apr	Bud/Save	Commit	Total	Avail	Av %
Projected Cash Flow		Capital	5 837	5 833	5 833	5 833	5 833	5 833	5 833	5 833	5 833	5 833	5 833	5 833	58 334	73 122				
Expenditure to date		Capital			955	7 650	14 824	14 012	931						38 372			38 372	34 750	47.5%

Project: pj-14-0028 - IT: Printers

Location: Municipal area

Fin Source: CRR

60 000

Proj Start:

Proj End:

Grp	No	Activity	Jul21	Aug21	Sep21	Oct21	Nov21	Dec21	Jan22	Feb22	Mar22	Apr22	May22	Jun22	Notes (Activity)					
1	1	Equipment - purchasing													On schedule					
S/Notes: Jul 2021: Planning in process Sep 2021: Planning in process Oct 2021: Equipment purchased as required Nov 2021: Equipment purchased as required Dec 2021: Equipment purchased as required Jan 2022: Equipment purchased as required Feb 2022: Equipment purchased as required																				
Projected/Actual ETD		Bdgt Type	Jul21	Aug21	Sep21	Oct21	Nov21	Dec21	Jan22	Feb22	Mar22	Apr22	May22	Jun22	YTDApr	Bud/Save	Commit	Total	Avail	Av %
Projected Cash Flow		Capital				30 000					30 000				60 000	60 000				
Expenditure to date		Capital			4 340						10 100				14 440			14 440	45 560	75.9%

Project: pj-14-0029 - IT: Desktops

Location: Municipal area

Fin Source: CRR

155 000

Proj Start:

Proj End:

Grp	No	Activity	Jul21	Aug21	Sep21	Oct21	Nov21	Dec21	Jan22	Feb22	Mar22	Apr22	May22	Jun22	Notes (Activity)					
1	1	Equipment - purchasing													On schedule					
S/Notes: Jul 21: Procurement to commence as from Sep Sep 21: Specifications in process Oct 21: Waiting confirmation on available stock and models Nov 2021: Informal tender published Dec 2021: Tender awarded, waiting delivery Jan 2022: Awaiting delivery Feb 2022: Awaiting delivery																				
Projected/Actual ETD		Bdgt Type	Jul21	Aug21	Sep21	Oct21	Nov21	Dec21	Jan22	Feb22	Mar22	Apr22	May22	Jun22	YTD Apr	Bud/Save	Commit	Total	Avail	Av %
Projected Cash Flow		Capital				85 000					70 000				155 000	155 000				
Expenditure to date		Capital		1 989		17 018	72 600			54 352					145 959			145 959	9 041	5.8%

Project: pj-14-0030 - IT: Notebooks

Location: Municipal area

Fin Source: CRR

854 000

Proj Start:

Proj End:

Grp	No	Activity	Jul21	Aug21	Sep21	Oct21	Nov21	Dec21	Jan22	Feb22	Mar22	Apr22	May22	Jun22	Notes (Activity)				
1	1	Equipment - purchasing													On schedule				
S/Notes: Jul 21: Procurement to commence as from Sep Sep 21: Specifications in process Oct 21: Waiting confirmation on available stock and models Nov 2021: Informal tender publihed Dec 2021: Tender awarded, waiting delivery Jan 2022: Notebooks delivered Feb 2022: Tender published for council notebooks																			
Projected/Actual ETD	Bdgt Type	Jul21	Aug21	Sep21	Oct21	Nov21	Dec21	Jan22	Feb22	Mar22	Apr22	May22	Jun22	YTDApr	Bud/Save	Commit	Total	Avail	Av %
Projected Cash Flow	Capital				127 000		250 000		91 000				386 000	468 000	854 000				
Expenditure to date	Capital			138 002				306 694						444 696			444 696	409 304	47.9%

Project: pj-21-0028 - IT: Communications and infrastructure equipment (Nedbank Building)

Location: Municipal area

Vote Nos: 9/118-503-346

Fin Source: CRR

450 000

Proj Start:

Proj End:

Grp	No	Activity	Jul21	Aug21	Sep21	Oct21	Nov21	Dec21	Jan22	Feb22	Mar22	Apr22	May22	Jun22	Notes (Activity)					
1	1	Implementation													On schedule					
S/Notes: Jul 2021: Planning in process Aug 2021: Busy with revised electrical plans Sep 2021: Awaiting conduit and trunking layout Oct 2021: Awaiting conduit and trunking layout Nov 2021: Formal tender published Dec 2021: Tender closed Jan 2022: Tender adjudication Feb 2022: Tender awarded, awaiting access to building																				
Projected/Actual ETD		Bdgt Type	Jul21	Aug21	Sep21	Oct21	Nov21	Dec21	Jan22	Feb22	Mar22	Apr22	May22	Jun22	YTD Apr	Bud/Save	Commit	Total	Avail	Av %
Projected Cash Flow		Capital		10 772	26 930	26 930	26 930	53 860	26 930	26 930	215 440	26 930	8 348		441 652	450 000				
Expenditure to date		Capital																	450 000	100.0%

Project: pj-21-0029 - IT: Communications and infrastructure equipment (Standard Bank Building)

Location: Municipal area

Vote Nos: 9/118-465-350

Fin Source: CRR

430 000

Proj Start: Proj End:

Grp	No	Activity	Jul21	Aug21	Sep21	Oct21	Nov21	Dec21	Jan22	Feb22	Mar22	Apr22	May22	Jun22	Notes (Activity)					
1	1	Implementation													On schedule					
S/Notes: Jul 2021: Planning in process Aug 2021: Busy with revised electrical plans Sep 21: Awaiting conduit and trunking layout Oct 2021: Awaiting conduit and trunking layout Nov 2021: Formal tender publshied Dec 2021: Tedner closed Jan 2022: Tender adjudication Feb 2022: Tender awarded, awaiting access to building																				
Projected/Actual ETD		Bdgt Type	Jul21	Aug21	Sep21	Oct21	Nov21	Dec21	Jan22	Feb22	Mar22	Apr22	May22	Jun22	YTDApr	Bud/Save	Commit	Total	Avail	Av %
Projected Cash Flow		Capital		10 293	25 733	25 733	25 733	51 466	25 733	25 733	205 865	25 733	7 978		422 022	430 000				
Expenditure to date		Capital																	430 000	100.0%

Financial Services

Financial Services General

Project: pj-09-0021af - Equipment Finance

Location: Municipal area

Fin Source: CRR 38 359

Proj Start: Proj End:

Grp	No	Activity	Jul21	Aug21	Sep21	Oct21	Nov21	Dec21	Jan22	Feb22	Mar22	Apr22	May22	Jun22	Notes (Activity)					
1	1	Equipment - purchasing																		
Projected/Actual ETD		Bdgt Type	Jul21	Aug21	Sep21	Oct21	Nov21	Dec21	Jan22	Feb22	Mar22	Apr22	May22	Jun22	YTD Apr	Bud/Save	Commit	Total	Avail	Av %
Projected Cash Flow		Capital		6 000	9 000	3 000	8 000	7 000	8 481						41 481	38 359				
Expenditure to date		Capital		5 005	3 461		5 518	18 621	-2 269	4 380	3 643				38 359			38 359		0.0%

Project: pj-21-0002 - Vehicles Finance: New Sedan Motor Vehicle

Location: Municipal area

Vote Nos: 9/119-423-763 Fin Source: CRR 242 133

Proj Start: Proj End:

Grp	No	Activity	Jul21	Aug21	Sep21	Oct21	Nov21	Dec21	Jan22	Feb22	Mar22	Apr22	May22	Jun22	Notes (Activity)					
1	1	Purchase																		
Projected/Actual ETD		Bdgt Type	Jul21	Aug21	Sep21	Oct21	Nov21	Dec21	Jan22	Feb22	Mar22	Apr22	May22	Jun22	YTD Apr	Bud/Save	Commit	Total	Avail	Av %
Projected Cash Flow		Capital				215 000	27 133								242 133	242 133				
Expenditure to date		Capital							242 133						242 133			242 133	1	0.0%

Legal and Credit Control

Project: pj-17-0050 - Finance: Meter reading handhelds

Location: Municipal area

Vote Nos: 9/119-151-753 Fin Source: CRR 40 880

Proj Start: Proj End:

Grp	No	Activity	Jul21	Aug21	Sep21	Oct21	Nov21	Dec21	Jan22	Feb22	Mar22	Apr22	May22	Jun22	Notes (Activity)					
1	1	Equipment - purchasing																		
Projected/Actual ETD		Bdgt Type	Jul21	Aug21	Sep21	Oct21	Nov21	Dec21	Jan22	Feb22	Mar22	Apr22	May22	Jun22	YTD Apr	Bud/Save	Commit	Total	Avail	Av %
Projected Cash Flow		Capital					40 880								40 880	40 880				
Expenditure to date		Capital					40 880								40 880			40 880		0%

Protection Services

Traffic and Law Enforcement

Project: pj-17-0061 - Vehicles Traffic: CK31936 Corolla

Location: Municipal area

Vote Nos: 9/126-101-763

Fin Source: CRR

381 099

Proj Start: Proj End:

Grp	No	Activity	Jul21	Aug21	Sep21	Oct21	Nov21	Dec21	Jan22	Feb22	Mar22	Apr22	May22	Jun22	Notes (Activity)					
1	1	Procurement process																		
1	2	Delivery and payment													Completed					
S/Notes: Jul 21: Tender awarded. In the 14 day appeal period. Aug 21: Tender awarded. Awaiting delivery. Oct 21: Vehicle delivered and equipped.																				
Projected/Actual ETD		Bdgt Type	Jul21	Aug21	Sep21	Oct21	Nov21	Dec21	Jan22	Feb22	Mar22	Apr22	May22	Jun22	YTDApr	Bud/Save	Commit	Total	Avail	Av %
Projected Cash Flow		Capital	13 599			367 500									381 099	381 099				
Expenditure to date		Capital				381 099									381 099			381 099	1	0.0%

Project: pj-18-0068 - Equipment K9 Unit

Location: Municipal area

Vote Nos: 9/126-353-146

Fin Source: DCS

56 000

Proj Start: Proj End:

Grp	No	Activity	Jul21	Aug21	Sep21	Oct21	Nov21	Dec21	Jan22	Feb22	Mar22	Apr22	May22	Jun22	Notes (Activity)					
1	1	Equipment - purchasing																		
Projected/Actual ETD		Bdgt Type	Jul21	Aug21	Sep21	Oct21	Nov21	Dec21	Jan22	Feb22	Mar22	Apr22	May22	Jun22	YTDApr	Bud/Save	Commit	Total	Avail	Av %
Projected Cash Flow		Capital					10 000				25 000		21 000		35 000	56 000				
Expenditure to date		Capital			2 103	19 640			15 790						37 533			37 533	18 467	33.0%

Project: pj-21-0037 - Branding and dog kennels for vehicles

Location: Municipal area

Vote Nos: 9/126-443-755

Fin Source: DCS

18 500

Proj Start: Proj End:

Grp	No	Activity	Jul21	Aug21	Sep21	Oct21	Nov21	Dec21	Jan22	Feb22	Mar22	Apr22	May22	Jun22	Notes (Activity)					
1	1	Implementation																		
Projected/Actual ETD		Bdgt Type	Jul21	Aug21	Sep21	Oct21	Nov21	Dec21	Jan22	Feb22	Mar22	Apr22	May22	Jun22	YTDApr	Bud/Save	Commit	Total	Avail	Av %
Projected Cash Flow		Capital									18 500				18 500	18 500				
Expenditure to date		Capital									12 000				12 000			12 000	6 500	35.1%

Project: pj-21-0039 - Equiping Donated Vehicles for K9 Unit

Vote Nos: 9/126-446-146

Location: Municipal area

Fin Source: DCS

48 000

Proj Start: Proj End:

Grp	No	Activity	Jul21	Aug21	Sep21	Oct21	Nov21	Dec21	Jan22	Feb22	Mar22	Apr22	May22	Jun22	Notes (Activity)					
1	1	Implementation																		
Projected/Actual ETD		Bdgt Type	Jul21	Aug21	Sep21	Oct21	Nov21	Dec21	Jan22	Feb22	Mar22	Apr22	May22	Jun22	YTD Apr	Bud/Save	Commit	Total	Avail	Av %
Projected Cash Flow		Capital										48 000			48 000	48 000				

Project: pj-21-0041 - Fire Arms: K9 Unit

Vote Nos: 9/126-495-273

Location: Municipal area

Fin Source: DCS

220 000

Proj Start: Proj End:

Grp	No	Activity	Jul21	Aug21	Sep21	Oct21	Nov21	Dec21	Jan22	Feb22	Mar22	Apr22	May22	Jun22	Notes (Activity)					
1	1	Implementation																		
Projected/Actual ETD		Bdgt Type	Jul21	Aug21	Sep21	Oct21	Nov21	Dec21	Jan22	Feb22	Mar22	Apr22	May22	Jun22	YTD Apr	Bud/Save	Commit	Total	Avail	Av %
Projected Cash Flow		Capital											220 000			220 000				
Expenditure to date		Capital																	220 000	100.0%

Fire and Emergency Services**Project: pj-10-0139 - Equipment Fire and Emergency Services**

Vote Nos: 9/125-27-749

Location: Municipal area

Fin Source: CRR

150 000

Proj Start: Proj End:

Grp	No	Activity	Jul21	Aug21	Sep21	Oct21	Nov21	Dec21	Jan22	Feb22	Mar22	Apr22	May22	Jun22	Notes (Activity)					
1	1	Equipment - purchasing																		
Projected/Actual ETD		Bdgt Type	Jul21	Aug21	Sep21	Oct21	Nov21	Dec21	Jan22	Feb22	Mar22	Apr22	May22	Jun22	YTD Apr	Bud/Save	Commit	Total	Avail	Av %
Projected Cash Flow		Capital			-1 350	-1 350	98 650	-1 350				41 900			136 500	150 000				
Expenditure to date		Capital							150 001						150 001			150 001	-1	0.0%

Project: pj-20-0025 - Vehicles Fire Services: CK32736 Nissan Hard Body - Replace with light pumper

Vote Nos: 9/125-487-488

Location: Municipal area

Fin Source: CRR

1 404 000

Proj Start: Proj End:

Grp	No	Activity	Jul21	Aug21	Sep21	Oct21	Nov21	Dec21	Jan22	Feb22	Mar22	Apr22	May22	Jun22	Notes (Activity)					
1	1	Procurement process																		
1	2	Fitment																		
1	3	Delivery and payment																		
Projected/Actual ETD		Bdgt Type	Jul21	Aug21	Sep21	Oct21	Nov21	Dec21	Jan22	Feb22	Mar22	Apr22	May22	Jun22	YTD Apr	Bud/Save	Commit	Total	Avail	Av %
Projected Cash Flow		Capital				800 000							604 000		800 000	1 404 000				
Expenditure to date		Capital				689 000			204 581		86 661				980 242			980 242	423 758	30.2%

Protection Services General

Project: pj-10-0138 - Equipment Protection

Vote Nos: 9/126-44-749

Proj Start: Proj End:

Location: Municipal area

Fin Source: CRR

35 401

Grp	No	Activity	Jul21	Aug21	Sep21	Oct21	Nov21	Dec21	Jan22	Feb22	Mar22	Apr22	May22	Jun22	Notes (Activity)				
1	1	Equipment - purchasing																	
Projected/Actual ETD	Bdgt Type	Jul21	Aug21	Sep21	Oct21	Nov21	Dec21	Jan22	Feb22	Mar22	Apr22	May22	Jun22	YTD Apr	Bud/Save	Commit	Total	Avail	Av %
Projected Cash Flow	Capital	-13 599		1 350	1 350	21 350	1 350	1 350	1 350	1 350	30 350	1 350	1 350	46 201	35 401				
Expenditure to date	Capital			816	-816	12 987	21 790	-12 597	1 035					23 215			23 215	12 186	34.4%



Verslag ♦ Ingxelo ♦ Report

Kantoor van die Direkteur: Korporatiewe Dienste
7 April 2022

7/1/2/2-1
WYK: n.v.t.

ITEM 7.1 VAN DIE AGENDA VAN 'N PORTEFEULJEKOMITEEVERGADERING (MUNISIPALE BESTUUR, ADMINISTRASIE EN FINANSIES) WAT GEHOU SAL WORD OP 13 APRIL 2022

ONDERWERP:	KORPORATIEWE DIENSTE: MAANDVERSLAG: FEBRUARIE 2022
SUBJECT:	CORPORATE SERVICES: MONTHLY REPORT: FEBRUARY 2022

Attached is the performance report of the Director: Corporate Services in terms of Council's Strategic Management System for February 2022.

For cognizance

(get) M S Terblanche

DIRECTOR: CORPORATE SERVICES

Mst/raadsitems, SM5/April 2022 /DK_monthly report February 2022

Performance Objective	Key Performance Indicator	Quarterly Target	Achieved	Rating	Reasons / Interventions / Notes
Terblanche, Madelaine - Director: Corporate Services					
Strategic Goal: 4 Caring, competent and responsive institutions, organisations and business					
Strategic Objective: Manage Corporate Services					
pd-09-0032: Capital expenditure in line with budget and time frames	1: % of capital budget spent [Type=Qtr 4 Only]	3: 0.0% Qtr 4 (Between 95% and 105%)	0.0%		
		Monthly Result	Notes	Evidence	
		J: 6.3%	Budget = R592,000, YTD Actual = R37,353 (Committed: R32,670)	Documents\2021-	
		F: 8.4%	Budget = R592,000, YTD Actual = R49,536 (Committed: R41,729)	Documents\2021-	
		M:			
pd-09-0033: Capital project implementation	1: Average % completion of capital projects [Type=Qtr 4 Only]	3: 0.0% 90% for the year	0.0% <<Prev Qtr>> 6.0% cumulative		
		Monthly Result	Notes	Evidence	
		J: 6.5%		Documents\2021-	
		F: 8%		Documents\2021-	
		M:			
pd-09-0034: Operating expenditure in line with budget and time frames	1: % of operating budget spent [Type=Qtr 4 Only]	3: 0.0% Qtr 4 (Between 90% and 100%)	0.0% 46.4% cumulative		
		Monthly Result	Notes	Evidence	
		J: 46.4%	Budget = R41 476 222, YTD Actual = R19 253 110 (46.4%)	Documents\2021-	
		F: 57.9%	Budget = R 38 285 610, YTD Actual = R 22 197 398 (57.9%)	Documents\2021-	
		M:			
pd-09-0035: Workforce training roll-out	1: % of planned training sessions according to the Workplace Skills Plan realised [Type=Avg All]	3: 100.0%	0.0%		
		Monthly Result	Notes	Evidence	
		J: 100%	B. Information Science (1), Amended Snr Certificate (Grade 12) (3) - planned training	Documents\2021-	
		F: 100%	B. Information Science (1), Amended Snr Certificate (Grade 12) (3) - planned training	Documents\2021-	
		M:			

Performance Objective	Key Performance Indicator	Quarterly Target	Achieved	Rating	Reasons / Interventions / Notes
pd-09-0036: Council decision implementation	1: % of due council decisions initiated [Type=Avg All]	3: 100.0%	0.0%		
		Monthly Result	Notes	Evidence	
		J: 100%	48/48 resolutions initiated/implemented	Documents\2021-	
		F: 100%	26/26 resolutions initiated/implemented	Documents\2021-	
		M:			
pd-09-0037: Performance and financial monitoring	2: Number of monthly performance assessments and reconciliation of departmental records of expenditure with finance records done [Type=Avg All]	3: 100.0% 3 per quarter	66.7% 2		
		Monthly Result	Notes	Evidence	
		J: 1	13 Jan	SMS System	
		F: 1	23 Feb	SMS System	
		M:			
pd-09-0040: Assignments from the municipal manager completed	1: Number of written warnings received from municipal manager [Type=Avg All]	3: 100.0% 0 maximum	0.0%		
		Monthly Result	Notes	Evidence	
		J: 0		N/a	
		F: 0		N/a	
		M:			
pd-09-0042: Equal employment opportunity management	1: % of employment opportunities applied for appropriate equity appointments [Type=Qtr 4 Only]	3: 0.0% 100% cumulative by end of June annually	0.0%		
		Monthly Result	Notes	Evidence	
		J: N/a	No employment equity opportunities	Documents\2021-	
		F: 0%	0/1 employees appointed in terms of the EE Plan - One Coloured Female appointed in the Semi-Skilled Level where Coloured Females are over represented. The vacancy of Library Assistant (Wesbank Library) was filled internally in terms of par 5.2.3.(b) of the Recruitment and Selection Policy.	Documents\2021-	
		M:			

Performance Objective	Key Performance Indicator	Quarterly Target	Achieved	Rating	Reasons / Interventions / Notes
pd-09-0043: Procurement in line with legal process	1: % compliance with SCM policy with the exception of approved deviations [Type=Avg All]	3: 100.0%	0.0%		
		Monthly Result	Notes		Evidence
		J: 100%	Total Requisitions= 35		Documents\2021-
		F: 100%	Total Requisitions= 50		Documents\2021-
		M: 100%	Total Requisitions= 47		Documents\2021-
pd-09-0044: Audit issues resolved	1: % internal audit queries for which an action plan was submitted within 10 working days [Type=Avg All]	3: 100.0%	0.0%		
		Monthly Result	Notes		Evidence
		J: 100%	Irregular Expenditure		Documents\2021-
		F: 100%	2nd Quarter Performance report		Documents\2021-
		M:			
	2: % internal actions implemented within agreed time frame [Type=Avg All]	3: 100.0%	0.0%		
		Monthly Result	Notes		Evidence
		J: 68%	8 of 25 Findings to be implemented		Documents\2021-
		F: 77%	6 of 26 findings to be implemented		Documents\2021-
		M:			
	3: % of Auditor General's queries (comafs) for which an action plan was submitted within 5 working days [Type=Qtr 2 & 3]	3: 100.0%	0.0%		
		Monthly Result	Notes		Evidence
		J: N/a			
		F: N/a			
		M:			
	4: % of Auditor General's findings implemented within agreed time frame [Type=Avg All]	3: 50.0%	0.0%		
		Monthly Result	Notes		Evidence
		J: 70%	Finding 9 - Investment Property Disposal		Documents\2021-
		F: 79 %	Finding 8 to be implemented		Documents\2021-
		M:			

Performance Objective	Key Performance Indicator	Quarterly Target	Achieved	Rating	Reasons / Interventions / Notes
pd-09-0045: Risk identification and control implementation	4: Chief Risk Officer / Internal Audit informed of any newly identified risks [Type=Avg All]	3: 100.0%	0.0%		
		Yes			
		Monthly Result	Notes		Evidence
	5: Chief Risk Officer / Internal Audit informed of any changes in work procedures [Type=Avg All]	J: N/a			
		F: N/a			
		M:			
	6: Chief Risk Officer / Internal Audit informed of any incidents where controls have failed (loss control register update) [Type=Avg All]	3: 100.0%	0.0%		
		Yes			
		Monthly Result	Notes		Evidence
pd-09-0047: Invocoms held	1: Number of invocoms held [Type=Avg All]	J: N/a			
		F: N/a			
		M:			
		3: 100.0%	66.7%		
		3 per quarter	2		
		Monthly Result	Notes		Evidence
		J: 1	January invocom held 2 February		Documents\2021-
		F: 1	Invocom held 24 February		Documents\2021-
		M:			
pd-10-0038: Average duration of vacancies reduced	1: Average duration of vacancies after decision was taken by management team to fill the post [Type=Avg All]	3: 100.0%	0.0%		
		3 months maximum			
		Monthly Result	Notes		Evidence
		J: 3 mths			Documents\2021-
		F: N/a	No vacancies		Documents\2021-
		M:			

Performance Objective	Key Performance Indicator	Quarterly Target	Achieved	Rating	Reasons / Interventions / Notes
pd-10-0039: Productive workforce	1: % of person days lost per month due to sick leave [Type=Avg All]	3: 100.0%	0.0%		
		4% pm maximum	3.8% pm average		
		Monthly Result	Notes		Evidence
		J: 3.2%	47/1491 person days lost due to sick leave		Documents\2021-
		F: 4.7%	68/1440 person days lost due to sick leave		Documents\2021-
pd-12-0012: EPWP monitoring	1: Number of Full Time Equivalents (FTE's) for the financial year [Type=Qtr 4 Only]	3: 0.0%	0.0%		
		8 (103 for the whole organisation)	4.98 cumulative		
		Monthly Result	Notes		Evidence
		J: 0.5			Documents\2021-
		F: 0.7			Documents\2021-
	2: Number of work opportunities created during the financial year [Type=Qtr 4 Only]	3: 0.0%	0.0%		
		23 (296 for the whole organisation)	9 cumulative		
		Monthly Result	Notes		Evidence
		J: 1			Documents\2021-
		F: 1			Documents\2021-
pd-14-0005: Asset safeguarding	4: All moveable assets that became unusable or that were lost or stolen reported immediately in the prescribed manner to the Head: Asset Management [Type=Avg All]	3: 100.0%	0.0%		
		Yes			
		Monthly Result	Notes		Evidence
		J: N/a			
		F: N/a			
		M:			

Performance Objective	Key Performance Indicator	Quarterly Target	Achieved	Rating	Reasons / Interventions / Notes
pd-14-0027: General KPI: People from employment equity target groups employed	1: % of people from employment equity target groups appointed for the month in terms of the Municipality's approved Employment Equity plan [Type=Avg All]	3: 100.0%	0.0%		
		Monthly Result	Notes		Evidence
		J: 100%	1/1 employees appointed in terms of the EE Plan		Documents\2021-
		F: 0%	0/1 employees appointed in terms of the EE Plan - 1 Coloured Female appointed in Semi-Skilled Level (Library Assistant - Corporate Services) where Coloured Females are over represented. The vacancy was filled internally in terms of par 5.2.3 (b) of the Recruitment and Selection Policy.		Documents\2021-
		M:			
pd-14-0028: General KPI: Budget spent on implementing the workplace skills plan	1: % of the municipality's training budget actually spent on implementing its workplace skills plan (cumulative) [Type=Qtr 4 Only]	3: 0.0% At least 90%	0.0% 19.0% cumulative		
		Monthly Result	Notes		Evidence
		J: 30%	R550 310/R1 820 006 (% of municipality's training budget actually spent on implementing its workplace skills plan).		Documents\2021-
		F: 40%	R725 228/R1 820 006 (% of municipality's training budget actually spent on implementing its workplace skills plan).		Documents\2021-
		M:			
pd-16-0009: Promote employment equity through continuous planning	1: Review of employment equity plan as a result of any major event or restructuring that occurred during the financial year [Type=Qtr 4 Only]	3: 0.0% Yes (by end of June)	0.0%		
		Monthly Result	Notes		Evidence
		J: N/a			
		F: N/a			
		M:			
pd-17-0007: Issuing of safety clothing	1: All safety clothing issued [Type=Qtr 3 Only]	3: 100.0% Yes (by end of March)	0.0%		
		Monthly Result	Notes		Evidence
		J: N/a			
		F: N/a			
		M:			

Performance Objective	Key Performance Indicator	Quarterly Target	Achieved	Rating	Reasons / Interventions / Notes
pd-17-0012: Spending of grants	1: % spending of grants [Type=Qtr 4 Only]	3: 0.0%	0.0%		
		100% by end of June	59.8% cumulative		
		Monthly Result	Notes		Evidence
		J: 59.8%	Library service grant (capital): Budget = R50 000, YTD = R17 977 (35.9%) Library service grant (operating): Budget = R10 394 000, YTD = R6 309 833 (60.7%) FMS grant: Budget = R250 000, YTD = R68 580 (27.4%) Total Budget = R10 694 000, YTD = R6 396 390 (59.8%)		Documents\2021-
pd-17-0083: Ensure that accurate revenue estimates are prepared in relation to operating requirements	1: Projected tariff increases determined for the budget of the new financial year [Type=Qtr 3 Only]	F: 64.9%	Library service grant (capital): Budget = R50 000, YTD = R29 116 (58.2%) Library service grant (operating): Budget = R11 351 000, YTD = R7 341 723 (64.7%) FMS grant: Budget = R250 000, YTD = R194 420 (77.8%) Total Budget = R11 651 000, YTD = R7 565 259 (64.9%)		Documents\2021-
		M:			
		3: 100.0%	0.0%		
		Yes (annually by February)			
		Monthly Result	Notes		Evidence
		J: N/a			
		F: Yes	Projected tariff increases w.e.f. 1 July 2023 submitted to budget office.		See evidence wit
		M:			



Verslag ♦ Ingxelo ♦ Report

Office of the Director Financial Services
07 April 2022

5/7/1/1MY
7/1/2/2-2
WYK: ALLE

**ITEM 9.1 VAN DIE AGENDA VAN 'N GESAMENTLIKE PORTEFEULJEKOMMITEE
VERGADERING WAT GEHOU SAL WORD OP 13 APRIL 2022**

ONDERWERP: MAANDVERSLAG – FEBRUARIE 2022: DIREKTEUR: FINANSIËLE DIENSTE

SUBJECT: MONTHLY REPORT – FEBRUARY 2022: DIRECTOR: FINANCIAL SERVICES

1. AGTERGROND / BACKGROUND

- 1.1. Investment Portfolio in terms of Articles 13 and 71 of the MFMA as at 28 February 2022.
- 1.2. Annuity Loans in terms of Articles 46 and 71 of the MFMA as at 28 February 2022.
- 1.3. Operational Performance Graph in terms of Articles 64, 65 and 71 of the MFMA as at 28 February 2022.
- 1.4. Capital budget in terms of Article 71 of the MFMA. See SDBIP as at 28 February 2022.
- 1.6. Debtor's reports in terms of Article 71 of the MFMA as at 28 February 2022.
 - 1.6.1 Mun 179 Debtors Report
 - 1.6.2 Mun 179 Summary
 - 1.6.3 Residential, Business and Government - Outstanding Debt
- 1.7. Summary of Indigent Households and Cost of Services as at 28 February 2022.
- 1.8. Equitable Share Plumbers report for the period 28 February 2022.
- 1.9. Performance targets: Financial services as at 28 February 2022.
- 1.10. Revenue and Expenditure in terms of Articles 64, 65 and 71 of the MFMA as at 28 February 2022.
- 1.11. Standby and Overtime as at 28 February 2022.
- 1.12. Employee related cost in terms of Article 66 of the MFMA as at 28 February 2022.
- 1.13. Grants and Subsidies for the period ending 28 February 2022.

2. **WETGEWING / LEGISLATION**

2.1 Local Government: Municipal Systems Act 32 of 2000

2.2 Local Government : Municipal Finance Management Act 56 of 2003

- Article 13 of the MFMA
- Article 46 of the MFMA
- Article 64 of the MFMA
- Article 65 of the MFMA
- Article 66 of the MFMA
- Article 71 of the MFMA

3. **KOPPELING AAN DIE GOP/ ALIGNMENT TO THE IDP**

The monthly report links with Chapter 7 of the IDP - Strategic Goal 4 (Caring, Competent and Responsive Institutions, Organisations and Business) and more specifically with the following Strategic Objectives:

- 4.7 (Sound long-term financial planning including making the right investment decisions)
- 4.8 (Sound financial management, budgeting and expenditure control)
- 4.9 (Broaden of tax/ revenue base)

4. **FINANSIËLE IMPLIKASIE / FINANCIAL IMPLICATION**

4.1 For the month of **February 2022** the Revenue was R60 082 364 (excluding National & Provincial Grants received but not yet recognised as revenue) and the Expenditure was R64 588 510, with an **accounting deficit** of R4 506 146, compared to the monthly budgeted deficit of R8 932 846.

Grants and Subsidies received for February 2022:

• Law Enforcement Reaction Unit	:	R 2 214 000
• Libraries - Conditional Grant	:	R 957 000
• Municipal Energy Resilience Grant	:	R 400 000

5. **AANBEVELING / RECOMMENDATION**

Voorgelê vir kennisname / Tabled for cognisance

(get) M A C Bolton

DIREKTEUR: FINANSIËLE DIENSTE

INVESTMENTS OF SWARTLAND MUNICIPALITY AS AT 28 FEBRUARY 2022

Movements for the month					Balance as at 28 February 2022	Interest earned		Interest earned	
Balance as at 1 February 2022	Investments matured	Investments made	Interest capitalised	Costs & Fees					
						Month	Yield	Year to date	Yield
R 550 000 000	R -	R 50 000 000	R -	R -	R 600 000 000	R -		R 1 434 921	

FINANCIAL INSTITUTIONS	DATE OF INVESTMENT	TERM	RENEWAL DATE	INTEREST RATE	INVESTMENT AMOUNT
NEDBANK	15/12/2021	6 Months	15/06/2022	5.20%	R 50 000 000
NEDBANK	01/07/2021	12 Months	29/06/2022	5.60%	R 250 000 000
STANDARD BANK	01/07/2021	12 Months	29/06/2022	5.56%	R 250 000 000
ABSA	01/02/2022	5 Months	29/06/2022	5.30%	R 50 000 000
					R 600 000 000

PREVIOUS YEAR'S		CURRENT YEAR	
Jul-20	R 582 000 000	Jul-21	R 560 000 000
Aug-20	R 582 000 000	Aug-21	R 560 000 000
Sep-20	R 582 000 000	Sep-21	R 560 000 000
Oct-20	R 582 000 000	Oct-21	R 560 000 000
Nov-20	R 570 000 000	Nov-21	R 560 000 000
Dec-20	R 570 000 000	Dec-21	R 550 000 000
Jan-21	R 550 000 000	Jan-22	R 550 000 000
Feb-21	R 580 000 000	Feb-22	R 600 000 000
Mar-21	R 580 000 000	Mar-22	
Apr-21	R 580 000 000	Apr-22	
May-21	R 580 000 000	May-22	
Jun-21	R -	Jun-22	

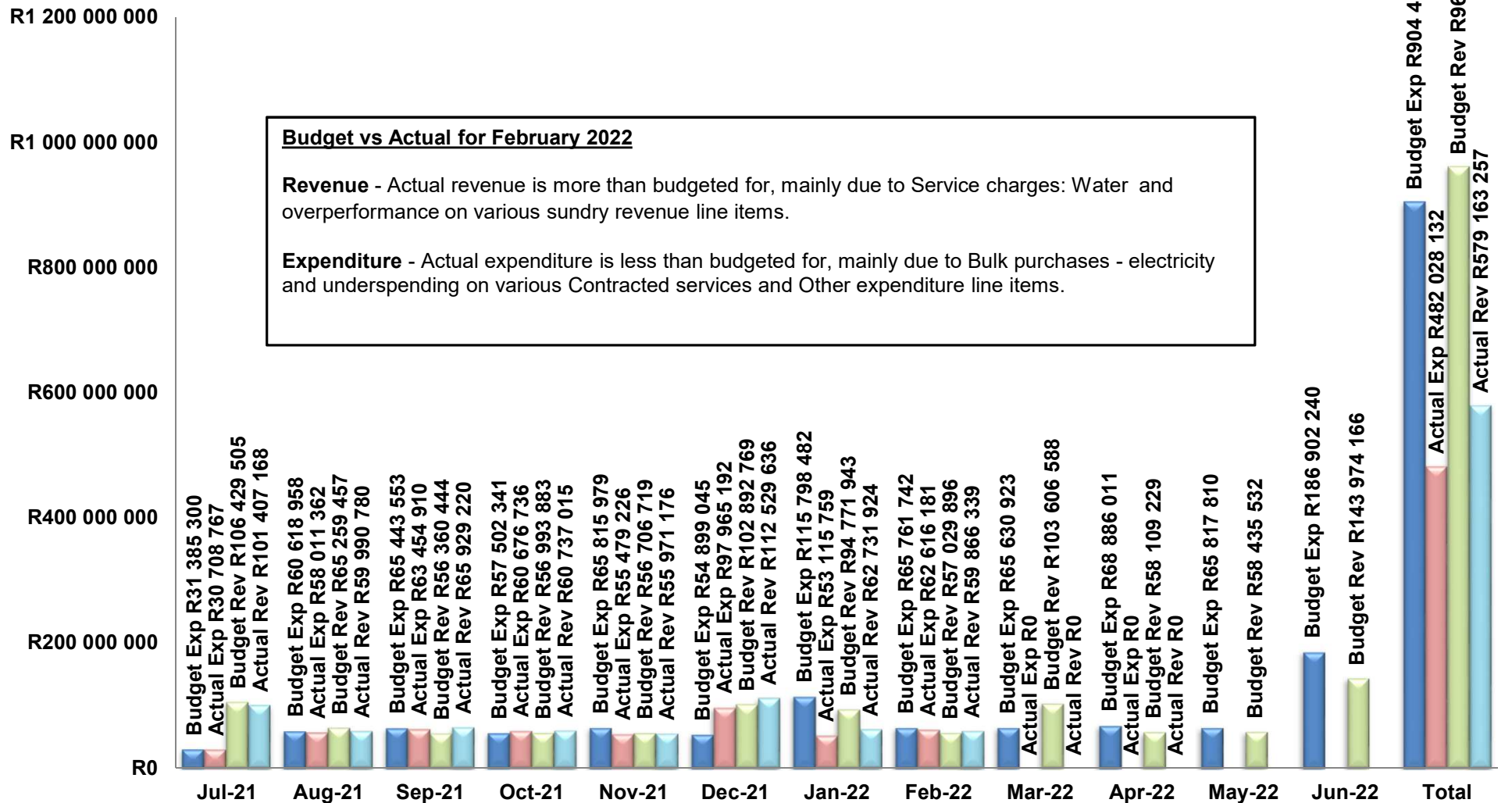
*Jun 2021 - Investments are taken up in Current Account

Annuity Loans for Acquisition of Assets - 28 February 2022

Current Annuity Loans	Interest rate	Loan Term			Rate: Fixed/ Variable	Payments per year			
			Loan Year	Redeemable					
							Balance as at 2022/02/28	Loans Raised	Weighted Average Cost of Capital
Financing Institution Annuity Loans									
Development Bank	(C) 9.670%	15	2008	2023/12/29	F	2	R 536 417	(A) R 2 262 000	0.13%
Development Bank	9.575%	20	2008	2028/12/29	F	2	R 25 075 243	R 43 113 100	2.54%
Development Bank	10.665%	20	2011	2031/12/31	F	2	R 51 738 956	R 70 000 000	4.60%
Sanlam	10.960%	20	2011	2031/06/30	F	2	R 25 301 159	R 35 000 000	2.36%
WCDM: Development Bank	8.605%	10		2022/12/31	F	2	R 1 200 000	R 12 000 000	0.64%
							(B)		
Totaal							R 103 851 776	R 162 375 100	10.27%

Interest on External Loans are paid bi-annually (by December - R 5 675 866 and June R 5 378 950) = R11 054 816

OPERATING EXPENDITURE & REVENUE 2021/2022 EXCL. OPERATING GRANTS & SUBSIDIES, SALE OF LAND AND BULK DEVELOPMENT LEVIES ARE EXCLUDED AS IT WAS NOT PART OF THE BUDGET OTHER THAN THE EQ SHARE GRANT RECEIPTS



SERVICE DELIVERY AND BUDGET IMPLEMENTATION PLAN		FEBRUARY			Original Budget	Adjustment Budget	YTD Planned	YTD Actual	YTD %
		Planned	Actual	%					
2021/22									
CIVIL SERVICES	Expenditure	19 012 794	23 746 285	125%	278 331 069	298 855 420	162 460 922	164 780 583	101%
	Revenue	14 086 544	16 116 765	114%	248 096 171	256 859 169	174 720 552	173 850 414	100%
	Capital	15 136 921	6 709 996	44%	118 468 909	121 743 630	85 753 957	69 008 997	80%
CORPORATE SERVICES	Expenditure	2 775 573	2 944 288	106%	41 476 222	38 285 610	23 996 079	22 197 398	93%
	Revenue	47 475	41 905	88%	11 505 510	12 462 510	6 189 773	6 124 720	99%
	Capital	10 000	11 139	111%	872 000	592 000	550 000	48 492	9%
COUNCIL SERVICES	Expenditure	1 164 874	1 020 270	88%	18 219 890	18 452 846	11 966 337	11 620 826	97%
	Revenue	24 244	8 059	33%	294 700	294 700	193 952	116 704	60%
	Capital	2 000	-	0%	10 000	10 000	8 000	-	0%
ELECTRICITY SERVICES	Expenditure	28 484 006	26 620 047	93%	364 266 357	379 285 136	222 680 818	212 020 529	95%
	Revenue	29 271 848	30 254 950	103%	383 737 925	384 779 588	257 601 294	252 862 419	98%
	Capital	2 360 730	2 075 904	88%	25 358 320	25 894 000	16 015 040	12 247 391	76%
FINANCIAL SERVICES	Expenditure	3 075 259	2 566 401	83%	59 521 399	53 946 074	26 181 553	26 668 987	102%
	Revenue	12 304 309	12 050 568	98%	227 643 399	244 764 541	142 773 734	139 201 214	97%
	Capital	(3 122)	4 380	-140%	381 000	324 494	321 372	317 728	99%
DEVELOPMENT SERVICES	Expenditure	6 120 283	2 382 815	39%	53 056 846	53 533 515	27 137 819	23 576 594	87%
	Revenue	388 057	761 838	196%	47 074 324	44 872 958	5 123 985	11 535 192	225%
	Capital	1 001 365	863 397	86%	19 337 500	15 153 324	5 455 118	4 403 760	81%
MUNICIPAL MANAGER	Expenditure	571 698	510 907	89%	8 167 593	7 997 218	4 694 437	4 277 565	91%
	Revenue	-	-	#DIV/0!	-	-	-	-	0%
	Capital	2 000	-	0%	10 000	10 000	8 000	-	0%
PROTECTION SERVICES	Expenditure	4 758 255	4 797 498	101%	75 013 290	86 985 356	38 308 435	37 374 341	98%
	Revenue	907 419	848 279	93%	36 609 100	49 214 463	9 841 326	10 289 721	105%
	Capital	1 350	1 035	77%	1 998 000	2 313 000	1 300 200	1 485 428	114%
TOTAL	Expenditure	65 962 742	64 588 510	98%	898 052 665	937 341 176	517 426 400	502 516 822	97%
	Revenue	57 029 896	60 082 364	105%	954 961 129	993 247 929	596 444 616	593 980 384	100%
	Capital	18 511 244	9 665 850	52%	166 435 729	166 040 448	109 411 687	87 511 797	80%

Mun 179.p - DEBTORS REPORT FOR THE MONTH FEBRUARY 2022

1	2	3	4	5	6	7	8	9	10	11
AREA	01 FEBRUARY 2022	LESS FUTURE	BALANCE-FWD AGE ANALYSIS	DEBITS 31 JANUARY 2022	RECEIPTS 01 FEBRUARY 2022 TILL 28 FEBRUARY 2022	ADJUSTMENTS	SYSTEM ADJUSTMENTS	DEBITS 28 FEBRUARY 2022	END BALANCE 31 FEBRUARY 2022	PERCENTAGE INCREASE/ DECREASE PER TOWN
MALMESBURY 1	46 166 338	18 380 240	27 786 099	26 533 760	-26 998 546	93 082	-	26 588 733	27 469 368	8%
WESBANK 2	10 077 421	2 800 835	7 276 586	5 776 823	-5 269 986	-42 302	-	5 573 869	7 538 166	0%
KALBASKRAAL 3	2 544 263	536 666	2 007 597	328 910	-185 998	7 655	-	282 091	2 111 346	28%
ABBOTSDALE 4	4 651 545	626 258	4 025 287	491 971	-380 781	-36 219	-	599 130	4 207 416	21%
RIEBEEK KASTEEL 5	7 815 197	3 361 248	4 453 949	1 448 645	-1 257 373	218 349	-	1 555 152	4 970 077	26%
RIEBEEK WES 6	5 326 130	1 960 678	3 365 452	920 009	-790 157	34 039	-	1 123 866	3 733 200	25%
CHATSWORTH 7	5 436 411	898 579	4 537 832	355 131	-326 900	-147 895	-	792 505	4 855 542	26%
RIVERLANDS 8	2 209 545	130 289	2 079 256	141 682	-48 471	10 328	-	504 792	2 545 905	34%
ILINGE LETHU 9	1 274 408	140 131	1 134 277	1 012 571	-855 101	918	-	919 182	1 199 277	26%
PHOLA PARK 10	554 629	76 951	477 678	506 141	-438 122	139	-	502 796	542 491	54%
PPC RIEBEEK WES 16	696 807	308 560	388 247	270 303	-277 072	8 673	-	245 310	365 158	-48%
DARLING 20	11 727 803	3 683 538	8 044 264	6 577 430	-6 481 325	92 264	-	6 586 980	8 242 183	-1%
MOORREESBURG 30	15 050 842	4 871 373	10 179 469	8 551 455	-8 406 751	-141 261	-	8 815 891	10 447 348	-2%
YZERFONTEIN 40	20 516 143	13 452 711	7 063 431	6 635 850	-6 387 455	23 291	-	5 863 461	6 562 728	-2%
GROTTOBAAI 41	1 872 885	1 512 807	360 077	339 074	-299 394	17 360	-	337 411	415 454	24%
JAKKALSFONTEIN 42	1 705 400	1 085 226	620 174	219 899	-222 240	138	-	220 025	618 097	8%
KORINGBERG 50	1 184 830	417 540	767 290	243 246	-177 886	21 130	-	499 356	1 109 890	44%
Plase Deel 1 71	3 053 082	2 097 687	955 394	424 396	-402 127	-	-	437 174	990 442	-3%
Plase Deel 2 72	2 102 086	1 204 233	897 854	253 530	-228 502	-725	-	254 181	922 807	9%
Plase Deel 3 73	1 769 668	984 848	784 820	221 432	-192 768	-	-	230 508	822 560	25%
Plase Deel 4 74	3 311 478	1 556 854	1 754 624	342 068	-307 156	-	-	346 279	1 793 748	12%
Plase Deel 5 75	1 971 345	827 801	1 143 545	217 793	-311 280	-483	-	446 402	1 278 183	23%
Plase Deel 7 77	2 484 164	1 250 011	1 234 153	265 814	-224 127	-10	-	270 027	1 280 042	9%
Plase Deel 8 78	2 769 398	1 636 440	1 132 958	384 844	-355 526	-3 404	-	685 041	1 459 069	30%
SUNDRY ACC 90	739 315	-	739 315	318 050	-553 945	188 347	-	368 622	742 339	-6%
TOTAL	157 011 133	63 801 503	93 209 629	62 780 825	-61 378 989	343 413	-	64 048 782	96 222 835	10%
			+		+	+	+	+	=	

Mun 179.p - DEBTORS REPORT FOR THE MONTH FEBRUARY 2022					
AREA	CURRENT	30 DAYS	60 DAYS	90 DAYS	120 DAYS
MALMESBURY 1	-24 074 139.3	-2 703 453.9	-110 504.1	-24 192.0	-14 165.9
WESBANK 2	-3 847 123.8	-1 253 408.7	-76 575.8	-36 089.4	-25 889.3
KALBASKRAAL 3	-89 397.8	-41 410.9	-14 675.8	-4 504.0	-2 764.1
ABBOTSDALE 4	-201 780.3	-75 980.1	-16 456.7	-7 096.7	-6 135.9
RIEBEEK KASTEEL 5	-936 886.1	-168 554.2	-40 529.8	-21 450.2	-19 345.9
RIEBEEK WES 6	-549 965.4	-157 748.7	-22 686.5	-12 801.8	-4 132.3
CHATSWORTH 7	-139 588.2	-76 015.6	-47 588.0	-15 453.8	-10 602.4
RIVERLANDS 8	-22 414.7	-11 072.7	-2 948.8	-2 605.6	-1 433.3
ILINGE LETHU 9	-717 874.3	-107 831.1	-17 573.5	-7 296.3	-3 248.3
PHOLA PARK 10	-384 691.4	-31 975.5	-6 282.6	-8 071.1	-3 079.6
PPC RIEBEEK WES 16	-186 777.7	-48 680.0	-21 016.0	-285.4	-6 252.3
DARLING 20	-5 430 057.1	-903 856.8	-44 413.6	-15 539.6	-5 933.1
MOORREESBURG 30	-6 914 261.8	-1 288 152.0	-82 990.1	-28 773.9	-16 236.9
YZERFONTEIN 40	-5 655 005.5	-658 262.9	-31 349.2	-9 071.6	-10 935.8
GROTTObAAI 41	-245 279.0	-40 590.9	-4 415.3	-2 044.9	-1 897.9
JAKKALSFONTEIN 42	-179 472.4	-26 698.4	-5 335.2	-678.6	-678.6
KORINGBERG 50	-124 845.6	-24 723.2	-6 277.6	-2 404.3	-2 343.9
Plase Deel 1 71	-328 509.4	-47 389.2	-18 760.6	-302.6	-11 135.5
Plase Deel 2 72	-187 299.2	-19 631.7	-6 190.8	-2 478.5	-2 318.4
Plase Deel 3 73	-129 212.2	-27 143.9	-2 309.6	-5 729.6	-5 608.9
Plase Deel 4 74	-226 049.5	-53 535.3	-18 130.9	-3 312.2	-3 119.0
Plase Deel 5 75	-214 362.0	-44 828.8	-13 325.8	-23.8	-
Plase Deel 6 76	-	-	-	-	-
Plase Deel 7 77	-148 800.0	-27 710.7	-9 776.4	-6 157.7	-2 117.9
Plase Deel 8 78	-294 872.4	-49 118.3	-4 944.9	-3 115.2	-101.4
SUNDRY ACC 90	-495 764.1	-57 072.0	-2 731.7	-150.6	-
TOTAL	-51 724 428.8	-7 944 845.6	-627 789.1	-219 629.4	-159 476.7

Mun 179.p - DEBTORS REPORT FOR THE MONTH FEBRUARY 2022

AREA	150 DAYS	180 DAYS	210 DAYS	240 DAYS	270 DAYS	INTEREST	TOTAL
MALMESBURY (1)	-12 888	-11 038	-3 602	-2 751	-57 920	16 107	-26 998 546
WESBANK (2)	-13 667	-7 437	-5 678	-2 117	-36 735	34 735	-5 269 986
KALBASKRAAL (3)	-1 071	-1 478	-3 566	-305	-23 548	-3 278	-185 998
ABBOTSDALE (4)	-7 246	-6 723	-2 690	-2 085	-54 343	-244	-380 781
RIEBEEK KASTEEL (5)	-19 800	-13 499	-6 935	-6 466	-42 773	18 867	-1 257 373
RIEBEEK WES (6)	-2 993	-4 528	-2 197	-6 514	-25 566	-1 025	-790 157
CHATSWORTH (7)	-12 503	-7 485	-4 591	-4 266	-19 925	11 118	-326 900
RIVERLANDS (8)	-1 616	-1 066	-1 291	-947	-2 915	-160	-48 471
ILINGE LETHU (9)	-4 400	-1 916	-817	-531	-4 003	10 391	-855 101
PHOLA PARK (10)	-945	-1 229	-211	-745	-452	-439	-438 122
PPC RIEBEEK WES (16)	-2 752	-10 254	-	-	-	-1 055	-277 072
DARLING (20)	-7 228	-44 081	-3 711	-6 890	-79 837	60 222	-6 481 325
MOORREESBURG (30)	-10 112	-10 731	-3 726	-3 462	-46 464	-1 841	-8 406 751
YZERFONTEIN (40)	-6 081	-2 057	-1 377	-1 108	-13 104	897	-6 387 455
GROTTOBAAI (41)	-1 150	-1 101	-1 060	-1 060	-3 477	2 681	-299 394
JAKKALSFONTEIN (42)	-4	-	-	-	-6 150	-3 222	-222 240
KORINGBERG (50)	-2 653	-2 125	-1 238	-1 079	-12 803	2 606	-177 886
Plase Deel 1 (71)	-336	-277	-7	-13	-1 271	5 875	-402 127
Plase Deel 2 (72)	-2 308	-	-	-	-7 690	-585	-228 502
Plase Deel 3 (73)	-5 432	-9 681	-	-	-7 165	-487	-192 768
Plase Deel 4 (74)	-1 902	-784	-	-	-	-322	-307 156
Plase Deel 5 (75)	-	-44	-	-	-34 724	-3 972	-311 280
Plase Deel 6 (76)	-	-	-	-	-	-	-
Plase Deel 7 (77)	-3 310	-2 114	-	-	-22 100	-2 041	-224 127
Plase Deel 8 (78)	-	-	-	-	-2 964	-409	-355 526
SUNDRY ACC (90)	-	-	-	-	-	1 773	-553 945
TOTAL	-120 398	-139 649	-42 697	-40 338	-505 929	146 192	-61 378 989
						-61 378 989	

SUMMARY OF Mun 179

MONTH	OPENING BALANCE	LESS FUTURE	BALANCE-FWD AGE ANALYSIS	DEBITS PREVIOUS MONTH	RECEIPTS FROM THE 1st OF EACH MONTH - TILL MONTH END	ADJUSTMENTS	SYSTEM ADJUSTMENTS	CURRENT MONTHS DEBITS	END BALANCE	% INCREASE / DECREASE
Feb-21	152 867 421	61 762 933	91 104 488	60 324 782	-54 917 840	-407 430	-	57 817 679	93 596 897	3.04%
Mar-21	143 387 693	48 255 541	95 132 152	57 410 250	-58 704 524	-1 683 914	-	56 759 125	91 502 839	-2.24%
Apr-21	127 576 025	36 099 814	91 476 211	55 075 211	-55 505 349	-142 828	-	56 767 156	92 595 191	1.19%
May-21	116 652 413	24 057 129	92 595 285	56 624 328	-55 515 598	-416 639	-	54 845 776	91 508 823	-1.17%
Jun-21	91 888 267	12 069 636	79 818 631	54 429 136	-54 507 025	-18 638	-	53 922 044	79 215 011	-13.43%
Jul-21	75 965 824	-	75 965 824	53 903 406	-55 167 060	-145 850	-	61 012 758	81 665 672	3.09%
Aug-21	225 865 443	144 199 771	81 665 672	60 866 909	-59 213 032	677 738	-	63 147 864	86 278 243	5.65%
Sep-21	201 130 231	114 540 458	86 589 773	63 577 796	-58 269 932	-1 058 046	-	65 970 877	93 232 672	8.06%
Oct-21	201 130 231	114 540 458	86 589 773	63 577 796	-58 269 932	-1 058 046	-	65 970 877	93 232 672	0.00%
Nov-21	194 762 631	101 530 680	93 231 951	64 912 831	-68 020 869	-183 413	-	59 408 539	84 436 208	-9.43%
Dec-21	173 079 355	88 645 171	84 434 185	59 225 126	-57 912 251	-31 707	-	61 235 525	87 725 752	3.90%
Jan-22	164 328 254	76 606 546	87 721 709	61 203 819	-58 439 979	1 147 079	-	62 780 825	93 209 633	6.25%
Feb-22	157 011 133	63 801 503	93 209 629	62 780 825	-61 378 989	343 413	-	64 048 782	96 222 835	3.23%

OUTSTANDING DEBTORS (FUTURE EXCLUDED) MONTH END RESIDENTIAL - BUSINESS - GOVERNMENT STAFF - COUNCILLORS FEBRUARY 2022									2021/2022 OUTSTANDING DEBTORS AS % OF TOTAL BUDGETED SERVICE CHARGES	2020/2021 OUTSTANDING DEBTORS AS % OF TOTAL BUDGETED SERVICE CHARGES	2019/2020 OUTSTANDING DEBTORS AS % OF TOTAL BUDGETED SERVICE CHARGES
Months	Deviation same month of corresponding months of the previous year. (-) is a positive number	Total Debt	Residential	Business	Government	Staff	Councillors	Comments	R 658 069 842	R 573 330 277	R 540 939 135
Sep-21	R -2 746 223	R 32 068 106	R 28 381 790	R 2 614 261	R 1 070 753	R 1 302	R -	EFT payments day after month end received amounted to R1 498,431.70 (OTM account) and R0.00 (Sundries account) The businesses outstanding amounted to R2 614,260.67 . Staff outstanding in the amount of R1302.48 . Three(3) Staff members have outstanding accounts - One(1) staff members has Eskom electricity, One (1) staff member has Prepaid and Ons(1) staff member has no eletricity- Sundries account. The Government outstanding amounted to R1 070,752.57 as a result of annual rates. The amount of R483 436.10 is added to the outstanding debtors because of property rates that changed on request from monthly to annually whose future has been cancelled.	4.87%	6.07%	3.50%
Oct-21	R -1 409 698	R 36 922 486	R 28 858 284	R 6 559 003	R 1 505 077	R 122	R -	EFT payments day after month end received amounted to R1 351,061.93 (OTM account) and R0.00 (Sundries account) The businesses outstanding amounted to R6 559,003.32 . Staff outstanding in the amount of R121.78 . One(1) Staff member has an outstanding account - Pre Paid. The Government outstanding amounted to R1 505,076.74 as a result of annual rates. The amount of R225 231.75 is added to the outstanding debtors because of property rates that changed on request from monthly to annually whose future has been cancelled.	5.61%	6.69%	3.82%
Nov-21	R -7 937 090	R 31 989 643	R 29 460 275	R 963 071	R 1 561 520	R 4 777	R -	EFT payments day after month end received amounted to R1 093,464.63 (OTM account) and R0.00 (Sundries account) The businesses outstanding amounted to R963,070.71 . Staff outstanding in the amount of R4777.10 . Four(4) Staff members have outstanding accounts (2 X Staff members have Pre-paid electricity, 1 Staff member has conventional electricity and 1 x Staff members account are availability fees.). The Government outstanding amounted to R1 561,519.92 as a result of annual rates. The amount of R65 658.32 is added to the outstanding debtors because of property rates that changed on request from monthly to annually whose future has been cancelled.	4.86%	6.96%	3.71%
Dec-21	R -1 871 413	R 34 258 913	R 29 610 732	R 2 941 128	R 1 705 977	R 1 075	R -	EFT payments day after month end received amounted to R1 553,427.94 (OTM account) and R0.00 (Sundries account) The businesses outstanding amounted to R2 941,128.48 . Staff outstanding in the amount of R1075.16 . Three (3) Staff members have outstanding accounts (3 X Pre-paid electricity). The Government outstanding amounted to R1 705,977.32 as a result of annual rates. The amount of R28 072.45 is added to the outstanding debtors because of property rates that changed on request from monthly to annually whose future has been cancelled.	5.21%	6.30%	3.77%
Jan-22	R -3 109 527	R 37 014 702	R 31 628 156	R 3 560 820	R 1 823 367	R 2 359	R -	EFT payments day after month end received amounted to R2 124,814.50 (OTM account) and R0.00 (Sundries account) The businesses outstanding amounted to R3 560,819.50 . Staff outstanding in the amount of R2359.30 . Three (3) Staff members have outstanding accounts (2 X Pre-paid electricity and 1X Conventional Electricity). The Government outstanding amounted to R1 823,367.35 as a result of annual rates. The amount of R2463,12 is added to the outstanding debtors because of property rates that changed on request from monthly to annually whose future has been cancelled.	5.62%	7.00%	4.09%
Feb-22	R -10 310 073	R 34 074 037	R 29 352 739	R 2 816 184	R 1 904 994	R 120	R -	EFT payments day after month end received amounted to R2 618,166.33 (OTM account) and R0.00 (Sundries account) The businesses outstanding amounted to R2 816,183.85 . Staff outstanding in the amount of R120,18 . One (1) Staff member has an outstanding account (Pre-paid electricity) The Government outstanding amounted to R1 904,993.75 as a result of annual rates. The amount of R45 611,00 is added to the outstanding debtors because of property rates that changed on request from monthly to annually whose future has been cancelled.	5.18%	7.74%	4.38%

SUMMARY OF EQUITABLE SHARE BUDGET - FEBRUARY 2022

AREA	PRE-PAID ELEC	CONVENTIONAL	REFUSE	WATER	SEWERAGE	PROPERTY RATES	TOTAL
SWARTLAND AREA	R 1.1536	R 249.47	R 139.28	R 8.94	R 248.18	R 0.5361	
ESKOM AREA	R 1.3990	R 1.2583		R 67.14		R 105 000	
	50			6 KILOLITERS			
TOTAL VALUE OF SUBSIDY		R 312.39	R 139.28	R 120.78	R 248.18	R 46.91	R 867.54
TOTAL VALUE OF SUBSIDY (ESKOM)	R 69.95		R 139.28	R 120.78	R 248.18	R 46.91	R 625.10
MALMESBURY	R 2 076	R 8 435	R 8 218	R 5 314	R 11 664	R 516	R 36 223
WESBANK + WOONSTELLE	R 74 637	R 98 403	R 206 970	R 178 151	R 364 576	R 56 056	R 978 792
ILINGE LETHU	R 44 009	R -	R 106 131	R 92 034	R 188 617	R 33 915	R 464 707
CHATSWORTH	R 24 622	R -	R 72 286	R 64 738	R 79 914	R 19 092	R 260 653
RIEBEEK WES	R 22 104	R -	R 71 729	R 62 081	R 127 565	R 21 531	R 305 010
RIVERLANDS	R 12 451	R -	R 32 034	R 28 263	R 49 388	R 8 960	R 131 095
RIEBEEK KASTEEL	R 31 617	R -	R 132 177	R 114 499	R 236 019	R 43 344	R 557 656
ABBOTSDALE	R 31 687	R -	R 94 432	R 81 889	R 166 281	R 29 271	R 403 560
KALBASKRAAL	R 13 990	R -	R 51 116	R 44 205	R 89 345	R 16 653	R 215 309
KORINGBERG	R 12 101	R -	R 23 956	R 20 774	R 39 957	R 7 318	R 104 106
DARLING	R 69 907	R 26 553	R 180 089	R 156 048	R 319 656	R 54 273	R 806 526
YZERFONTEIN	R -	R 3 124	R 1 393	R 1 208	R -	R 141	R 5 865
MOORREESBURG	R 76 425	R 71 225	R 183 710	R 158 705	R 319 904	R 53 898	R 863 867
PHOLA PARK	R 51 796	R -	R 125 770	R 108 944	R 223 858	R 40 904	R 551 272
	R 467 424	R 207 739	R 1 290 011	R 1 116 853	R 2 216 744	R 385 871	R 5 684 642
SUBSIDY ELEC SWARTLAND AREA	R 526 589						
SUBSIDY ELEC ESKOM AREA	R 148 574						
	R 675 163						

SUMMARY OF EQUITABLE SHARE HOUSEHOLDS - FEBRUARY 2022							DISCRETIONARY APPLICATIONS	
AREA	PRE-PAID ELEC	CONVENTIONAL	REFUSE	WATER	SEWERAGE	PROPERTY RATES		
MALMESBURY	36	27	59	44	47	11	Jun-21	13
WESBANK + WOONSTELLE	1 294	315	1 486	1 475	1 469	1 195	Jul-21	10
ILINGE LETHU	763	-	762	762	760	723	Aug-21	6
CHATSWORTH	352	-	519	536	322	407	Sep-21	11
RIEBEEK WES	316	-	515	514	514	459	Oct-21	12
RIVERLANDS	178	-	230	234	199	191	Nov-21	11
RIEBEEK KASTEEL	452	-	949	948	951	924	Dec-21	12
ABBOTSDALE	453	-	678	678	670	624	Jan-22	10
KALBASKRAAL	200	-	367	366	360	355	Feb-22	12
KORINGBERG	173	-	172	172	161	156		
DARLING	1 212	85	1 293	1 292	1 288	1 157		
YZERFONTEIN		10	10	10	-	3		
MOORREESBURG	1 325	228	1 319	1 314	1 289	1 149		
PHOLA PARK	898		903	902	902	872		
TOTAL	7 652	665	9 262	9 247	8 932	8 226		

NUMBER OF DISCRETIONARY APPLICATIONS FOR FEBRUARY 2022

12

EQUITABLE SHARE PLUMBERS - FEBRUARY 2022

Town	Investigation from Activity Report	No fault / leakage	Meter filled with water	Leak Munic side	Readings: Disconnection & Re - connection	Meter Damp	Meter Overgrown	Meter Underground	Leakages / faults repaired: Equitable Share	No leakage - Blocked drain	No Access	Non ES household: investigate high water consumption
MALMESBURY	0	0	0	0	0	0	0	0	0	0	0	0
WESBANK	18	2	0	2	0	0	0	0	13	1	0	0
KALBASKRAAL	21	0	0	0	0	0	0	21	0	0	0	0
ABBOTSDALE	14	1	2	0	0	0	0	10	1	0	0	0
RIEBEEK KASTEEL	3	0	3	0	0	0	0	0	0	0	0	0
RIEBEEK WES	10	0	0	0	0	0	0	9	1	0	0	0
CHATSWORTH	12	0	1	0	0	0	0	11	0	0	0	0
RIVERLANDS	4	0	1	0	0	0	0	2	1	0	0	0
ILINGE LETHU	8	0	0	0	0	0	0	0	7	1	0	0
DARLING	7	1	0	0	1	0	0	0	4	0	1	0
MOORREESBURG	20	2	0	0	0	0	0	0	16	0	2	0
KORINGBERG	5	1	0	0	0	0	0	0	3	0	1	0
YZERFONTEIN	0	0	0	0	0	0	0	0	0	0	0	0
TOTAAL	122	7	7	2	1	0	0	53	46	2	4	0

Performance Objective	Key Performance Indicator	Quarterly Target	Achieved	Rating	Reasons / Interventions / Notes
Bolton, Mark - Director: Financial Services					
Strategic Goal: 4 Caring, competent and responsive institutions, organisations and business					
Strategic Objective: Manage Financial Services					
pd-09-0080: Capital expenditure in line with budget and time frames	1: % of capital budget spent [Type=Qtr 4 Only]	3: 0.0% Qtr 4 (Between 95% and 105%)	0.0%		
		Monthly Result	Notes		Evidence
		J: 97.5%	Budget = R321,372, YTD Actual = R313,348 (Committed = R4,380)		Documents\2021
		F: 100.0%	Budget = R321,372, YTD Actual = R321,371 (Committed = R0)		Documents\2021
		M:			
pd-09-0081: Capital project implementation	1: Average % completion of capital projects [Type=Qtr 4 Only]	3: 0.0% 90% for the year	0.0% 100.0% cumulative		
		Monthly Result	Notes		Evidence
		J: 100%	Commitments = R8 023		Promun
		F: 100%	Fully spent		Promun
		M:			
pd-09-0082: Operating expenditure in line with budget and time frames	1: % of operating budget spent [Type=Qtr 4 Only]	3: 0.0% Qtr 4 (Between 90% and 100%)	0.0% 40.4% cumulative		
		Monthly Result	Notes		Evidence
		J: 40.4%	Budget = R59 521 399, YTD Actual = R24 102 586 (40.4%)		Documents\2021
		F: 49.4%	Budget = R 53 946 074, YTD Actual = R 26 668 987 (49.4%)		Documents\2021
		M:			
pd-09-0083: Workforce training roll-out	1: % of planned training sessions according to the Workplace Skills Plan realised [Type=Avg All]	3: 100.0%	0.0%		
		Monthly Result	Notes		Evidence
		J: 100%	Code 3 Learners Licence (1) & Code B Drivers Licence (1) - planned training		Documents\2021
		F: 100%	Code 3 Learners Licence (1) & Code B Drivers Licence (1) , Handling of Dangerous Goods during Warehousing & Storing (2) - planned training		Documents\2021
		M:			

Performance Objective	Key Performance Indicator	Quarterly Target	Achieved	Rating	Reasons / Interventions / Notes
pd-09-0084: Council decision implementation	1: % of due council decisions initiated [Type=Avg All]	3: 100.0%	0.0%		
		Monthly Result	Notes	Evidence	
		J: 100%	43/43 resolutions initiated/implemented	Documents\2021	
		F: 100%	57/57 resolutions initiated/implemented	Documents\2021	
		M:			
pd-09-0085: Performance and financial monitoring	1: Number of monthly performance assessments and reconciliation of departmental records of expenditure with finance records done [Type=Avg All]	3: 100.0% 3 per quarter	66.7% 2		
		Monthly Result	Notes	Evidence	
		J: 1	12 Jan	SMS System	
		F: 1	23 Feb	SMS System	
		M:			
pd-09-0088: Assignments from the municipal manager completed	1: Number of written warnings received from municipal manager [Type=Avg All]	3: 100.0% 0 maximum	0.0%		
		Monthly Result	Notes	Evidence	
		J: 0		N/a	
		F: 0		N/a	
		M:			
pd-09-0090: Equal employment opportunity management	1: % of employment opportunities applied for appropriate equity appointments [Type=Qtr 4 Only]	3: 0.0% 100% cumulative by end of June annually	0.0%		
		Monthly Result	Notes	Evidence	
		J: N/a	No employment equity opportunities	Documents\2021	
		F: N/a	No employment equity opportunities	N/a	
		M:			

Performance Objective	Key Performance Indicator	Quarterly Target	Achieved	Rating	Reasons / Interventions / Notes
pd-09-0091: Procurement in line with legal process	1: % compliance with SCM policy with the exception of approved deviations [Type=Avg All]	3: 100.0%	0.0%		
pd-09-0092: Audit issues resolved	1: % internal audit queries for which an action plan was submitted within 10 working days [Type=Avg All]	3: 100.0%	0.0%		
	2: % internal actions implemented within agreed time frame [Type=Avg All]	3: 100.0%	0.0%		
	3: % of Auditor General's queries (comafs) for which an action plan was submitted within 5 working days [Type=Qtr 2 & 3]	3: 100.0%	0.0%		
	4: % of Auditor General's findings implemented within agreed time frame [Type=Avg All]	3: 50.0%	0.0%		

Performance Objective	Key Performance Indicator	Quarterly Target	Achieved	Rating	Reasons / Interventions / Notes
pd-09-0093: Risk identification and control implementation	3: Chief Risk Officer / Internal Audit informed of any newly identified risks [Type=Avg All]	3: 100.0%	0.0%		
		Yes			
		Monthly Result	Notes		Evidence
	4: Chief Risk Officer / Internal Audit informed of any changes in work procedures [Type=Avg All]	J: N/a			
		F: N/a			
		M:			
	5: Chief Risk Officer / Internal Audit informed of any incidents where controls have failed (loss control register update) [Type=Avg All]	3: 100.0%	0.0%		
		Yes			
		Monthly Result	Notes		Evidence
pd-09-0095: Invocoms held	1: Number of invocoms held [Type=Avg All]	J: N/a			
		F: N/a			
		M:			
		3: 100.0%	66.7%		
		3 per quarter	2		
		Monthly Result	Notes		Evidence
		J: 1	20 January 2022		Documents\2021
		F: 1	23 February 2022		Documents\2021
		M:			

Performance Objective	Key Performance Indicator	Quarterly Target	Achieved	Rating	Reasons / Interventions / Notes
pd-10-0027: Average duration of vacancies reduced	1: Average duration of vacancies after decision was taken by management team to fill the post [Type=Avg All]	3: 100.0% 3 months maximum	0.0%		
		Monthly Result	Notes		Evidence
		J: 5.5 mths	Vacancy of Snr Manager: Treasury, Financial Reporting & Fin Systems vacant since 31 March 2021. DF confirmed that the post is subject to an organogram amendment that needs consultation as the heads reporting to the post will be affected. The process has commenced but was delayed due to many positive Covid cases over the past months. Vacancies of Chief Meter Reader and Chief Clerk: Prepaid Services vacant since 30 June 2021. Job Descriptions submitted for re-evaluation. Results implemented with effect from 1 January 2022. Vacancies to be re-advertised internally with new requirements during February 2022.		Documents\2021
		F: 6.5 mths	Vacancy of Snr Manager: Treasury, Financial Reporting & Fin Systems vacant since 31 March 2021. DF confirmed that the post is subject to an organogram amendment that needs consultation as the heads reporting to the post will be affected. The process has commenced but was delayed due to many positive Covid cases over the past months. Vacancies of Chief Meter Reader and Chief Clerk: Prepaid Services vacant since 30 June 2021. Job Descriptions submitted for re-evaluation. Results implemented with effect from 1 January 2022. Vacancies re-advertised internally with new requirements during February 2022.		Documents\2021
		M:			
pd-10-0028: Productive workforce	1: % of person days lost per month due to sick leave [Type=Avg All]	3: 100.0% 4% pm maximum	0.0% 2.2% pm average		
		Monthly Result	Notes		Evidence
		J: 1.6%	26/1617 person days lost due to sick leave		Documents\2021
		F: 2.7%	42/1540 person days lost due to sick leave		Documents\2021
		M:			
pd-13-0004: Asset safeguarding	2: All moveable assets that became unusable or that were lost or stolen reported immediately in the prescribed manner to the Head: Asset Management [Type=Avg All]	3: 100.0% Yes	0.0%		
		Monthly Result	Notes		Evidence
		J: N/a			
		F: N/a			
		M:			

Performance Objective	Key Performance Indicator	Quarterly Target	Achieved	Rating	Reasons / Interventions / Notes
pd-14-0015: Communication Strategy implementation	5: All planned communication activities for the next financial year in terms of the Communication Strategy submitted to the Director Corporate Services [Type=Qtr 4 Only]	3: 0.0%	0.0%		
		Yes (annually by end of June)			
	6: Number of reports on all communication activities undertaken by the department submitted to the Director Corporate Services [Type=Avg All]	3: 100.0%	0.0%		
		1 per quarter			
pd-14-0025: General KPI: Indigent households (qualifying households earning equal or less than R4515 per month or as per the CFO's discretionary powers) with access to free basic services	1: % of indigent households with access to free basic services [Type=Avg All]	3: 100.0%	0.0%		
		3: 100.0%	0.0%		
		Yes (by end of March)			
pd-17-0001: Issuing of safety clothing	1: All safety clothing issued [Type=Qtr 3 Only]	3: 100.0%	0.0%		
		Yes (by end of March)			

Performance Objective	Key Performance Indicator	Quarterly Target	Achieved	Rating	Reasons / Interventions / Notes
pd-17-0002: Spending of grants	1: % spending of grants [Type=Qtr 4 Only]	3: 0.0%	0.0%		
		100% by end of June	40.8% cumulative		
		Monthly Result	Notes		Evidence
		J: 40.8%	Finance Management (R1 550 000): YTD Actual = R632 924 (40.8%)		Documents\2021
		F: 45.3%	Finance Management (R1 550 000): YTD Actual = R702 454 (45.3%)		Documents\2021
		M:			
pd-17-0079: Ensure that accurate revenue estimates are prepared in relation to operating requirements	1: Projected tariff increases determined for the budget of the new financial year [Type=Qtr 3 Only]	3: 100.0%	0.0%		
		Yes (annually by end of February)			
		Monthly Result	Notes		Evidence
		J: N/a			
		F: Yes			Budget office
		M:			

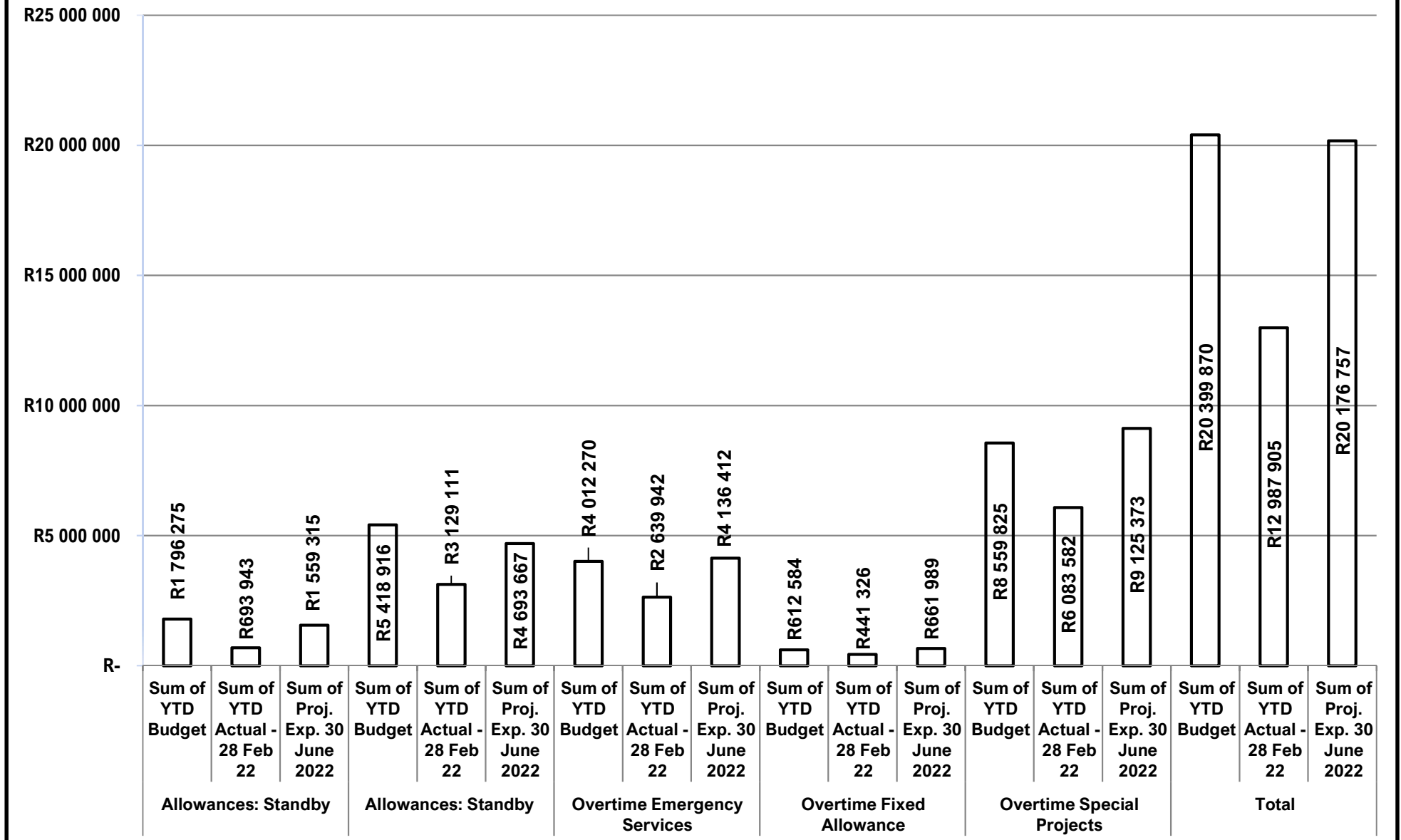
REVENUE: 28 FEBRUARY 2022

	SECTIONS	ADJUSTMENT BUDGET	FEBRUARY				ANNUAL		
			Planned	Actual	%		Planned	Actual	%
CIVIL SERVICES		256 859 169	14 086 544	16 116 765	114%		256 800 872	173 850 414	68%
17 - 04	Administration	-	-	-	0%		-	-	0%
29 - 20	Cemeteries	984 648	82 052	69 570	85%		984 648	768 797	78%
11 - 62	Municipal Property Maintenance	13 284 092	109 485	71 811	66%		13 225 795	525 228	4%
47 - 66	Parks And Recreational Areas	1 118 960	-	-	0%		1 118 960	886 330	79%
71 - 70	Proclaimed Roads	2 457 353	24	2 391	9963%		2 457 353	184 892	8%
65 - 74	Refuse Removals : Solid Waste	47 225 151	2 817 671	2 645 526	94%		47 225 151	33 009 806	70%
65 - 75	Refuse Removals : Street Cleaning	1 700 000	-	-	0%		1 700 000	-	0%
59 - 76	Sewerage Services	91 728 896	3 879 084	3 994 258	103%		91 728 896	73 365 568	80%
59 - 77	Sewerage : Waste Water Treatment	-	-	-	0%		-	-	0%
47 - 78	Sportsgrounds	1 099 404	14 006	20 114	144%		1 099 404	134 229	12%
71 - 82	Streets	3 856 846	35 844	46 561	130%		3 856 846	388 183	10%
71 - 83	Stormwater	-	-	-	0%		-	-	0%
47 - 84	Swimming Pools	371 229	41 747	45 904	110%		371 229	290 450	78%
77 - 92	Water Distribution	93 032 590	7 106 631	9 220 629	130%		93 032 590	64 296 931	69%
CORPORATE SERVICES		12 462 510	47 475	41 905	88%		12 462 510	6 124 720	49%
05 - 08	Administration	131 408	8 081	10 370	128%		131 408	101 370	77%
11 - 48	Human Resources	552 374	-	-	0%		552 374	76 052	14%
29 - 56	Libraries	11 579 260	15 458	14 733	95%		11 579 260	5 874 151	51%
89 - 86	Marketing And Tourism	31 445	3 773	-	0%		31 445	17 829	57%
29 - 88	Town And Community Halls	168 023	20 163	16 803	83%		168 023	55 318	33%
COUNCIL		294 700	24 244	8 059	33%		294 700	116 704	40%
05 - 30	Council General Expenses	294 700	24 244	8 059	33%		294 700	116 704	40%
ELECTRICITY SERVICES		384 779 588	29 271 848	30 254 950	103%		384 779 588	252 862 419	66%
83 - 09	Administration	-	-	-	0%		-	-	0%
83 - 34	Electricity Distribution	384 779 588	29 271 848	30 254 950	103%		384 779 588	252 862 419	66%
FINANCIAL SERVICES		244 764 541	12 304 309	12 050 568	98%		244 764 541	139 201 214	57%
11 - 35	Finance	100 938 877	682 963	584 159	86%		100 938 877	41 502 931	41%
11 - 16	Budget & Treasury Office	-	-	-	0%		-	-	0%
11 - 40	Grants And Subsidies - Fmg	1 550 000	-	-	0%		1 550 000	506 247	33%
11 - 72	Rates Services	142 275 664	11 621 346	11 466 409	99%		142 275 664	97 192 037	68%
11 - 80	Supply Chain Management	-	-	-	0%		-	-	0%
DEVELOPMENT SERVICES		44 872 958	388 057	761 838	196%		44 872 958	11 535 192	26%
29 - 06	Administration	1 103	92	183	199%		1 103	630	57%
47 - 18	Caravan Parks	2 078 924	33 871	352 537	1041%		2 078 924	2 787 958	134%
29 - 28	Community Development	38 000	-	-	0%		38 000	15 000	39%
29 - 61	Multi-Purpose Centres	18 831	2 260	4 361	193%		18 831	9 996	53%
17 - 32	Planning and Valuations	1 055 117	86 115	46 714	54%		1 055 117	776 861	74%
17 - 15	Building Control	3 032 884	243 883	342 813	141%		3 032 884	2 362 793	78%
35 - 46	Housing	38 648 099	21 836	15 230	70%		38 648 099	5 581 954	14%
11 - 02	Occupational Health And Safety	-	-	-	0%		-	-	0%
MUNICIPAL MANAGER		-	-	-	0%		-	-	0%
PROTECTION SERVICES		49 214 463	907 419	848 279	194%		49 214 463	10 289 721	171%
41 - 14	Administration	-	-	-	0%		-	-	0%
41 - 22	Civil Protection	-	-	-	0%		-	-	0%
41 - 36	Fire Fighting	30 012	2 401	-	0%		30 012	12	0%
47 - 44	Harbour Yzerfontein	288 638	24 053	4 278	18%		288 638	267 562	93%
71 - 58	Licencing And Traffic Services	10 375 070	866 602	832 485	96%		10 375 070	7 408 056	71%
41 - 68	Policing And Law Enforcement	38 520 743	14 363	11 516	80%		38 520 743	2 614 091	7%
TOTAL REVENUE		993 247 929	57 029 896	60 082 364	105%		993 189 632	593 980 384	60%

EXPENDITURE: 28 FEBRUARY 2022

		ADJUSTMENT	FEBRUARY				Annual		
	SECTIONS	BUDGET	Planned	Actual	%		Planned	Actual	%
	CIVIL SERVICES	298 855 424	19 012 794	23 746 285	125%		312 579 191	164 780 583	53%
17 - 04	Administration	3 551 668	260 165	243 748	94%		3 551 668	2 223 750	63%
29 - 20	Cemeteries	1 306 844	32 631	49 832	153%		1 257 063	492 139	39%
11 - 62	Municipal Property Maintenance	17 197 593	1 157 672	1 104 003	95%		19 145 282	10 573 713	55%
47 - 66	Parks And Recreational Areas	19 744 945	1 558 193	1 507 756	97%		19 977 236	12 336 669	62%
71 - 70	Proclaimed Roads	486 576	34 060	29 600	87%		486 576	475 000	98%
65 - 79	Refuse Removals : Landfill Sites	10 977 741	690 991	935 620	135%		10 977 741	5 302 397	48%
65 - 74	Refuse Removals : Solid Waste	33 677 176	2 102 034	2 652 794	126%		34 439 610	19 269 589	56%
65 - 75	Refuse Removals : Street Cleaning	8 492 098	547 547	637 146	116%		8 492 098	4 430 880	52%
59 - 76	Sewerage Services	48 084 550	3 362 340	3 667 006	109%		54 406 851	31 598 021	58%
59 - 77	Sewerage : WWT	4 398 828	330 886	312 684	94%		4 397 828	1 940 039	44%
47 - 78	Sportsgrounds	5 539 875	515 102	569 444	111%		6 389 859	3 921 909	61%
71 - 82	Streets	45 273 504	3 618 420	3 424 812	95%		47 135 518	28 906 263	61%
71 - 83	Stormwater	17 165 443	1 308 048	1 541 062	118%		17 161 743	11 573 623	67%
47 - 84	Swimming Pools	2 281 854	209 784	333 735	159%		2 908 285	2 155 176	74%
77 - 92	Water Distribution	80 676 729	3 284 921	6 737 043	205%		81 851 833	29 581 414	36%
	CORPORATE SERVICES	38 285 610	2 775 573	2 944 288	106%		38 897 217	22 197 398	57%
05 - 08	Administration	13 516 538	955 391	846 107	89%		13 359 471	6 901 070	52%
11 - 48	Human Resources	6 220 303	480 036	558 581	116%		6 132 014	3 314 168	54%
29 - 56	Libraries	11 332 308	892 985	1 070 096	120%		12 143 335	7 673 999	63%
89 - 86	Marketing And Tourism	1 736 947	50 417	51 104	101%		1 779 883	1 184 132	67%
29 - 88	Town And Community Halls	5 479 513	396 744	418 401	105%		5 482 514	3 124 030	57%
	COUNCIL	18 452 846	1 164 874	1 020 270	88%		18 459 046	11 620 826	63%
05 - 30	Council General Expenses	18 452 846	1 164 874	1 020 270	88%		18 459 046	11 620 826	63%
	ELECTRICITY SERVICES	379 285 136	28 484 006	26 620 047	93%		371 066 859	212 020 529	57%
83 - 09	Administration	1 785 790	135 500	145 900	108%		1 780 790	1 144 514	64%
83 - 34	Electricity Distribution	360 424 071	27 112 452	24 991 114	92%		352 276 608	200 651 782	57%
83 - 81	Street Lighting	1 810 527	121 532	120 450	99%		1 810 527	1 248 270	69%
11 - 54	It Services	15 264 748	1 114 522	1 362 583	122%		15 198 934	8 975 962	59%
	FINANCIAL SERVICES	53 946 074	3 075 259	2 566 401	83%		46 781 053	26 668 987	57%
11 - 10	Administration	1 928 476	143 200	77 736	54%		1 924 776	1 134 783	59%
11 - 13	Asset Management	1 390 906	97 754	101 608	104%		1 390 906	835 979	60%
11 - 37	Fleet Management	1 180 399	79 687	66 644	84%		1 180 399	681 109	58%
11 - 35	Finance	35 250 585	1 794 580	975 760	54%		27 854 109	15 997 553	57%
11 - 16	Budget & Treasury Office	4 080 043	303 343	249 111	82%		4 086 189	2 147 891	53%
11 - 40	Grants And Subsidies - Fmg	1 547 529	119 301	69 530	58%		1 547 529	702 454	45%
11 - 72	Rates Services	1 132 122	-	411 661	#DIV/0!		1 132 122	407 938	36%
11 - 80	Supply Chain Management	7 436 014	537 394	614 351	114%		7 665 023	4 761 278	62%
	DEVELOPMENT SERVICES	53 533 515	6 120 283	2 382 815	39%		53 963 260	23 576 594	44%
29 - 06	Administration	2 360 444	178 711	197 148	110%		2 359 944	1 478 879	63%
47 - 18	Caravan Parks	2 357 990	206 674	241 076	117%		2 787 935	1 769 519	63%
29 - 28	Community Development	3 519 907	269 615	244 370	91%		3 516 907	2 087 800	59%
29 - 61	Multi-Purpose Centres	1 518 520	107 422	104 894	98%		1 522 220	915 207	60%
17 - 32	Planning and Valuations	7 842 042	568 300	639 561	113%		7 842 042	5 209 327	66%
17 - 15	Building Control	3 261 489	236 441	250 964	106%		3 261 489	2 023 295	62%
35 - 46	Housing	30 563 898	4 395 904	537 259	12%		30 562 398	8 881 177	29%
11 - 02	Accupational Health And Safety	2 109 225	157 216	167 542	107%		2 110 325	1 211 389	57%
	MUNICIPAL MANAGER	7 997 218	571 698	510 907	89%		7 991 218	4 277 565	54%
05 - 12	Administration	3 872 347	262 497	270 033	103%		3 872 347	2 162 137	56%
05 - 85	Strategic Management	2 060 613	168 370	105 088	62%		2 060 613	868 199	42%
11 - 52	Internal Audit	2 064 258	140 831	135 786	96%		2 058 258	1 247 229	61%
	PROTECTION SERVICES	86 985 356	4 758 255	4 797 498	101%		87 545 039	37 374 341	43%
41 - 14	Administration	2 404 481	173 210	193 376	112%		2 404 481	1 458 923	61%
41 - 22	Civil Protection	925 000	40 956	22 781	56%		925 000	448 304	48%
41 - 36	Fire Fighting	7 438 496	608 211	674 947	111%		7 528 548	4 873 188	65%
47 - 44	Harbour Yzerfontein	350 142	27 756	21 436	77%		395 205	219 270	55%
71 - 58	Licencing And Traffic Services	9 550 669	769 765	694 133	90%		9 823 219	6 108 715	62%
41 - 68	Policing And Law Enforcement	66 316 568	3 138 357	3 190 826	102%		66 468 586	24 265 941	37%
	TOTAL EXPENDITURE	937 341 179	65 962 742	64 588 510	98%		937 282 883	502 516 822	54%
	(SURPLUS) / DEFICIT	(55 906 750)	8 932 846	4 506 146			(55 906 749)	(91 463 562)	

Total Overtime and Standby as at 28 February 2022



Expenditure on Staff Benefits : Section 66 of the MFMA : FEBRUARY 2022

Expenditure per Type	Original Annual Budget (B)	Adjusted Budget (B)	Monthly Actual	(A) YTD Actual	YTD Budget	YTD (R) Variance	A / B VARIANCE
(a) Basic Salaries and Wages	164 908 841	168 168 362	15 792 660	110 956 696	110 215 736	-740 960	65.98%
(b) Pension and UIF Contributions	29 502 312	29 127 785	2 424 102	19 389 286	19 385 197	-4 089	66.57%
(c) Medical Aid Contributions	12 732 314	12 331 135	1 019 885	7 876 563	8 215 218	338 655	63.88%
(d) Overtime payments	11 160 691	13 462 279	1 389 183	9 261 285	8 603 096	-658 189	68.79%
(e) Standby Allowance	6 504 563	7 215 191	515 309	3 823 055	4 637 336	814 281	52.99%
(f) Motor Vehicle Allowance	7 315 854	6 464 835	538 343	4 306 743	4 309 888	3 145	66.62%
(g) Cellphone Allowance	1 829 400	1 924 972	158 607	1 251 088	1 253 003	1 915	64.99%
(h) Housing Allowance	1 823 125	972 423	78 125	630 892	636 742	5 850	64.88%
(i) Other benefits and Allowances	24 876 331	23 836 053	868 293	17 894 787	17 626 148	-268 639	75.07%
(j) Payments in lieu of Leave	2 722 187	2 722 187	-581 661	-	53 720	53 720	0.00%
(k) Post-retirement benefit obligations	8 457 526	8 457 526	-	-	-	-	0.00%
	271 833 144	274 682 748	22 202 845	175 390 395	174 936 084	-454 311	63.85%
Directorate	Original Annual Budget (B)	Adjusted Budget (B)	Monthly Actual	(A) YTD Actual	YTD Budget	YTD (R) Variance	VARIANCE
	271 833 144	274 682 748	22 202 845	175 390 395	174 936 084	-454 311	63.85%
Civil Services	95 373 188	97 976 277	8 527 841	62 654 628	61 720 924	-933 704	63.95%
Corporate Services	26 323 007	25 719 093	2 172 604	16 595 697	16 593 737	-1 960	64.53%
Council	11 321 415	11 321 415	904 357	7 168 891	7 214 394	45 503	63.32%
Electricity Services	26 018 660	26 172 506	2 066 811	16 663 757	16 963 358	299 601	63.67%
Financial Services	37 437 243	35 880 184	2 388 579	23 006 965	22 767 957	-239 008	64.12%
Development Services	20 873 214	21 033 955	1 725 692	13 853 771	13 659 824	-193 947	65.86%
Municipal Manager	7 475 550	7 088 346	499 382	4 049 820	4 358 030	308 210	57.13%
Protection Services	47 010 867	49 490 972	3 917 579	31 396 866	31 657 860	260 994	63.44%
	Original Annual Budget (B)	Adjusted Budget (B)	Monthly Actual	A YTD Actual	YTD Budget	YTD (R) Variance	VARIANCE
(a) Basic Salaries and Wages	164 908 841	168 168 362	15 792 660	110 956 696	110 215 736	-740 960	65.98%
Civil Services	58 059 374	60 474 344	5 969 187	39 468 040	38 728 288	-739 752	65.26%
Corporate Services	17 472 959	17 426 681	1 678 062	11 636 232	11 601 865	-34 367	66.77%
Council	8 899 649	8 899 649	727 005	5 739 701	5 669 072	-70 629	64.49%
Electricity Services	14 054 598	14 202 818	1 318 377	9 518 574	9 468 544	-50 030	67.02%
Financial Services	23 856 464	22 973 641	2 158 767	15 547 471	15 315 760	-231 711	67.68%
Development Services	12 976 924	13 534 924	1 221 993	9 136 069	9 023 280	-112 789	67.50%
Municipal Manager	4 680 273	4 784 705	370 109	2 855 677	3 161 199	305 522	59.68%
Protection Services	24 908 600	25 871 600	2 349 161	17 054 932	17 247 728	192 796	65.92%

Expenditure per Type	Adjusted Budget (B)	Adjusted Budget (B)	Monthly Actual	(A) YTD Actual	YTD Budget	YTD (R) Variance	A / B VARIANCE
(b) Contributions for Pensions, UIF	29 502 312	29 127 785	2 424 102	19 389 286	19 385 197	-4 089	66.57%
Civil Services	10 543 012	10 361 140	886 854	6 996 558	6 907 424	-89 134	67.53%
Corporate Services	3 145 109	3 100 902	262 343	2 064 419	2 067 272	2 853	66.57%
Council	1 124 062	1 124 062	69 836	613 494	716 029	102 535	54.58%
Electricity Services	2 650 819	2 620 589	201 804	1 715 496	1 747 064	31 568	65.46%
Financial Services	4 226 385	4 057 700	346 576	2 747 268	2 705 144	-42 124	67.71%
Development Services	2 258 510	2 353 941	200 645	1 602 328	1 569 304	-33 024	68.07%
Municipal Manager	875 192	738 363	62 048	494 441	492 232	-2 209	66.96%
Protection Services	4 679 223	4 771 088	393 996	3 155 282	3 180 728	25 446	66.13%
(c) Medical Aid Contributions	12 732 314	12 331 135	1 019 885	7 876 563	8 215 218	338 655	63.88%
Civil Services	3 304 698	3 235 182	266 640	2 061 937	2 156 784	94 847	63.73%
Corporate Services	1 444 497	1 158 296	110 129	793 905	772 200	-21 705	68.54%
Council	186 595	186 595	14 452	88 546	118 858	30 312	47.45%
Electricity Services	1 202 172	1 219 172	93 424	770 129	812 792	42 663	63.17%
Financial Services	2 436 140	2 254 454	181 931	1 431 938	1 502 968	71 030	63.52%
Development Services	998 569	953 380	75 040	603 077	635 584	32 507	63.26%
Municipal Manager	334 013	302 508	26 405	198 977	201 672	2 695	65.78%
Protection Services	2 825 630	3 021 548	251 864	1 928 054	2 014 360	86 306	63.81%
(d) Overtime payments	11 160 691	13 462 279	1 389 183	9 261 285	8 603 096	-658 189	68.79%
Civil Services	5 509 388	6 412 381	743 914	4 558 073	4 148 932	-409 141	71.08%
Corporate Services	116 663	102 529	7 826	62 606	66 337	3 731	61.06%
Electricity Services	790 725	935 970	58 249	516 072	605 584	89 512	55.14%
Financial Services	97 287	362 783	63 698	196 472	153 724	-42 748	54.16%
Development Services	213 258	113 253	25 828	116 440	73 273	-43 167	102.81%
Protection Services	4 433 370	5 535 363	489 669	3 811 623	3 555 246	-256 377	68.86%
(e) Standby Allowance	6 504 563	7 215 191	515 309	3 823 055	4 637 336	814 281	52.99%
Civil Services	2 295 000	2 602 000	176 302	1 425 656	1 734 672	309 016	54.79%
Electricity Services	1 604 375	1 599 244	128 583	931 873	1 066 160	134 287	58.27%
Financial Services	155 125	232 927	9 037	62 262	112 488	50 226	26.73%
Development Services	98 813	83 735	7 659	60 175	55 824	-4 351	71.86%
Protection Services	2 351 250	2 697 285	193 728	1 343 089	1 668 192	325 103	49.79%
(f) Motor Vehicle Allowance	7 315 854	6 464 835	538 343	4 306 743	4 309 888	3 145	66.62%
Civil Services	1 348 632	1 227 412	102 259	818 072	818 272	200	66.65%
Corporate Services	662 869	592 057	48 970	391 759	394 704	2 945	66.17%
Electricity Services	1 120 329	1 120 329	93 361	746 887	746 888	1	66.67%
Financial Services	1 519 680	1 201 092	100 091	800 728	800 728	-	66.67%
Development Services	1 176 324	1 072 104	89 342	714 736	714 736	-	66.67%
Municipal Manager	540 224	304 045	25 337	202 697	202 696	-1	66.67%
Protection Services	947 796	947 796	78 983	631 864	631 864	-	66.67%

Expenditure per Type	Adjusted Budget (B)	Adjusted Budget (B)	Monthly Actual	A YTD Actual	YTD Budget	YTD (R) Variance	A / B VARIANCE
(g) Cellphone Allowance	1 829 400	1 924 972	158 607	1 251 088	1 253 003	1 915	64.99%
Civil Services	224 640	228 960	19 160	152 855	152 640	-215	66.76%
Corporate Services	66 960	68 328	5 067	40 066	45 544	5 478	58.64%
Council	1 021 200	1 021 200	85 100	664 178	650 499	-13 679	65.04%
Electricity Services	116 520	118 020	9 700	77 900	78 680	780	66.01%
Financial Services	126 960	114 044	9 420	76 133	76 032	-101	66.76%
Development Services	109 920	111 720	9 310	74 480	74 480	-	66.67%
Municipal Manager	59 400	56 400	4 700	37 600	37 600	-	66.67%
Protection Services	103 800	206 300	16 150	127 877	137 528	9 651	61.99%
(h) Housing Allowance	1 823 125	972 423	78 125	630 892	636 742	5 850	64.88%
Civil Services	839 021	221 326	20 255	150 992	147 568	-3 424	68.22%
Corporate Services	161 866	84 522	7 716	62 693	56 344	-6 349	74.17%
Electricity Services	216 248	127 315	9 645	83 912	84 880	968	65.91%
Financial Services	298 058	214 506	17 361	143 037	143 008	-29	66.68%
Development Services	73 614	81 699	6 752	54 013	54 472	459	66.11%
Municipal Manager	12 184	11 574	965	7 716	7 720	4	66.67%
Protection Services	222 134	231 481	15 432	128 529	142 750	14 221	55.52%
(i) Other benefits and Allowances	24 876 331	23 836 053	868 293	17 894 787	17 626 148	-268 639	75.07%
Civil Services	9 593 912	9 558 021	343 271	7 022 445	6 926 344	-96 101	73.47%
Corporate Services	2 083 988	2 017 682	52 491	1 544 016	1 535 751	-8 265	76.52%
Council	89 909	89 909	7 964	62 972	59 936	-3 036	70.04%
Electricity Services	3 203 795	3 169 970	153 667	2 302 914	2 352 766	49 852	72.65%
Financial Services	2 759 475	2 507 368	83 360	2 001 657	1 958 105	-43 552	79.83%
Development Services	2 132 544	1 894 461	89 124	1 492 453	1 458 871	-33 582	78.78%
Municipal Manager	660 622	577 109	9 818	252 713	254 911	2 198	43.79%
Protection Services	4 352 086	4 021 533	128 596	3 215 617	3 079 464	-136 153	79.96%
(j) Payments in lieu of Leave	2 722 187	2 722 187	-581 661	-	53 720	53 720	0.00%
Civil Services	1 042 598	1 042 598	-	-	-	-	0.00%
Corporate Services	270 041	270 041	-	-	53 720	53 720	0.00%
Electricity Services	285 286	285 286	-	-	-	-	0.00%
Financial Services	376 750	376 750	-581 661	-	-	-	0.00%
Development Services	213 691	213 691	-	-	-	-	0.00%
Municipal Manager	65 877	65 877	-	-	-	-	0.00%
Protection Services	467 944	467 944	-	-	-	-	0.00%
(k) Post-retirement benefit obligations	8 457 526	8 457 526	-	-	-	-	0.00%
Civil Services	2 612 913	2 612 913	-	-	-	-	0.00%
Corporate Services	898 055	898 055	-	-	-	-	0.00%
Electricity Services	773 793	773 793	-	-	-	-	0.00%
Financial Services	1 584 919	1 584 919	-	-	-	-	0.00%
Development Services	621 047	621 047	-	-	-	-	0.00%
Municipal Manager	247 765	247 765	-	-	-	-	0.00%
Protection Services	1 719 034	1 719 034	-	-	-	-	0.00%
	271 833 144	274 682 748	22 202 845	175 390 395	174 936 084	-454 311	63.85%

WC015 Swartland - Supporting Table SC7(1) Monthly Budget Statement - transfers and grant expenditure - M08 February

Description	2020/21	Budget Year 2021/22							
	Audited Outcome	Original Budget	Adjusted Budget	Monthly actual	YearTD actual	YearTD budget	YTD variance	YTD variance %	Full Year Forecast
R thousands									
<u>EXPENDITURE</u>									
<u>Operating expenditure of Transfers and Grants</u>									
National Government:	119 821	112 178	112 178	5 966	52 312	51 889	423	0.8%	112 178
Local Government Equitable Share	116 404	108 796	108 796	5 896	49 777	49 078	699	1.4%	108 796
Finance Management	1 550	1 550	1 550	70	702	979	(277)	-28.3%	1 550
EPWP Incentive	1 867	1 832	1 832	–	1 832	1 832	–		1 832
Provincial Government:	16 816	40 062	46 135	1 903	18 006	21 125	(3 119)	-14.8%	46 135
Community Development: Workers	42	38	38	10	25	20	5	22.4%	38
Human Settlements	2 757	26 560	26 366	253	6 381	9 971	(3 589)	-36.0%	26 366
Municipal Accreditation and Capacity Building Grant	177	252	252	3	178	168	10	5.8%	252
Libraries	10 410	10 394	11 351	1 032	7 342	7 290	52	0.7%	11 351
Proclaimed Roads Subsidy	175	175	175	–	175	103	72	69.5%	175
Financial Management Support Grant: Student Bursaries	148	250	250	126	194	29	166	580.3%	250
Establishment of a K9 Unit	3 107	2 393	5 603	476	3 708	3 545	163	4.6%	5 603
WC Mun Energy Resilience Grant	–	–	400	–	–	–	–		400
LG Public Employment Support Grant	–	–	1 700	4	4	–	4	#DIV/0!	1 700
Total operating expenditure of Transfers and Grants:	136 637	152 240	158 313	7 869	70 318	73 014	(2 696)	-3.7%	158 313
<u>Capital expenditure of Transfers and Grants</u>									
National Government:	28 575	31 055	30 656	–	22 659	25 319	(2 660)	-10.5%	30 656
Municipal Infrastructure Grant (MIG)	22 923	22 700	22 301	–	22 301	21 619	682	3.2%	22 301
Integrated National Electrification Programme (municipal)	5 652	8 355	8 355	–	358	3 700	(3 342)	-90.3%	8 355
Provincial Government:	36 346	15 661	14 452	11	3 617	5 010	(1 392)	-27.8%	14 452
Human Settlements	35 735	14 600	11 794	–	3 309	4 050	(741)	-18.3%	11 794
Libraries	67	50	50	11	29	30	(1)	-2.9%	50
Establishment of a K9 Unit	543	28	343	–	38	10	28	275.3%	343
Sport Development	–	983	983	–	242	920	(678)	-73.7%	983
Non-Motorised Transport	–	–	1 282	–	–	–	–		1 282
Total capital expenditure of Transfers and Grants	64 921	46 716	45 108	11	26 276	30 328	(4 052)	-13.4%	45 108
TOTAL EXPENDITURE OF TRANSFERS AND GRANTS	201 558	198 955	203 421	7 880	96 594	103 343	(6 748)	-6.5%	203 421



**NOTULE VAN 'N VERGADERING VAN DIE SIVIELE- EN ELEKTRIESE DIENSTE
PORTEFEULJEKOMITEE VAN DIE SWARTLAND MUNISIPALE RAAD GEHOU OP WOENSDAG, 9
MAART 2022 OM 10:35**

TEENWOORDIG:

RAADSLEDE:

Voorsitter, rdl R J Jooste
Ondervoorsitter, rdh T van Essen

Bess, D G	Pieters, C
Duda, A A	Smit, N
Fortuin, C	Stanley, B J (rdh)
O'Kennedy, E C	van Zyl, M (rdd)

BEAMPTES:

Munisipale Bestuurder, mnr J J Scholtz
Direkteur: Beskermingsdienste, mnr P A C Humphreys
Direkteur: Elektriese Ingenieursdienste, mnr R du Toit
Direkteur: Korporatiewe Dienste, me M S Terblanche
Direkteur: Ontwikkelingsdienste, me J S Krieger
Direkteur: Siviele Ingenieursdienste, mnr L D Zikmann
Bestuurder: Begrotingskantoor, me H Papier
Komitee beampte, me S Willemse

1. OPENING/VERLOF TOT AFWESIGHEID

Die voorsitter verwelkom almal teenwoordig.

Die voorsitter bevestig die teenwoordigheid van raadslede wat dien op die Portefeuljekomitee: Siviele en Elektriese Dienste.

Verlof tot afwesigheid word verleen aan rdl A K Warnick en die Direkteur: Finansiële Dienste, mnr M A C Bolton.

2. NOTULE

2.1 NOTULES VAN 'N PORTEFEULJEKOMITEEVERGADERING (SIVIELE- EN ELEKTRIESE DIENSTEKOMITEE) GEHOU OP 16 FEBRUARIE 2022

BESLUIT

(voorgestel deur rdh T van Essen, gesekondeer deur rdl D G Bess)

Dat die notule van die Portefeuljekomiteevergadering (Siviele- en Elektriese Dienste) gehou op 16 Februarie 2022 goedgekeur word, onderhewig aan die regstelling, dat "virtual" verwyder word by die opskrif op bl 94.

3. AFVAARDIGINGS/VOORLEGGINGS/MEDEDELINGS

Geen

4. SAKE VOORTSPRUITEND UIT NOTULES

Geen

5. GEDELEGEERDE SAKE

5.1. MAANDVERSLAG: JANUARIE 2022



MINUTES OF A MEETING OF THE CIVIL AND ELECTRICAL ENGINEERING SERVICES PORTFOLIO COMMITTEE OF THE SWARTLAND MUNICIPAL COUNCIL HELD ON WEDNESDAY, 9 MARCH 2022 AT 10:35

PRESENT:

COUNCILLORS:

Chairperson, cllr R J Jooste
Deputy Chairperson, ald T van Essen

Bess, D G	Pieters, C
Duda, A A	Smit, N
Fortuin, C	Stanley, B J (rdh)
O'Kennedy, E C	van Zyl, M (rdh)

OFFICIALS:

Municipal Manager, mr J J Scholtz
Director: Protection Services, mr P A C Humphreys
Director: Electrical Engineering Services, mr R du Toit
Director: Corporate Services, ms M S Terblanche
Director: Development Services, ms J S Krieger
Director: Civil Engineering Services, mr L D Zikmann
Manager: Budget Office, ms H Papier
Committee Officer, ms S Willemse

1. OPENING/APOLOGIES

The chairperson welcomed members.

The chairperson confirmed the virtual presence of councillors serving on the Portfolio Committee: Civil and Electrical Services.

Apologies received from cllr A K Warnick and the Director Financial Services, mr M A C Bolton.

2. MINUTES

2.1 MINUTES OF A PORTFOLIO COMMITTEE MEETING (CIVIL AND ELECTRICAL SERVICES COMMITTEE) HELD ON 16 FEBRUARY 2022

RESOLUTION

(proposed by ald T van Essen, seconded by cllr D G Bess)

That the minutes of a Portfolio Committee Meeting (Civil and Electrical Services) held on 16 February 2022 are approved, subject to the correction, that "virtual" be removed from the heading on page 94.

3. SUBMISSIONS/DEPUTATIONS/COMMUNICATIONS

None

4. MATTERS ARISING FROM THE MINUTES

None

5. DELEGATED MATTERS

5.1. MONTHLY REPORT: JANUARY 2022

5.1.1 SIVIELE INGENIEURSDIENSTE

Die voorsitter lê die maandverslag, soos met die sakelys gesirkuleer, ter tafel.

Die Direkteur: Siviele Ingenieursdienste, mnr L D Zikmann, gee – onder andere – inligting deur insake die finale uitvloeisel van die Swartland-afvalwatersuiweringswerke.

Die Direkteur: Siviele Ingenieursdienste gee statistieke deur insake die stand van die damvlakke.

Rdl D G Bess verneem oor die hoë syfers rakende die pomp van riool tenke by Yzerfontein, in 'n gebied waar daar 'n rioolstelsel voorkom.

Die Direkteur: Siviele Ingenieursdienste meld dat daar geen rioolstelsels in Yzerfontein voorkom nie.

Rdh T van Essen spreek sy kommer uit oor die enorme watergebruik wat 'n probleem gaan word in Riverlands en Chatsworth.

Die Direkteur: Siviele Ingenieursdienste meld dat dit bly 'n bekommernis, die munisipaliteit is besig om die pompstasie in Riverlands op te gradeer, wat verligting sal bring. Die toevoer na die reservoir sal vir ongeveer 5 dae gesluit moet word, vir die munisipaliteit om die installasie werk te kan doen en daar sal met die gemeenskap dienooreenkomstig kommunikeer word dat Watertenke voorsien sal word.

Rdl A A Duda spreek sy kommer uit oor geblokte rioolstelsels in llinge Lethu en of dit herstel kan word om sodoende waterverlies kan voorkom.

Die Direkteur: Siviele Ingenieursdienste meld dat hy bewus is daarvan dat die stormwater dreinerings sisteem misbruik word deur die publiek, wat veroorsaak dat dit geblok word.

Verder meld die Direkteur: Siviele Ingenieursdienste dat indien daar dreine is wat reggemaak moet word, dit by die munisipale kantoor gerapporteer moet word, om sodoende personeel uit te stuur om dit te herstel.

BESLUIT

(op voorstel van rdl D G Bess, gesekondeer deur rdl N Smit)

Dat kennis geneem word van die maandverslag van die Direkoraat Siviele Ingenieursdienste vir Januarie 2022.

5.1.2 ELEKTRIESE INGENIEURSDIENSTE

Die voorsitter lê die maandverslag ter tafel, soos met die sakelys gesirkuleer, en versoek die Direkteur: Elektriese Ingenieursdienste, mnr R du Toit, om die belangrikste aspekte uit te lig.

Die Direkteur: Elektriese Ingenieursdienste verduidelik breedvoerig die onderskeie statistieke in die verslag aangaande elektrisiteitsverbruik, sowel as die beplande kragtoevoeronderbrekings.

Verder gee die Direkteur: Elektriese Ingenieursdienste inligting deur insake instandhouding van straatligte in Eskom-voorsienings dorpe.

Addisionele inligting word voorsien deur die Munisipale Bestuurder rakende die instandhouding van straatligte in Eskom-voorsienings dorpe.

BESLUIT

(op voorstel van rdl D G Bess, gesekondeer deur rdl N Smit)

Dat kennis geneem word van die maandverslag van die Direkoraat Elektriese Ingenieursdienste vir Januarie 2022.

5.1.1 CIVIL ENGINEERING SERVICES

The chairperson tabled the monthly report as circulated with the agenda.

The Director: Civil Engineering Services, Mr L D Zikmann, provides, among other things - information on the final outcome of the Swartland wastewater treatment plants.

The Director: Civil Engineering Services provides statistics on the state of the dam levels.

Cllr Bess inquires about the high figures regarding the pumping of sewage tanks at Yzerfontein, in an area where there is a sewage system.

The Director: Civil Engineering Services stated that there are no sewer systems in Yzerfontein.

Rdh T van Essen expressed his concern about the enormous water use that will become a problem in Riverlands and Chatsworth.

The Director: Civil Engineering Services stated that this remains a concern, the municipality is upgrading the pumping station in Riverlands, which will bring relief. The supply to the reservoir will have to be closed for about 5 days, for the municipality to be able to do the installation work and there will be communication with the community accordingly that water tanks will be provided.

Cllr A A Duda expressed his concern about blocked sewer systems in Ilinge Lethu and whether it can be repaired to prevent water loss.

The Director: Civil Engineering Services stated that he is aware that the storm water drainage system is being abused by the public, causing it to be blocked.

Furthermore, the Director: Civil Engineering Services stated that if there are drains that need to be repaired, they must be reported to the municipal office, in order to send out staff to repair them.

RESOLVED

(proposed by cllr D G Bess, seconded by cllr N Smit)

That cognisance be taken of the monthly report of the Directorate Civil Engineering Services for January 2022.

5.1.2 ELECTRICAL ENGINEERING SERVICES

The chairperson tabled the monthly report as circulated with the agenda and requested the Director: Electrical Engineering Services, Mr R du Toit, to highlight the most important aspects.

The Director: Electrical Engineering Services explained the various statistics in the report regarding electricity consumption, as well as the planned power supply interruptions.

Furthermore, the Director: Electrical Engineering Services provided information regarding maintenance of street lights in Eskom supply towns.

Additional information is provided by the Municipal Manager regarding the maintenance of street lights in Eskom supply towns.

RESOLUTION

(proposed cllr D G Bess, seconded by cllr N Smit)

That cognisance be taken of the monthly report of the Directorate: Electrical Engineering Services for January 2022.

6. SAKE VIR AANBEVELINGS AAN DIE UITVOERENDE BURGEMEESTER

Geen

**(GET) RDL R J JOOSTE
VOORSITTER**

6. MATTERS FOR RECOMMENDATION TO THE EXECUTIVE MAYOR

None

**(SGD) CLLR R J JOOSTE
CHAIRPERSON**



Verslag ♦ Ingxelo ♦ Report

Kantoor van die Direkteur: Siviele Ingenieursdienste
4 April 2022

7/1/2/2-4

ITEM 5.1.1 VAN DIE AGENDA VAN 'N PORTFOLIO KOMITEES VERGADERING WAT GEHOU SAL WORD OP 13 APRIL 2022

ONDERWERP: MAANDVERSLAG – FEBRUARIE 2022: SIVIELE INGENIEURSDIENSTE SUBJECT: MONTHLY REPORT – FEBRUARY 2022: CIVIL ENGINEERING SERVICES
--

Attached are the following reports relating to the functioning of the Civil Engineering Services directorate during **JANUARY 2022**, in terms of Council's Strategic Management System:

- a) Corporate Indicators: Director: Civil Engineering Services
- b) Operational Graphs
- b) Incident Report
- c) Report on Swartland Waste Water Treatment Works
- d) EPWP Report

(get) L D Zikmann

MUNICIPAL MANAGER
LDZ/ma

Zikmann/verslae/maandverslae /FEB 2022

SWARTLAND MUNICIPALITY
STRATEGIC MANAGEMENT SYSTEM



2021/2 - PERFORMANCE DIRECTORS (Quarterly)

Tuesday, April 05, 2022

Performance Objective	Key Performance Indicator	Quarterly Target	Achieved	Rating	Reasons / Interventions / Notes
Zikmann, Louis - Director: Civil Engineering Services					
Strategic Goal:	5 Sufficient, affordable and well-run services				
Strategic Objective:	Manage Civil Engineering Services				
pd-09-0013: Capital expenditure in line with budget and time frames	1: % of capital budget spent [Type=Qtr 4 Only]	3: 0.0% Qtr 4 (Between 95% and 105%)	0.0%		
		Monthly Result	Notes	Evidence	
		J: 51.5%	Budget = R121,743,630, YTD Actual = R62,748,093 (Committed: R6,592,462)	Documents\2021	
		F: 58.2%	Budget = R121,743,630, YTD Actual = R70,884,698 (Committed: R12,729,054)	Documents\2021	
		M:			
pd-09-0014: Capital project implementation	1: Average % completion of capital projects [Type=Qtr 4 Only]	3: 0.0% 90% for the year	0.0% 55.0% cumulative		
		Monthly Result	Notes	Evidence	
		J: 59%		Documents\2021	
		F: 64%		Documents\2021	
		M:			
pd-09-0015: Operating expenditure in line with budget and time frames	1: % of operating budget spent [Type=Qtr 4 Only]	3: 0.0% Qtr 4 (Between 90% and 100%)	0.0% 50.6% cumulative		
		Monthly Result	Notes	Evidence	
		J: 50.6%	Budget = R278 331 069, YTD Actual = R141 034 298 (50.6%)	Documents\2021	
		F: 55.1%	Budget = R 298 855 420, YTD Actual = R 164 780 583 (55.1%)	Documents\2021	
		M:			
pd-09-0016: Workforce training roll-out	1: % of planned training sessions according to the Workplace Skills Plan realised [Type=Avg All]	3: 100.0%	0.0%		
		Monthly Result	Notes	Evidence	
		J: 100%	Amended Snr Certificate (4), FETC: Supervision of Construction Processes NQF4 (5), ND: Management of Civil Eng Construction Processes NQF 5 (2), FETC: Water & Wastewater Treatment Process Control Supervision (2), NC: Sanitation Project Co-ordination NQF5 (2), Move and Store of Hazardous Loads (5) - Planned training	Documents\2021	
		F: 100%	Amended Snr Certificate (4), FETC: Supervision of Construction Processes NQF4 (5), ND: Management of Civil Eng Construction Processes NQF 5 (2), FETC: Water & Wastewater Treatment Process Control Supervision (2), NC: Sanitation Project Co-ordination NQF5 (2), Law Enforcement for Peace Officers (16), Handling of Dangerous Goods during Warehousing & Storing Novice (4), Handling of Dangerous Goods during Warehousing & Storing Refresher (4) - Planned training	Documents\2021	
		M:			

Performance Objective	Key Performance Indicator	Quarterly Target	Achieved	Rating	Reasons / Interventions / Notes
pd-09-0017: Council decision implementation	1: % of due council decisions initiated [Type=Avg All]	3: 100.0%	0.0%		
		Monthly Result	Notes		Evidence
		J: 100%	20/20 resolutions initiated/implemented		Documents\2021
		F: 100%	10/10 resolutions initiated/implemented		Documents\2021
		M:			
pd-09-0018: Performance and financial monitoring	2: Number of monthly performance assessments and reconciliation of departmental records of expenditure with finance records done [Type=Avg All]	3: 100.0% 3 per quarter	66.7% 2		
		Monthly Result	Notes		Evidence
		J: 1	10 Jan		SMS System
		F: 1	21 Feb		SMS System
		M:			
pd-09-0021: Assignments from the municipal manager completed	1: Number of written warnings received from municipal manager [Type=Avg All]	3: 100.0% 0 maximum	0.0%		
		Monthly Result	Notes		Evidence
		J: 0			N/a
		F: 0			N/a
		M:			
pd-09-0023: Equal employment opportunity management	1: % of employment opportunities applied for appropriate equity appointments [Type=Qtr 4 Only]	3: 0.0% 100% cumulative by end of June annually	0.0%		
		Monthly Result	Notes		Evidence
		J: N/a	No employment equity opportunities		Documents\2021
		F: N/a	No employment equity opportunities		
		M:			
pd-09-0024: Procurement in line with legal process	1: % compliance with SCM policy with the exception of approved deviations [Type=Avg All]	3: 100.0%	0.0%		
		Monthly Result	Notes		Evidence
		J: 100%	Total Requisitions= 241		Documents\2021
		F: 100%	Total Requisitions= 314		Documents\2021
		M:			

Performance Objective	Key Performance Indicator	Quarterly Target	Achieved	Rating	Reasons / Interventions / Notes
pd-09-0025: Audit issues resolved	1: % internal audit queries for which an action plan was submitted within 10 working days [Type=Avg All]	3: 100.0%	0.0%		
		Monthly Result	Notes		Evidence
		J: 100%	Irregular Expenditure		Documents\2021
		F: N/a			
	2: % internal actions implemented within agreed time frame [Type=Avg All]	3: 100.0%	0.0%		
		Monthly Result	Notes		Evidence
		J: 92%	1 of 13 findings to be implemented		Documents\2021
		F: 92%	1 Finding to be implemented (Watermeters)		Documents\2021
	3: % of Auditor General's queries (comafs) for which an action plan was submitted within 5 working days [Type=Qtr 2 & 3]	3: 100.0%	0.0%		
		Monthly Result	Notes		Evidence
		J: N/a			
		F: N/a			
	4: % of Auditor General's findings implemented within agreed time frame [Type=Avg All]	3: 50.0%	0.0%		
		Monthly Result	Notes		Evidence
		J: N/a			
		F: N/a			
pd-09-0026: Risk identification and control implementation	4: Chief Risk Officer / Internal Audit informed of any newly identified risks [Type=Avg All]	3: 100.0%	0.0%		
		Yes			
		Monthly Result	Notes		Evidence
		J: N/a			
		F: N/a			
		M:			

Performance Objective	Key Performance Indicator	Quarterly Target	Achieved	Rating	Reasons / Interventions / Notes
pd-09-0026: Risk identification and control implementation	5: Chief Risk Officer / Internal Audit informed of any changes in work procedures [Type=Avg All]	3: 100.0% Yes	0.0%		
		Monthly Result	Notes	Evidence	
	6: Chief Risk Officer / Internal Audit informed of any incidents where controls have failed (loss control register update) [Type=Avg All]	3: 100.0% Yes	0.0%		
		Monthly Result	Notes	Evidence	
pd-09-0028: Invocoms held	1: Number of invocoms held [Type=Avg All]	3: 100.0% 3 per quarter	66.7% 2		
		Monthly Result	Notes	Evidence	
		J: 1 F: 1 M:	17 Jan 2022 23 Feb 2022	Documents\2021 Documents\2021	
pd-10-0017: Average duration of vacancies reduced	1: Average duration of vacancies after decision was taken by management to fill the post [Type=Avg All]	3: 100.0% 3 months maximum	0.0%		
		Monthly Result	Notes	Evidence	
		J: 7.2 mths F: 5.1 mths M:	Vacancy of Bricklayer (Moorreesburg) to be advertised as soon as internal candidates completed their Bricklaying Trade Test. Trade Test postponed due to Lockdown and assessment scheduled for 17-19 May 2021 at Northlink College in Belhar. Due to Local Government Elections scheduled for 1 November 2021, Trade Test rescheduled for 6-9 December 2021. Vacancy advertised internally on 14 January 2022. Vacancy of Bricklayer (Moorreesburg) to be advertised as soon as internal candidates completed their Bricklaying Trade Test. Trade Test postponed due to Lockdown and assessment scheduled for 17-19 May 2021 at Northlink College in Belhar. Due to Local Government Elections scheduled for 1 November 2021, Trade Test rescheduled for 6-9 December 2021. Vacancy advertised internally on 14 January 2022. Selection process to be finalised during March 2022.	Documents\2021 Documents\2021	

Performance Objective	Key Performance Indicator	Quarterly Target	Achieved	Rating	Reasons / Interventions / Notes
pd-10-0018: Productive workforce	1: % of person days lost per month due to sick leave [Type=Avg All]	3: 100.0% 4% pm maximum	0.0% 3.2% pm average		
		Monthly Result	Notes		Evidence
		J: 3.5%	215/6195 person days lost due to sick leave		Documents\2021
		F: 2.9%	169/5880 person days lost due to sick leave		Documents\2021
		M:			
pd-11-0001: EPWP monitoring	1: Number of Full Time Equivalents (FTE's) for the financial year [Type=Qtr 4 Only]	3: 0.0% 76 (103 for the whole organisation)	0.0% 73.04 cumulative		
		Monthly Result	Notes		Evidence
		J: 11.6			Documents\2021
		F: 9.3			Documents\2021
		M:			
	2: Number of work opportunities created during the financial year [Type=Qtr 4 Only]	3: 0.0% 218 (296 for the whole organisation)	0.0% 121 cumulative		
		Monthly Result	Notes		Evidence
		J: 1			Documents\2021
		F: 1			Documents\2021
		M:			
pd-12-0086: Improved water sustainability	1: % total water losses [Type=Avg All]	3: 100.0% Maintain the annual average below 17%	0.0%		
		Monthly Result	Notes		Evidence
		J: 17%	Provisional - awaiting calculations		N/a
		F: 17%	Provisional - awaiting calculations		N/a
		M:			
pd-14-0001: Asset safeguarding	4: All moveable assets that became unusable or that were lost or stolen reported immediately in the prescribed manner to the Head: Asset Management [Type=Avg All]	3: 100.0% Yes	0.0%		
		Monthly Result	Notes		Evidence
		J: N/a			
		F: N/a			
		M:			

Performance Objective	Key Performance Indicator	Quarterly Target	Achieved	Rating	Reasons / Interventions / Notes
pd-14-0014: Communication Strategy implementation	5: All planned communication activities for the next financial year in terms of the Communication Strategy submitted to the Director Corporate Services [Type=Qtr 4 Only]	3: 0.0%	0.0%		
		Yes (annually by end of June)			
	6: Number of reports on all communication activities undertaken by the department submitted to the Director Corporate Services [Type=Avg All]	3: 100.0%	0.0%		
		1 per quarter			
pd-14-0023: General KPI: Improved access to water, sanitation and refuse removal	1: % of urban households with access to basic level of water (at least piped (tap) water within 200 meters from dwelling) [Type=Avg All]	3: 100.0%	0.0%		
	2: % of urban households with access to basic level of sanitation (at least a flush toilet, chemical toilet or pit toilet with ventilation (VIP)) [Type=Avg All]	3: 100.0%	0.0%		

Performance Objective	Key Performance Indicator	Quarterly Target	Achieved	Rating	Reasons / Interventions / Notes
pd-14-0023: General KPI: Improved access to water, sanitation and refuse removal	3: % of households with access to basic level of solid waste removal (households registered for refuse removal service which receive a service once a week) [Type=Avg All]	3: 100.0%	0.0%		
		Monthly Result	Notes		Evidence
		J: 100%			Refuse removal s
		F: 100%			Refuse removal s
		M:			
pd-17-0003: Issuing of safety clothing	1: All safety clothing issued [Type=Qtr 3 Only]	3: 100.0%	0.0%		
		Yes (by end of March)			
		Monthly Result	Notes		Evidence
		J: N/a			
		F: N/a			
		M:			
pd-17-0008: Spending of grants	1: % spending of grants [Type=Qtr 4 Only]	3: 0.0%	0.0%		
		100% by end of June 95.7% cumulative			
		Monthly Result	Notes		Evidence
		J: 95.7%	MIG: Budget = R22 700 000, YTD = R22 301 000 (98.2%) Proclaimed Roads Subsidy (operating): Budget = R175 000, YTD = R175 000 (100.0%) EPWP: Budget = R1 832 000, YTD = R1 832 000 (100%) Sport development: Budget = R938 000, YTD = R241 870 (25.7%) TOTAL: Budget = R25 645 000, YTD = R24 549 870 (95.7%)		Documents\2021
		F: 97.1%	MIG: Budget = R22 301 000, YTD = R22 301 000 (100.0%) Proclaimed Roads Subsidy (operating): Budget = R175 000, YTD = R175 000 (100.0%) EPWP: Budget = R1 832 000, YTD = R1 832 000 (100%) Sport development: Budget = R983 316, YTD = R241 870 (24.6%) TOTAL: Budget = R25 291 316, YTD = R24 549 870 (97.1%)		Documents\2021
		M:			
pd-17-0084: Ensure that accurate revenue estimates are prepared in relation to operating requirements	1: Projected tariff increases determined for the budget of the new financial year [Type=Qtr 3 Only]	3: 100.0%	0.0%		
		Yes (annually by February)			
		Monthly Result	Notes		Evidence
		J: N/a			
		F: Yes			
		M:			

SWARTLAND WASTE WATER TREATMENT WORKS : FINAL EFFLUENT: FEB 2022

Treatment Works	Date	pH	E.Cond. mS/m (function of influent)	COD mg/ℓ	Ammonia mg/ℓ	Nitrate mg/ℓ	Total Sus. Solids mg/ℓ	Fosphate mg/ℓ	Faecal Coli org/100mℓ	Faecal Coli WDM Report org/100mℓ
	General Limits	5,5 - 9,55	150	75	(10) 6	(-) 15	25	(-) 10	1000	
Darling	14/2/2022	6,2	149	73,2	43,6	<0.20	68	0,68	>2419	15 000
Malmesbury	2022/10/02	7,22	145	71	23,9	<0.20	<4	<0.20	11	0
Moorreesburg	2022/09/02	8,23	202	276	87,7	<0.20	108	12,6	>2419	15 000
Koringberg	2022/09/02	6,93	245	838	72,9	0,67	517	16,7	>2419	-
Riebeek Kasteel	2022/10/02	7,86	82,5	68,7	1,6	4,5	5	6,8	>2419	11 000
Chatsworth	2022/09/02	7,19	158	131	131	<0.20	16	17,5	>2419	-
Kalbaskraal	2022/09/02	6,84	156	566	34,7	0,3	384	15,2	>2419	-
Determinant Passed	28	7	3	3	1	7	3	3	1	-
Determinant Failed	28	0	4	4	6	0	4	4	6	-
Total Tested	56	7	7	7	7	7	7	7	7	-
% Passed	50	100	43	43	14	100	43	43	14	-

**VERSLAG : SWARTLAND RIOOLWERKE
(FEBRUARIE 2022)**

**REPORT: SWARTLAND WASTE WATER TREATMENT WORKS
(FEBRUARY 2022)**

OPERATION OF ACTIVATED SLUDGE TREATMENT WORKS

Below is comments from the consulting chemists with regards to operational matters of the various waste water treatment works.

MALMESBURY (68%)

1. An average daily flow of 5 306 m³/d was recorded in January 2022 (53.1%).
2. The organic load increased to 6 813 kgCOD/d, up from 6 541 kg COD/d (68.1% capacity).
3. Plant performance was poor at both aeration tanks due to under-aeration.
4. Nitrification of ammonia was incomplete and removal of organics was 93.4 / 94.1 % effective, respectively. Air bubble blower No.2 unserviceable, due to loadshedding. Sent for repairs.
5. The mixed liquor pH's were satisfactory at 7.10 and 7.07 respectively.
6. The final effluent complied with the chemical limits of the General Limit except for ammonia nitrogen.
7. Disinfection was good (11 Faecal Coliforms per 100 ml).

MOORREESBURG (70%)

1. Unable to carry out inspection as plant operation stopped due to construction. Plant extensions in progress.
2. Only the final effluent sampled.
3. The final effluent exceeded the chemical limits of the General Limit relative to conductivity, ammonia nitrogen, total suspended solids, ortho phosphate and chemical oxygen demand. Conductivity is a function of the influent, however.
4. Chlorine residuals were slightly high. Reduce chlorination and maintain 0.25 mg/l free chlorine. Dosing HTH tablets daily by hand.
5. Disinfection was nevertheless poor. This is due to substantial solids in the effluent.

DARLING (275%)

1. An organic load of 4 302 kg COD/d, was imposed on the plant substantially exceeding the organic design capacity (275% capacity).
2. The underflow sludge return rate was adequate.
3. Plant performance remain poor in the aeration basin relative to the nitrification of ammonia nitrogen, due to under-aeration. Removal of organics was nonetheless satisfactory at 93.7% removal efficiency.
4. Maintain at least 800 ml/l settleable solids in the aeration basin.
5. The clarifier surface was completely covered with scum and carry-over of solids were apparent during inspection. The effluent was therefore of poor chemical quality.

6. FE1 exceeded the chemical limits of the General Limit relative to ammonia nitrogen, total suspended solids, free chlorine and chemical oxygen demand. The latter complied after filtration, however. FE2 (reed bed) complied with the chemical limits of the Irrigation Limit up to 500 m³, relevant to parameter measured.
7. The chlorine residuals were very high. Maintain 0.25 mg/l free chlorine. Disinfection was poor at FE1 due to solids in the effluent. Disinfection was complete at FE2 (<1 Faecal Coliforms per 100ml), however.

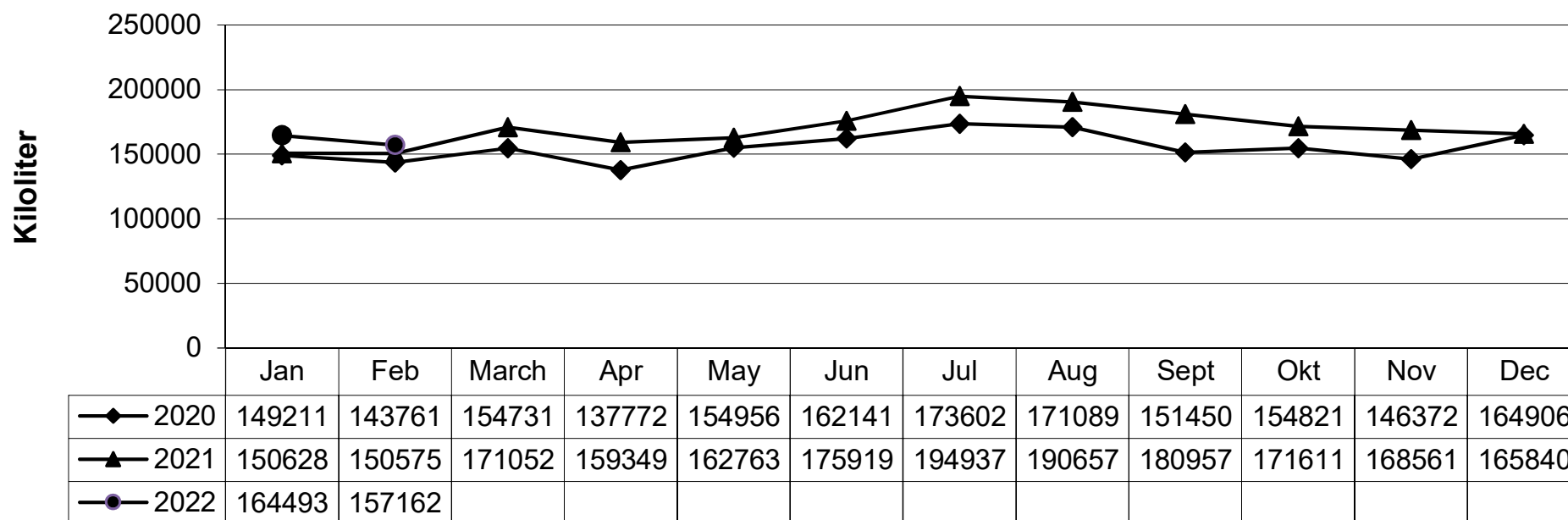
RIEBEEK VALLEI (109%)

1. An average daily flow of 794 m³/d was recorded in January 2022 (52.9% capacity).
2. The organic load increased to 1 632 kgCOD/d, up from 460 kg COD/d, consequently exceeding the organic load design capacity (109% capacity).
3. Sludge settleability was excellent. Maintain 400 -500 ml/l solids (590 ml/l measured), by increasing sludge wastage.
4. Plant performance was good in the aeration basin. Nitrification of ammonia was adequate and removal of organics was 95.9% effective. Denitrification was similarly satisfactory.
5. The mixed liquor pH was slightly high at 7.79. Maintain a pH of 6.80 – 7.20.
6. Phase separation was complete across the clarifiers and the effluents were of satisfactory chemical quality.
7. The underflow sludge return rates were adequate.
8. No chlorine gas stock. Using HTH tablets. The chlorine residuals were slightly low. Maintain 0.25mg/l free chlorine. Disinfection was therefore poor (>2419 Faecal Coliforms per 100 ml). This is possibly due to solids in the chlorine contact tank. Empty and clean the latter.
9. The final effluent complied with the chemical limits of the General Limit.

ooOOoo

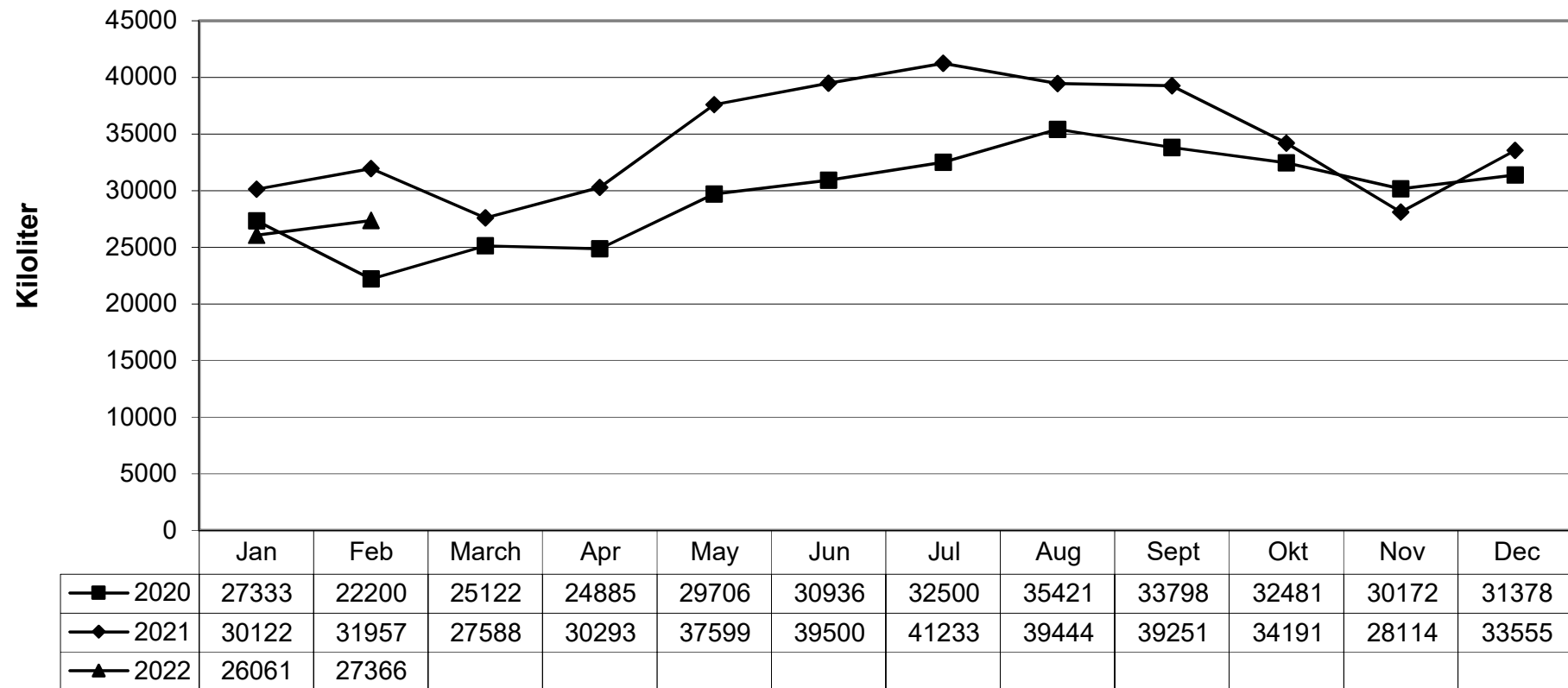
Malmesbury WWTW Effluent 2020 - 2022

Graph 1.1



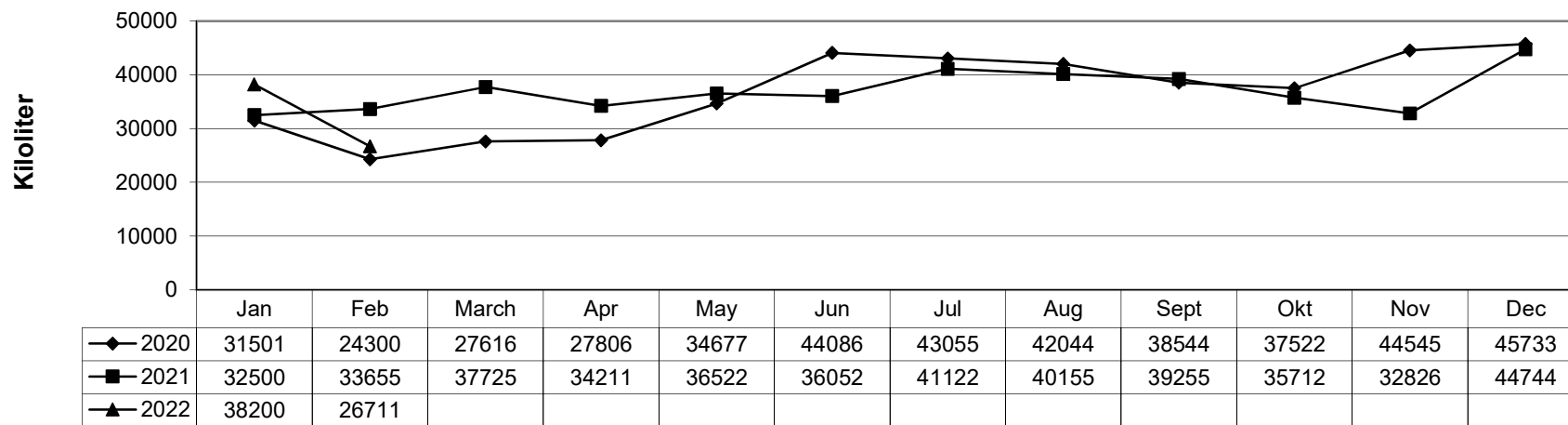
Moorreesburg WWTW Effluent 2020 - 2022

Graph 1.2



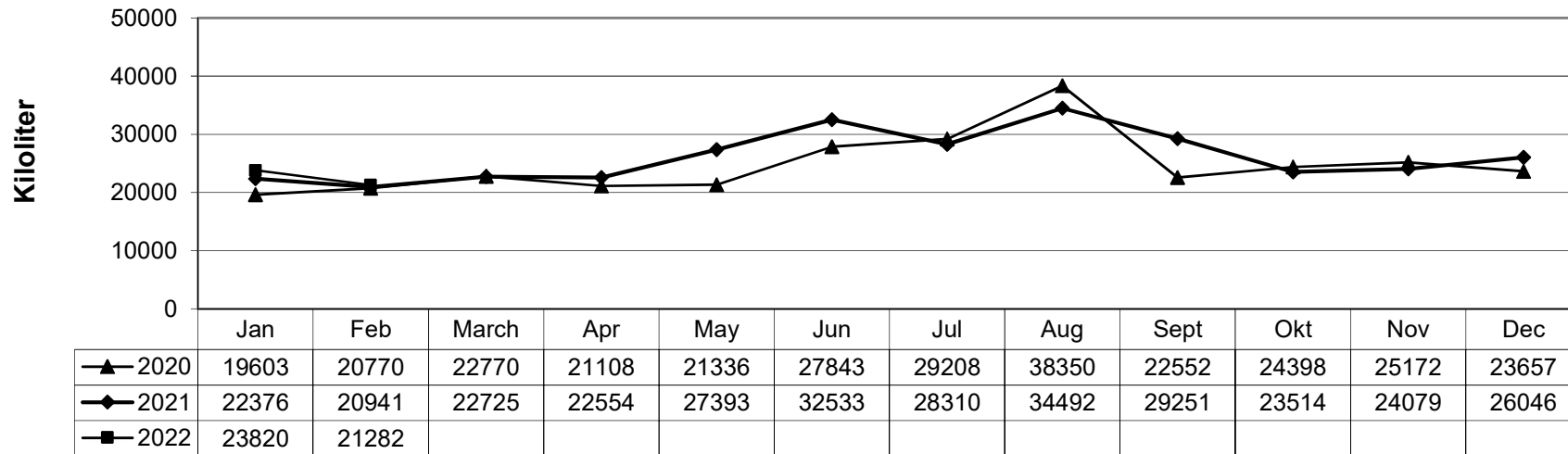
Darling WWTW Effluent 2020 - 2022

Graph 1.3



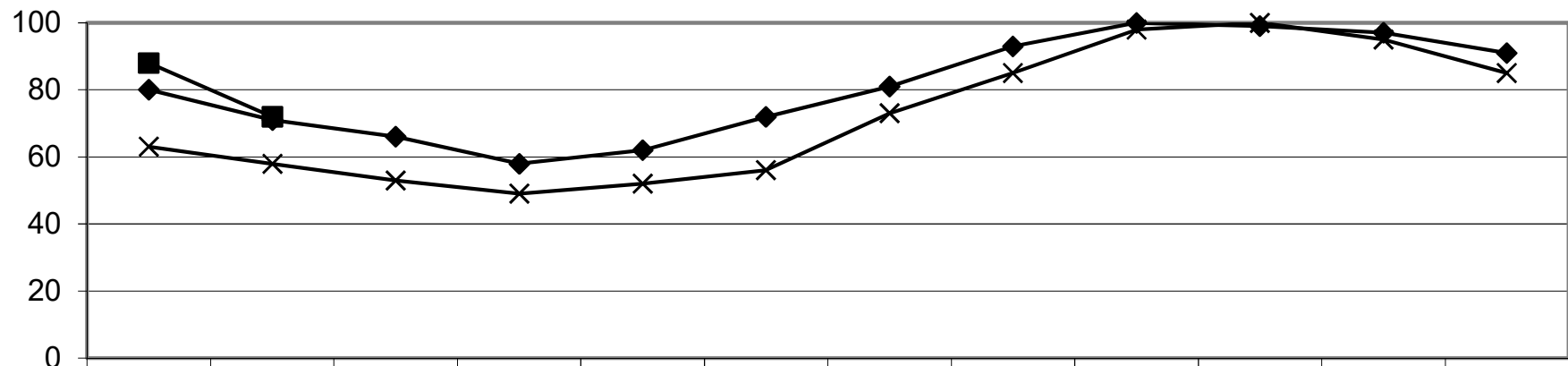
Riebeek Valley WWTW Effluent 2020 - 2022

Graph 1.4



Voëlvlei Dam Storage 2020 - 2022

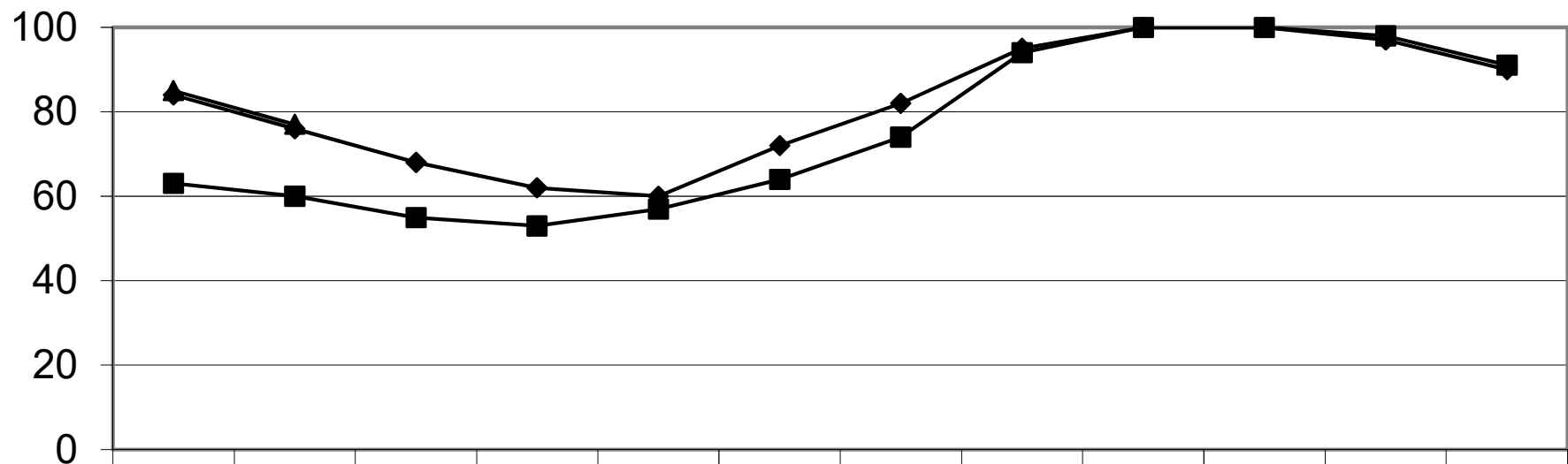
Graph 2



	Jan	Feb	March	Apr	May	Jun	Jul	Aug	Sept	Okt	Nov	Dec
—x— 2020	63	58	53	49	52	56	73	85	98	100	95	85
—◆— 2021	80	71	66	58	62	72	81	93	100	99	97	91
—■— 2022	88	72										

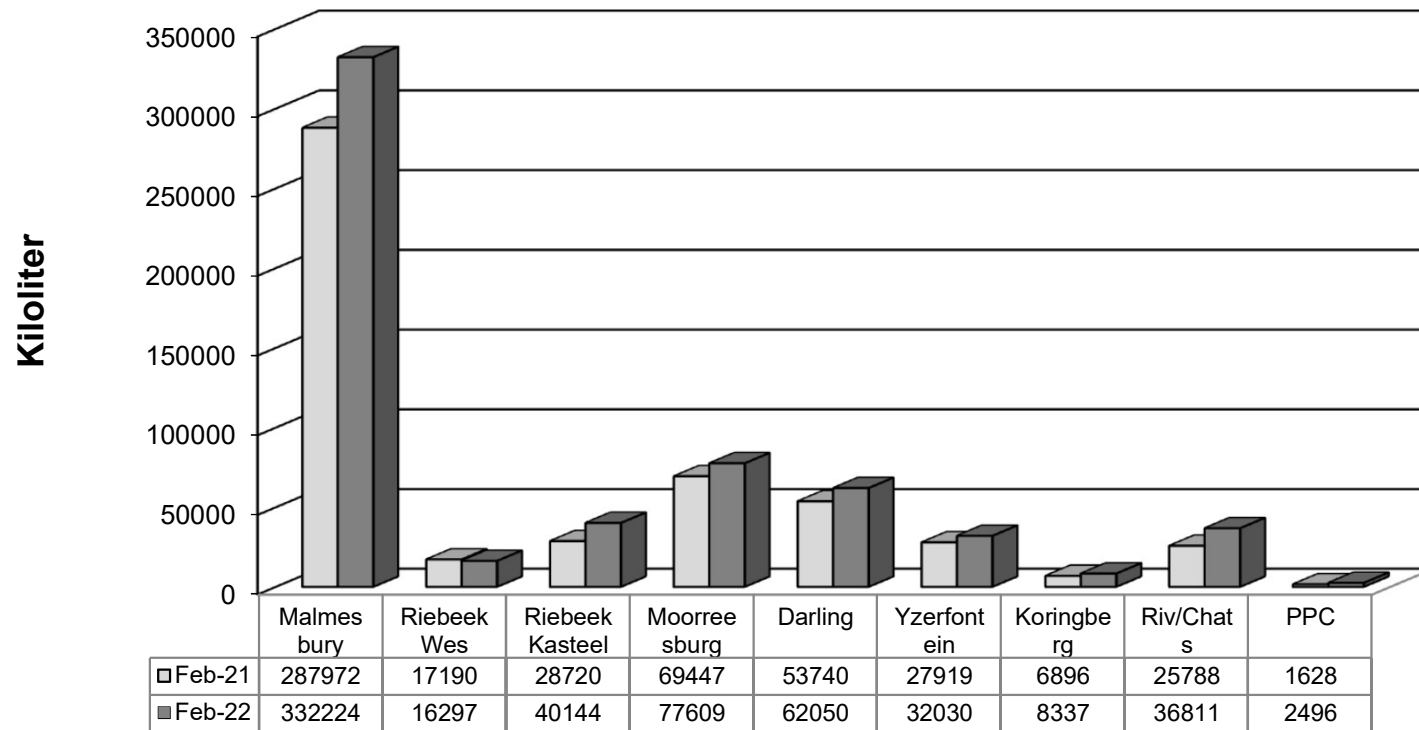
Paardenberg Dam Storage 2020 - 2022

Graph 3

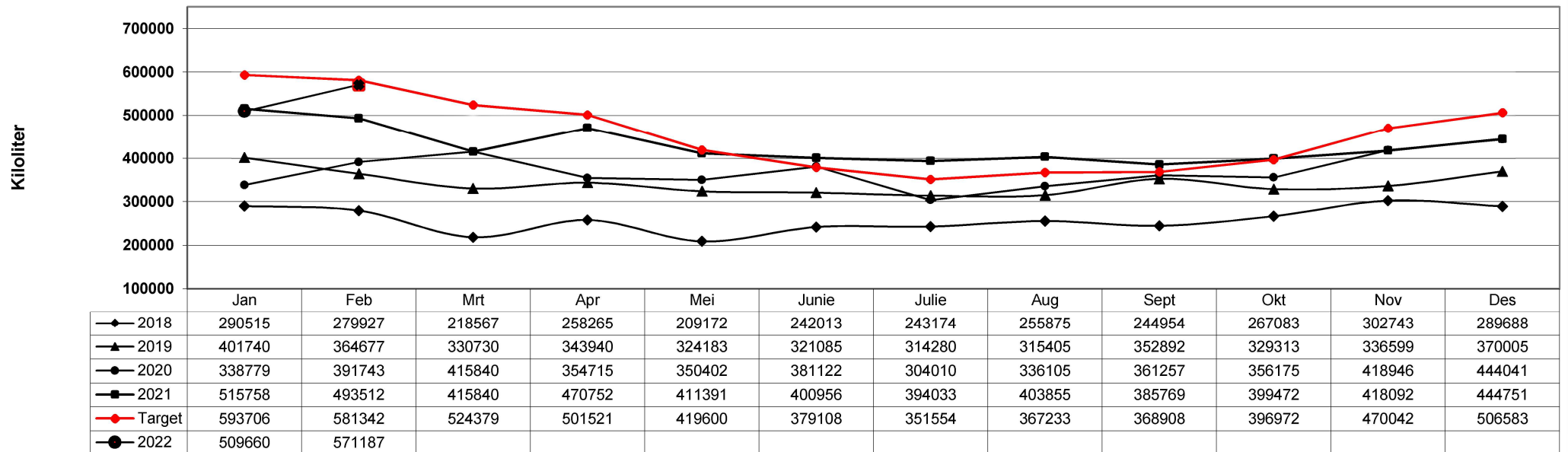


	Jan	Feb	March	Apr	May	Jun	Jul	Aug	Sept	Okt	Nov	Dec
2020	63	60	55	53	57	64	74	94	100	100	98	91
2021	84	76	68	62	60	72	82	95	100	100	97	90
2022	85	77										

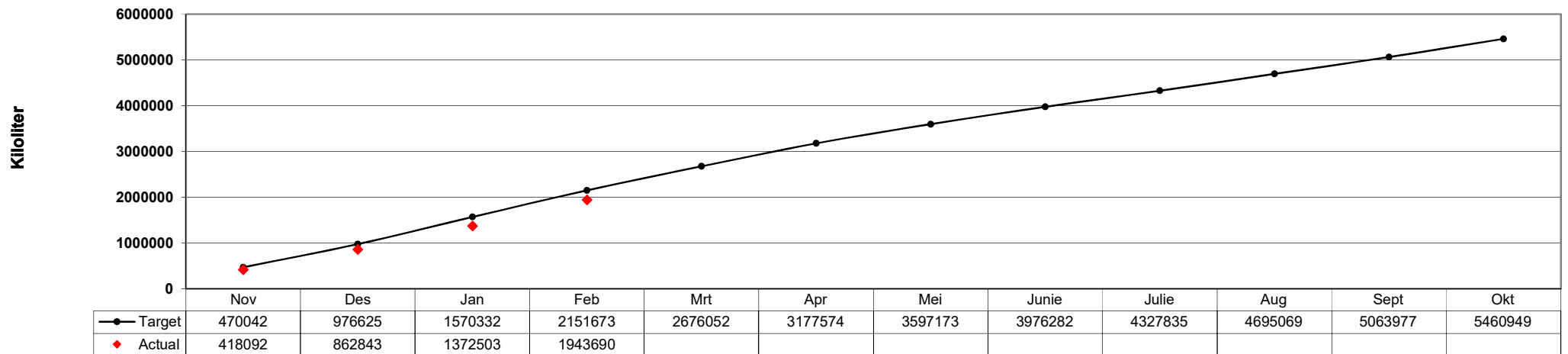
Water demand February Graph 4



Water Usage: Swartland 2018 - 2022 Graph 5.1

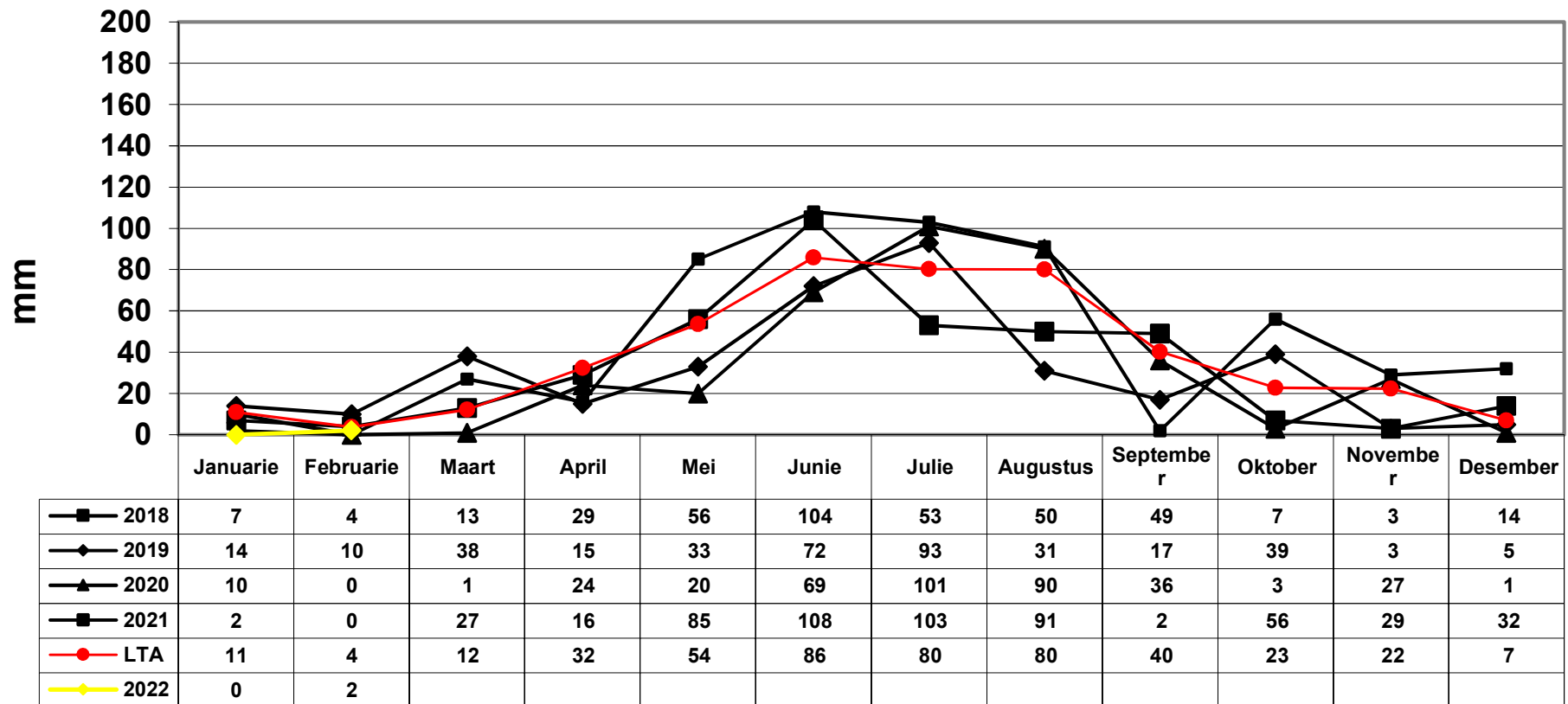


Water Usage: Target vs Actual Graph 5.2



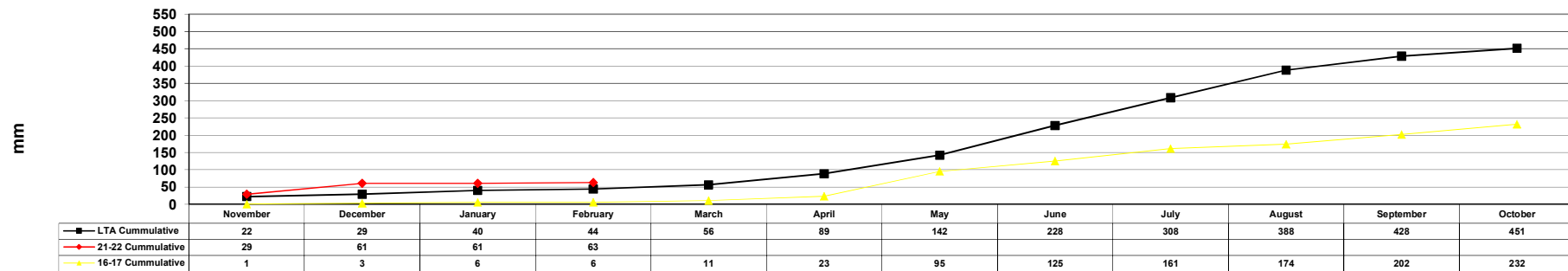
Rainfall 2018 - 2022

Graph 6.1

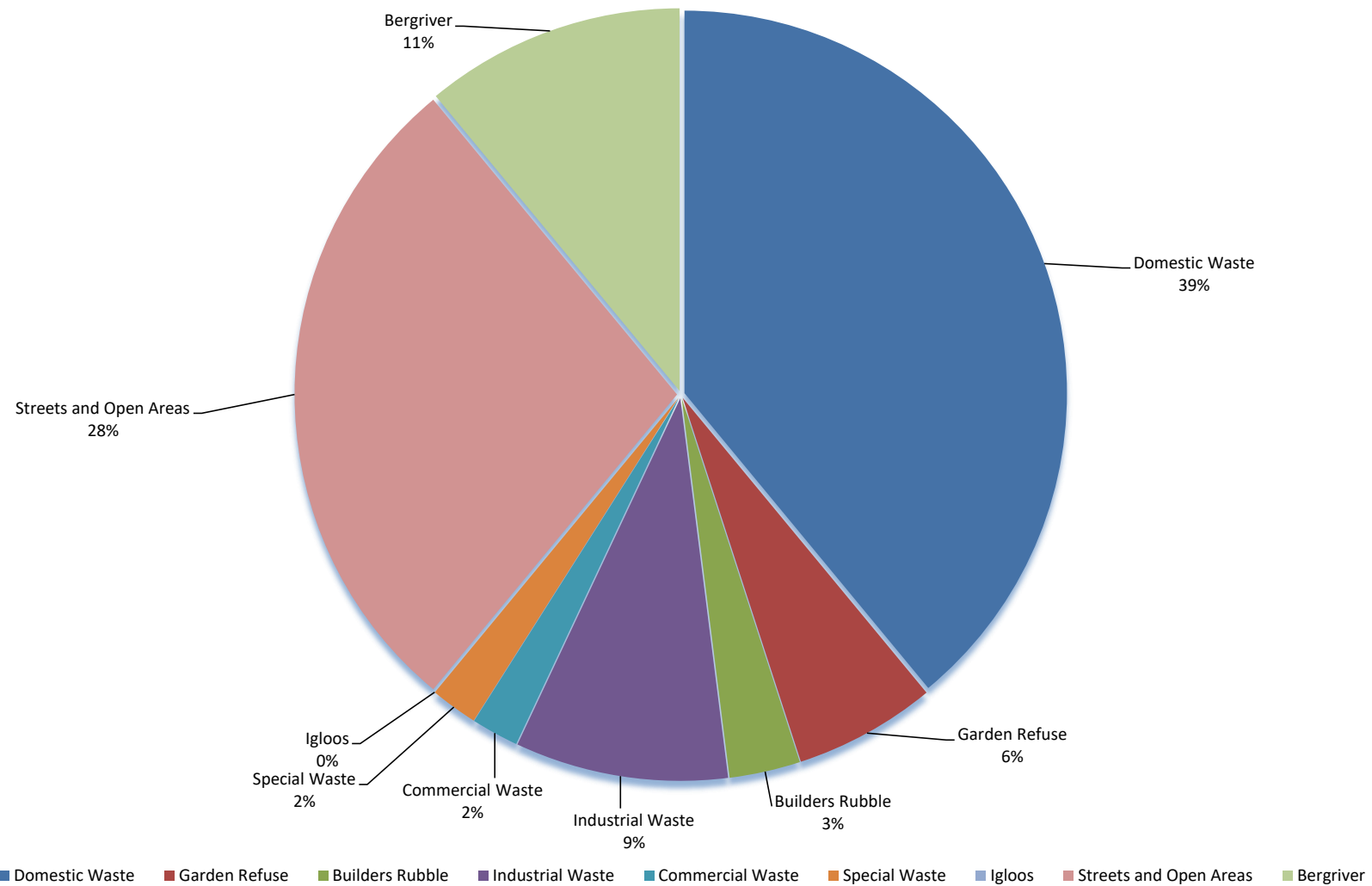


Cumulative Rainfall

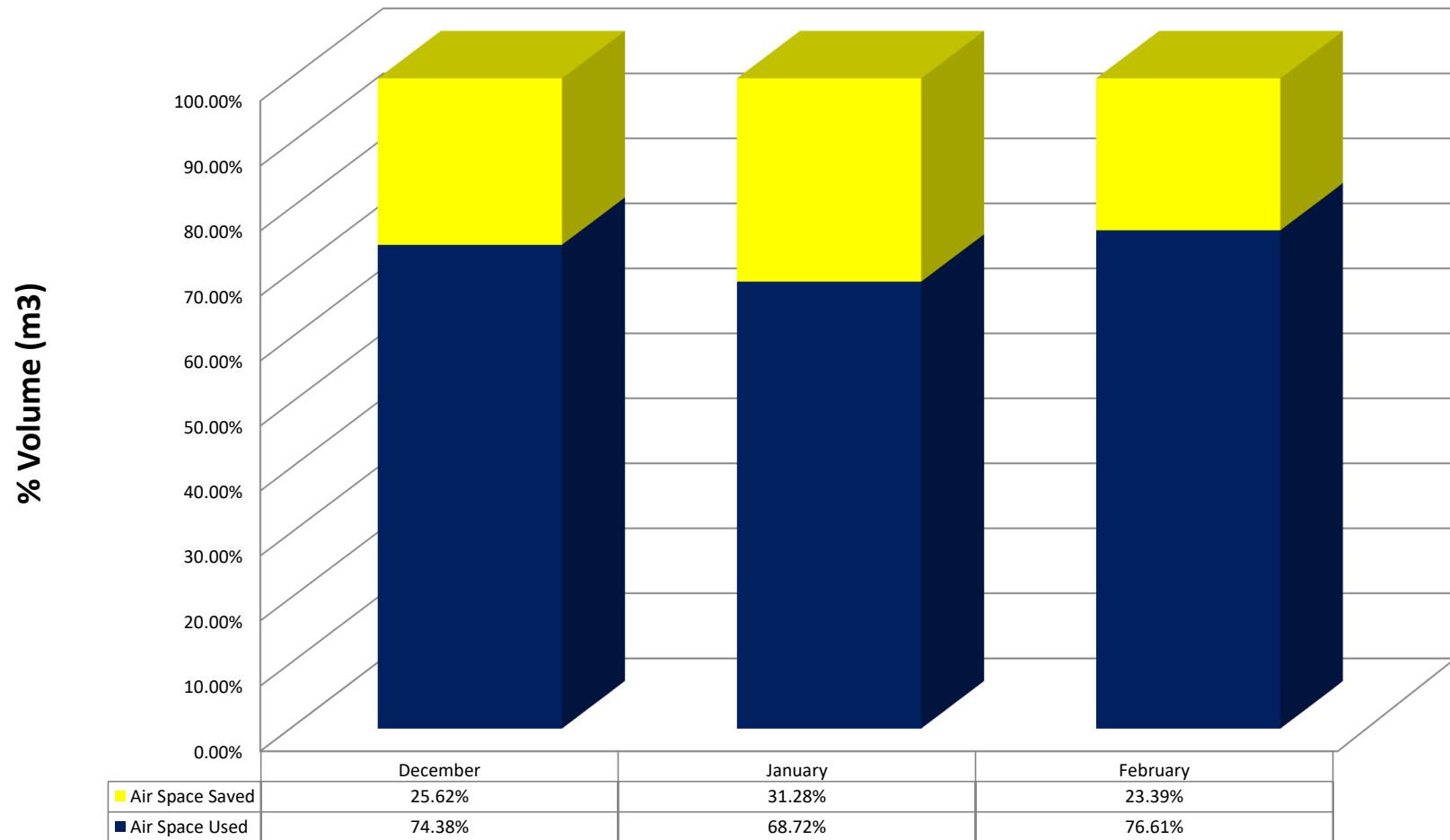
Graph 6.2



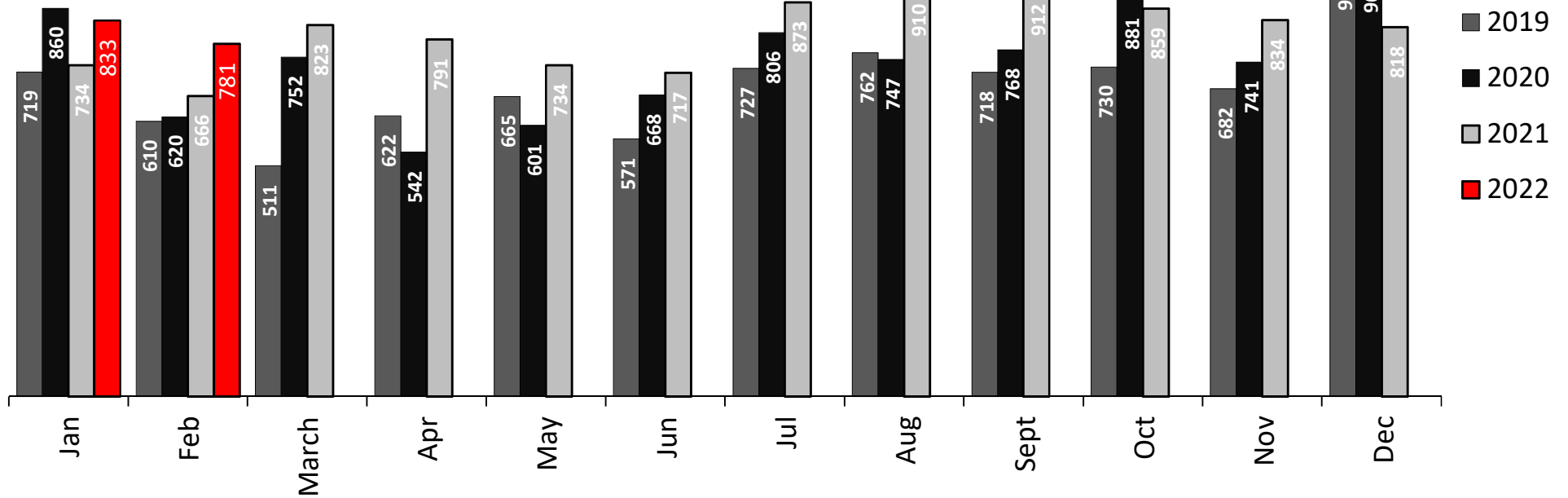
GRAPH 7
HIGHLANDS LANDFILL: COMPILATION OF REFUSE RECEIVED FEBRUARY 2022



GRAPH 8
HIGHLANDS LANDFILL: AIRSPACE STATISTICS
FEBRUARY 2022



MONTHLY SEWER INCIDENTS 2019 - 2022

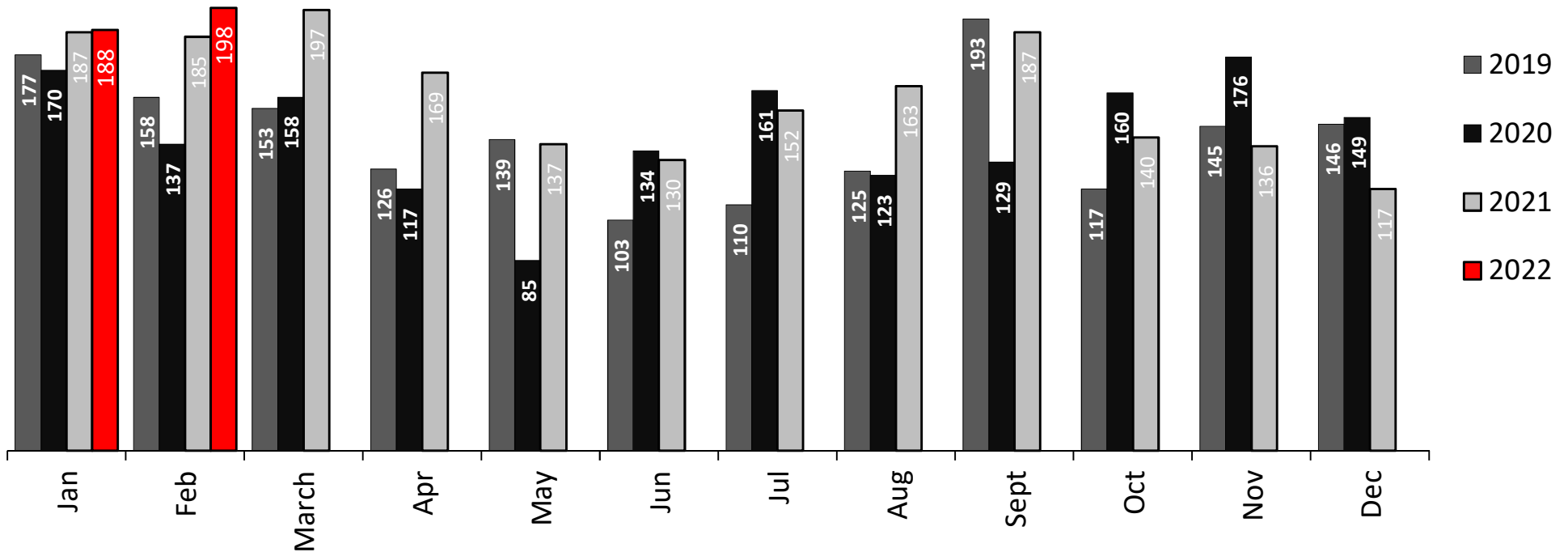


INCIDENT REPORT

SEWER - FEB 2022

TOWN	TOTAL	INCIDENTS NORMAL HOURS	INCIDENTS AFTER HOURS	% OVER TIME INCIDENTS	BLOCKAGE (mains)	BLOCKAGE (private)	PUMPING OF SEWER TANK
ABBOTSDALE	8	6	2	25%	2	3	3
CHATSWORTH	54	52	2	4%	1	0	53
DARLING	74	46	28	38%	47	4	23
KALBASKRAAL	33	33	0	0%	1	1	31
KORINGBERG	28	27	1	4%	2	0	26
MALMESBURY	82	62	20	24%	56	22	4
MOORREESBURG	92	62	30	33%	59	3	30
RIEBEEK - KASTEEL	35	31	4	11%	12	2	21
RIEBEEK - WES	71	69	2	3%	8	5	58
RIVERLANDS	4	3	1	25%	2	0	2
YZERFONTEIN	300	297	3	1%	0	2	298
	781	688	93	12%	190	42	549

MONTHLY WATER INCIDENTS 2019 - 2022



INCIDENT REPORT

WATER - FEB 2022

TOWN	TOTAL	INCIDENTS NORMAL HOURS	INCIDENTS AFTER HOURS	% OVER TIME INCIDENTS	PIPE BUSRTS	LEAKAGES	METER INCIDENTS
ABBOTSDALE	4	1	3	75%	0	3	1
CHATSWORTH	15	14	1	7%	0	6	9
DARLING	13	11	2	15%	1	1	11
KALBASKRAAL	4	2	2	0%	0	2	2
KORINGBERG	4	2	2	50%	0	3	1
MALMESBURY	97	65	32	33%	4	59	34
MOORREESBURG	36	28	8	22%	2	21	13
RIEBEEK - KASTEEL	4	2	2	50%	0	2	2
RIEBEEK - WES	6	1	5	83%	3	3	0
RIVERLANDS	6	3	3	50%	0	6	0
YZERFONTEIN	9	7	2	22%	0	2	7
	198	136	62	31%	10	108	80

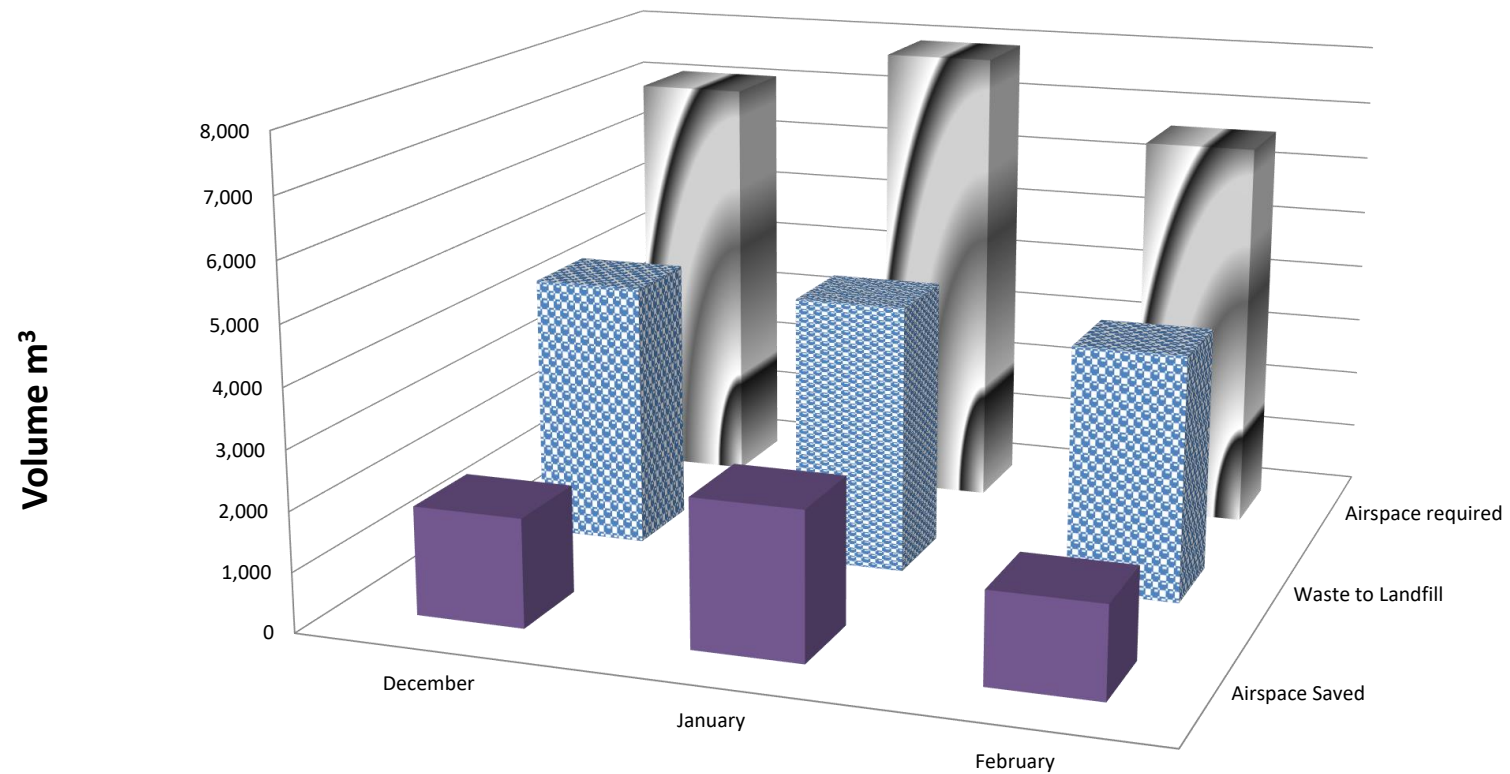


Performance Report Feb 2022

Sector	Focus Area	Name of projects	Start and End Date	Department	Work opportunities	TOTAL WORK DAYS	TOTAL FTE's	Male	Female	Disabilities	Progress	Contact person
Infrastructure	Road and stormwater System Development and Maintenance	Annual Maintenance of Road Signs	01/07/2021 - 30/06/2022	Civil	3	289	1.26	0	0	No	In Progress	Clayton Jacobs
Infrastructure	Development and maintenance of buildings	Maintenance of Municipal Buildings	01/07/2021 - 30/06/2022	Civil	2	266	1.16	0	0	No	In Progress	Clayton Jacobs
Infrastructure	Basic Infrastructure services, including water sewer	Annual Deforesting of Oxidation Dams	01/11/2021 - 28/02/2022	Civil	7	451	1.96	0	0	No	In Progress	Francois Malan
Enviromental and Cultural Sector	Waste Management	Cleaning Rivers and Open Spaces	01/07/2021 - 30/06/2022	Civil	7	917	3.99	0	0	No	In Progress	Annaline Siebritz
Enviromental and Cultural Sector	Waste Management	Sweeping Streets	01/03/2022 - 31/03/2022	Civil	0	0	0.00	0	0	No	0	Annaline Siebritz
Enviromental and Cultural Sector	Waste Management	Maintenance of Public Refuse Bins	30/07/2021 - 29/10/2021	Civil	4	546	2.37	0	0	No	In Progress	Annaline Siebritz
Infrastructure	Road and stormwater System Development and Maintenance	Cleaning Side Walks and Stormwater Channels	01/09/2021 - 29/04/2022	Civil	21	2,139	9.30	0	0	No	In Progress	Jerome Smith
Infrastructure	Basic Infrastructure services, including water sewer	Cleaning around Fire Hydrants and Resrviors	01/08/2021 - 30/06/2022	Civil	12	1,440	6.26	0	0	No	In Progress	Edwin Howburg
Enviromental and Cultural Sector	Parks and Beautification	Cleaning Cemeteries and Open Spaces	01/07/2021 - 30/06/2022	Civil	33	4,464	19.41	0	0	No	In Progress	Renate Du Plessis
Enviromental and Cultural Sector	Parks and Beautification	Superviviom of Play Parks	01/07/2021 - 30/06/2022	Civil	5	779	3.39	0	0	No	In Progress	Renate Du Plessis
Enviromental and Cultural Sector	Parks and Beautification	Maintenance of Sports Grounds	01/07/2021 - 30/06/2022	Civil	4	995	4.33	0	0	No	In Progress	Renate Du Plessis
Social Sector	Social Services	Cleaning Services	01/07/2021 - 30/06/2022	Corporate	1	357	1.55	0	0	No	In Progress	Ilse Look
Social Sector	Social Services	Access Control Officers	01/07/2021 - 30/06/2022	Corporate	8	756	3.29	0	0	No	In Progress	Sunet de Jongh
Social Sector	Social Services	Fire Service Duties	01/07/2021 - 30/06/2022	Protection	2	148	0.64	0	0	No	In Progress	Royston Harris
Social Sector	Social Services	Control Room Operater	01/07/2021 - 30/06/2022	Protection	1	76	0.33	0	0	No	In Progress	Royston Harris
Social Sector	Social Services	Development Services	01/07/2021 - 30/06/2022	Development	2	110	0.48	0	0	No	In Progress	Hillary Balie
Social Sector	Social Services	Data Capturer	01/07/2021 - 30/06/2022	Civil	0	183	0.80	0	0	No	In Progress	Jonhill Spies
Social Sector	Social Services	Placement of Beneficiaries on Serviced Erfs	01/10/2021 - 30/06/2022	Development	2	191	0.83	0	0	No	In Progress	Melvin Harmse
Infrastructure	Development and maintenance of buildings	Housing Project	01/11/2021-30/06/2022	Development	100	1,396	6.07	0	0	No	In Progress	Sylvester Arendse
Social Sector	Social Services	Archive	01/09/2021 - 30/11/2021	Corporate	0	0	0.00	0	0	No	0	Nicolette Brandt
Infrastructure	Electrical Works	Electrical Bulk Supply	02/08/2021 - 31/05/2022	Electrical	10	1,259	5.47	0	0	No	In Progress	Johan Van der Zandt
Infrastructure	Electrical Works	Upgrading of Electrical Networks	02/08/2021 - 031/05/2022	Electrical	4	436	1.90	0	0	No	In Progress	Johan Van der Zandt
Infrastructure	Basic Infrastructure services, including water sewer	Darling & Moorreesburg WWTW	01/07/2021 - 30/11/2021	Civil	1	3,064	13.32	0	0	No	In Progress	Jonhill Spies
Infrastructure	Basic Infrastructure services, including water sewer	Construction of Roads	01/01/2022 - 30/04/2022	Civil	14	753	3.27	0	0	No	In Progress	Jonhill Spies
Infrastructure	Basic Infrastructure services, including water sewer	Construction of Side Walks	14/02/2022-25/03/2022	Civil	20	339	1.47	0	0	No	In Progress	Jonhill Spies
Infrastructure	Basic Infrastructure services, including water sewer	Construction of Water Reticulation Networks	31/01/2022-18/02/2022	Civil	4	143	0.62	0	0	No	In Progress	Clarise Fortuin
Enviromental and Cultural Sector	Waste Management	Cleaning of Coastal Area	01/07/2021-30/06/2022	Civil	3	258	1.12	0	0	No	In Progress	Annaline Siebritz
Enviromental and Cultural Sector	Waste Management	Covid-19 Project	01/07/2021-30/06/2022	Civil	8	1,205	5.24	0	0	No	In Progress	Annaline Siebritz
TOTAL					278	22,960	99.83					

	TARGETS FOR 2020/2021	TOTALS ACHIEVED FOR 2020/2021
Work opportunities	264	294.00
Full Time Equavalents	127	99.83

GRAPH 9
RECYCLING AND USED AIRSPACE VOLUMES
FEBRUARY 2022
 (INCLUDES COVER MATERIAL)



	December	January	February
■ Airspace Saved	1,821	2,479	1,550
▣ Waste to Landfill	4,467	4,525	4,138
■ Airspace required	7,108	7,924	6,628

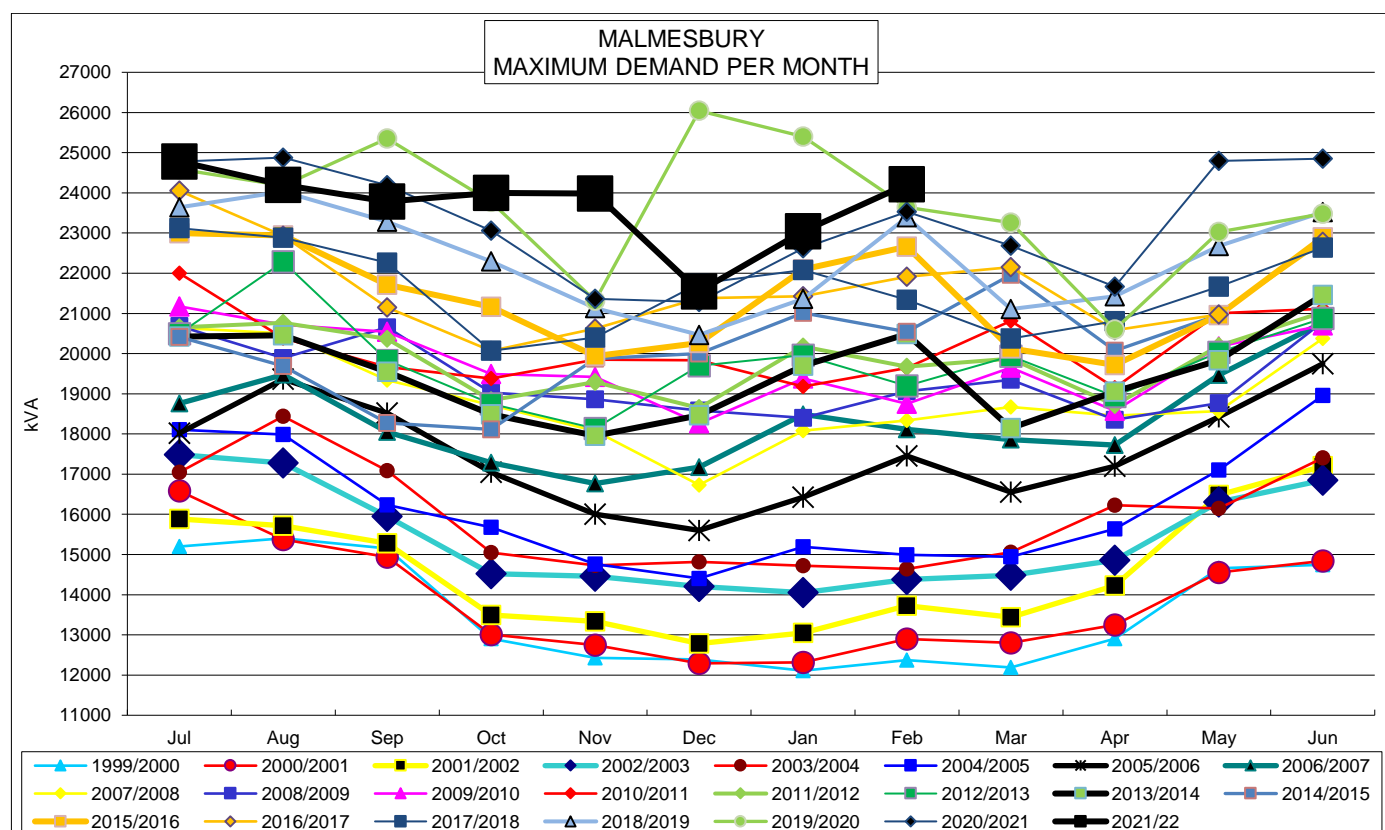
SWARTLAND MUNICIPALITY

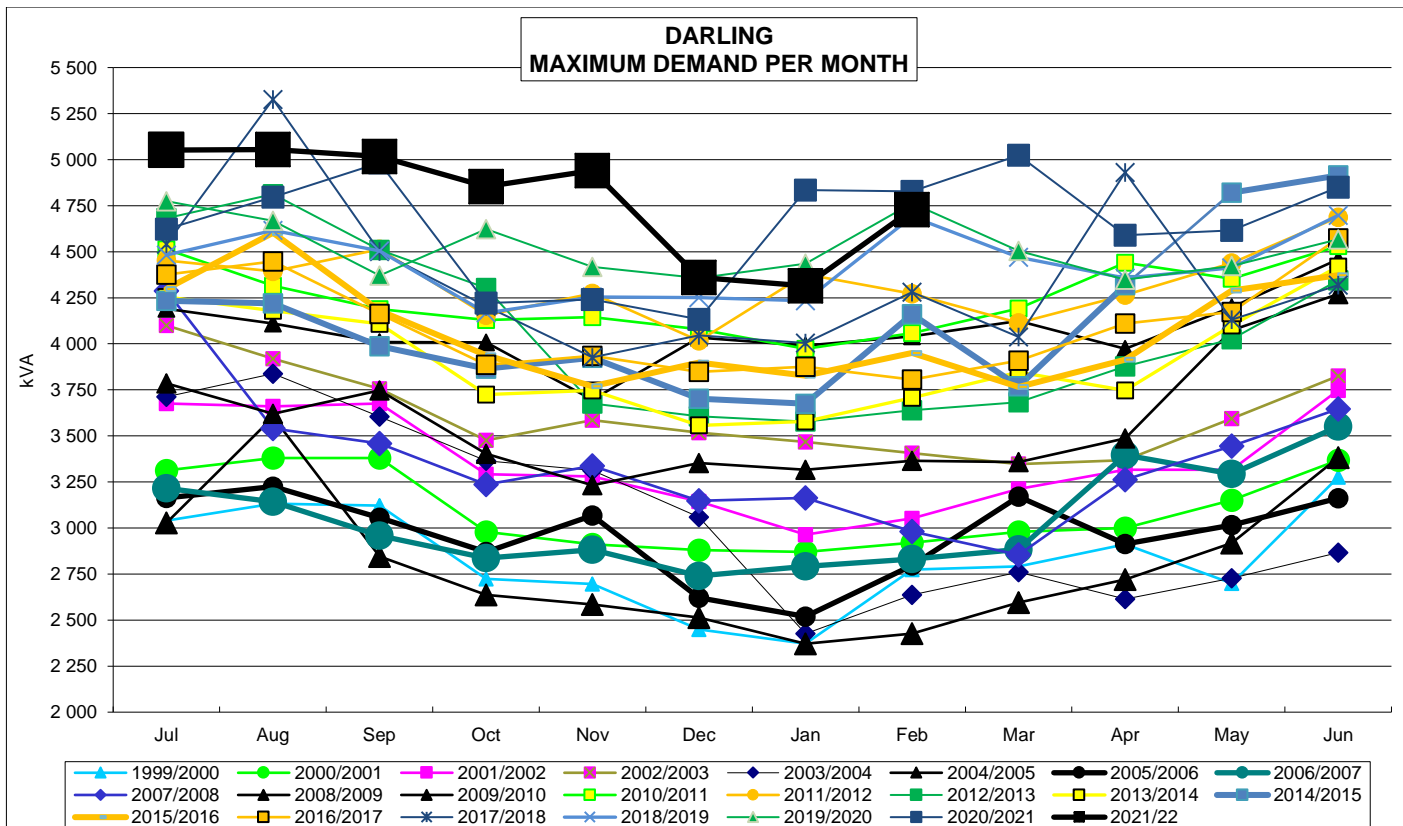
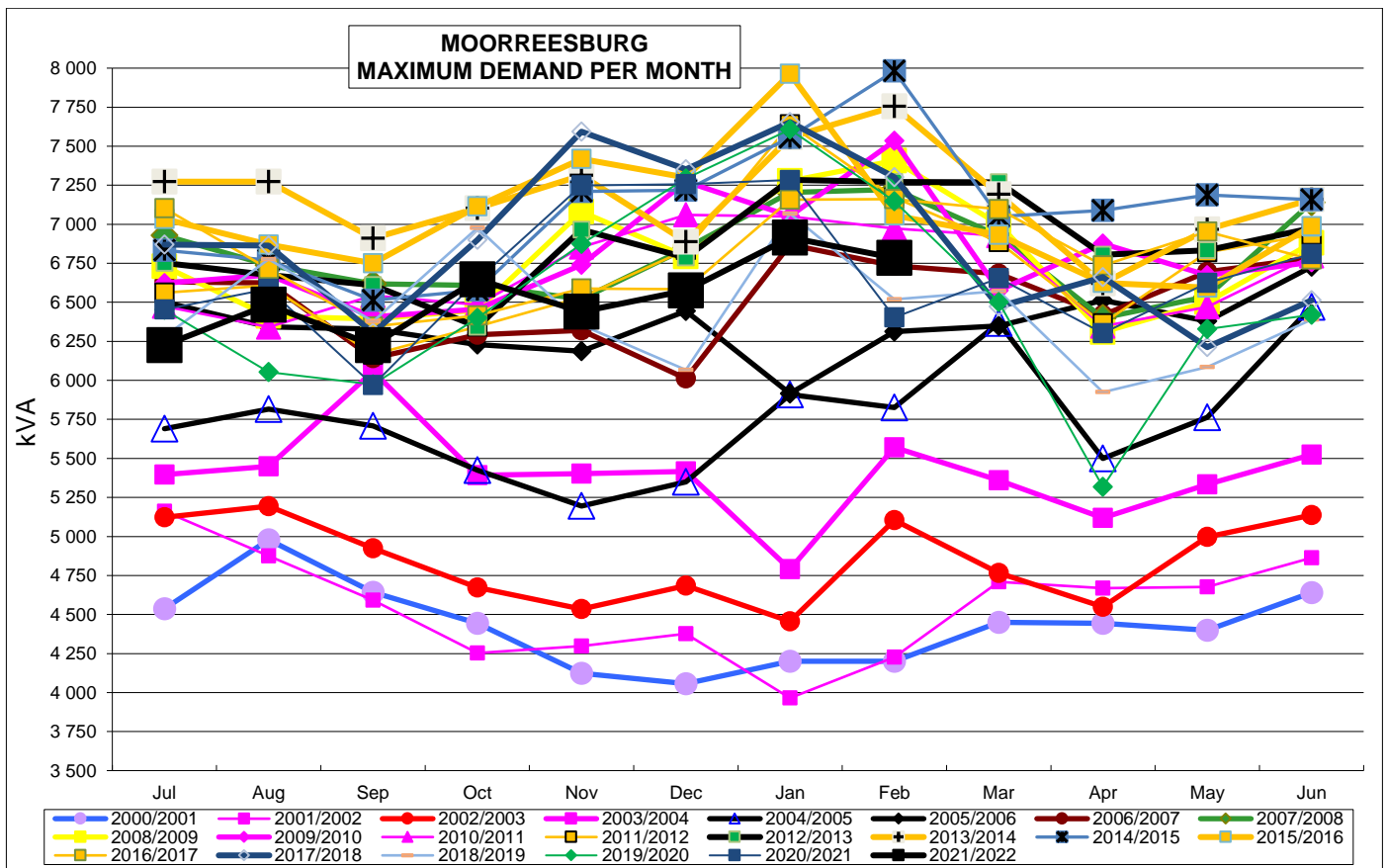
Office of the Director: Electrical Engineering Services
05 April 2022

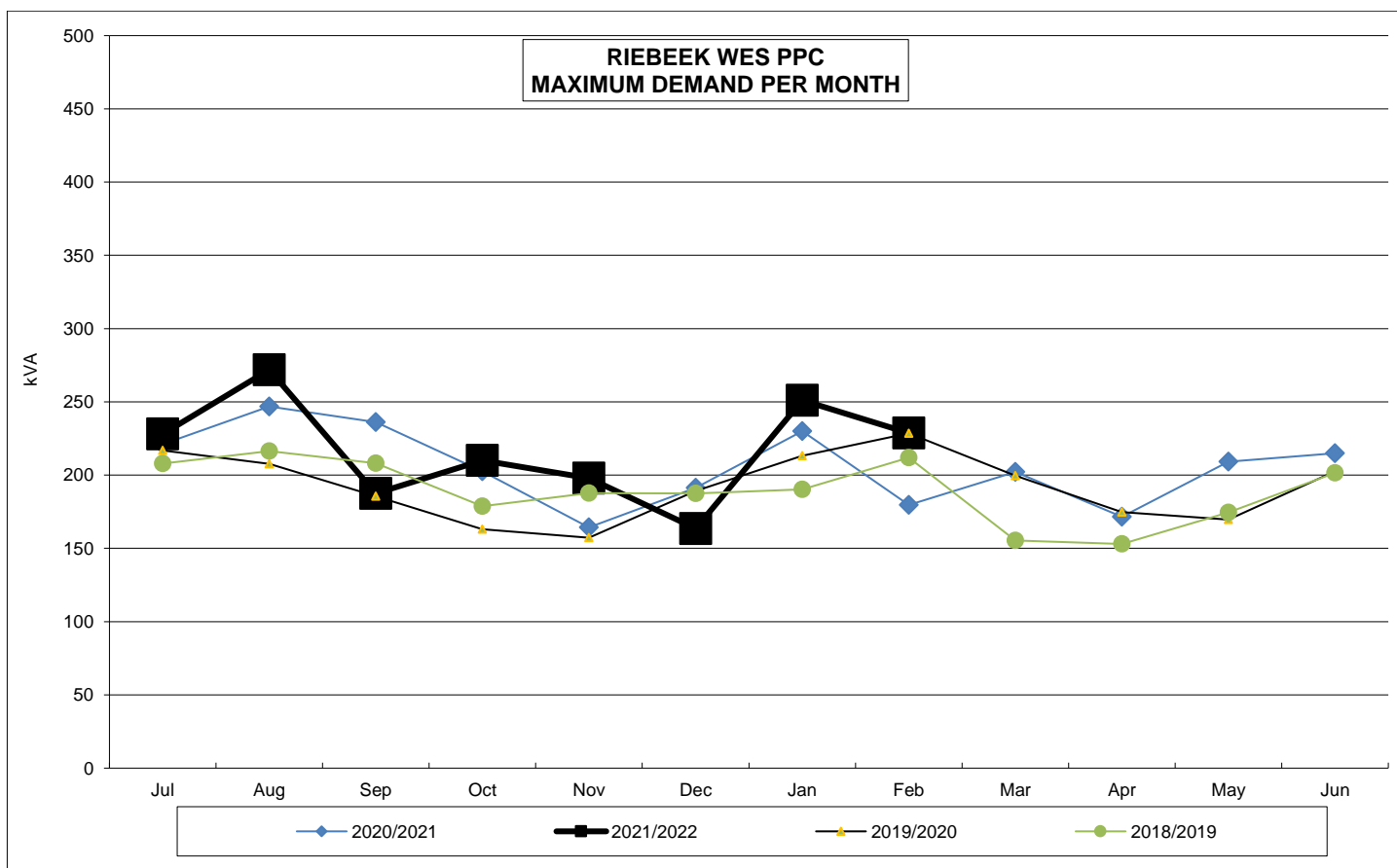
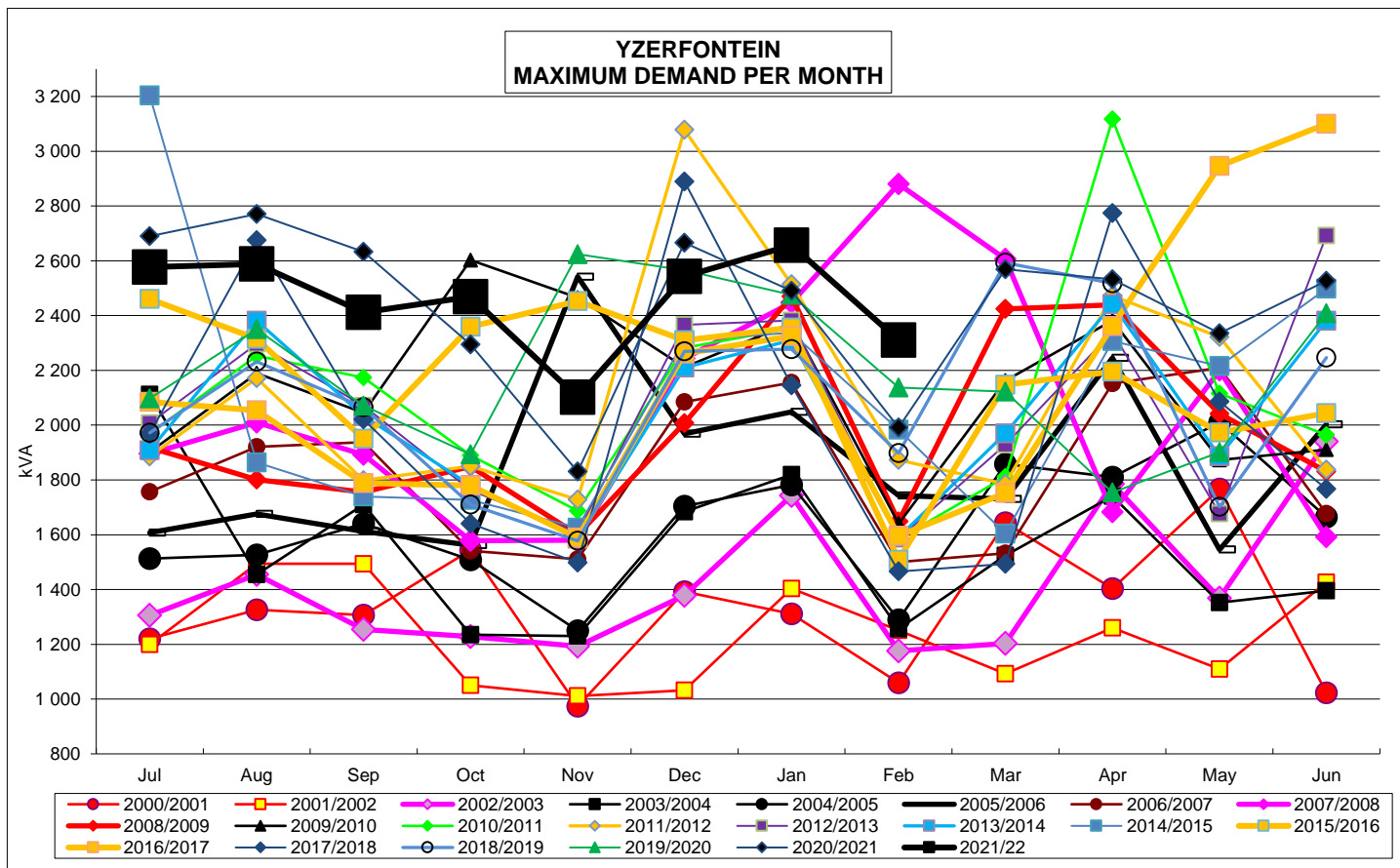
VERSLAG VAN DIE DEPARTEMENT ELEKTRIESE INGENIEURSDIENSTE VIR FEBRUARIE 2022 REPORT OF THE DEPARTMENT ELECTRICAL ENGINEERING SERVICES FOR FEBRUARY 2022

1. ELECTRICITY CONSUMPTION

ITEM	MALMESBURY		MOORREESBURG		DARLING		YZERFONTEIN		PPC ONGEGUND		TOTALS	
Purchase:												
Tariff structure	Megaflex		Megaflex		Megaflex		Miniflex		NS Rural & Landrate			
Notified MD (MVA)	29		8		5.5		3.9		0.3		46.7	
	Feb-21	Feb-22	Feb-21	Feb-22	Feb-21	Feb-22	Feb-21	Feb-22	Feb-21	Feb-22	Feb-21	Feb-22
Max. demand (MVA)	23.53	24.21	6.40	6.78	4.83	4.73	1.99	2.31	0.180	0.229	36.93	38.27
% Increase	2.90%		5.95%		-2.06%		16.01%		27.29%		3.61%	
Energy (GWh)	10.56	10.84	2.50	2.38	2.15	2.22	0.84	0.88	0.064	0.076	16.11	16.39
% Increase	2.64%		-4.53%		3.04%		4.75%		17.86%		1.75%	
Peak (GWh)	1.77	16.35%	0.4200	17.62%	0.3914	17.65%	0.1551	17.73%		N/a	2.3192	16.64%
Standard (GWh)	4.48	41.35%	1.0874	45.62%	0.9594	43.27%	0.3537	40.42%		N/a	5.7958	41.59%
Off-peak (GWh)	4.59	42.30%	0.8761	36.76%	0.8667	39.08%	0.3663	41.86%		N/a	5.8190	41.76%
Loadfactor	0.68		0.53		0.78		0.58		0.50		0.60	
Average Powerfactor	0.99		0.92		0.90		0.97		N/a		0.94	







2. ELECTRICITY INCOME AND EXPENDITURE

MNTH	MALMESBURY		MOORREESBURG		DARLING		YZERFONTEIN		RIEBEEK WES PPC		TOTAL	
	PURCHASE	INCOME	PURCHASE	INCOME	PURCHASE	INCOME	PURCHASE	INCOME	PURCHASE	INCOME	PURCHASE	INCOME
Jul/2021	R 24 065 619	R 22 247 130	R 5 317 303	R 5 426 383	R 4 150 190	R 3 375 274	R 2 008 492	R 2 383 175	R 209 202	R 146 179	R 35 750 806	R 33 578 141
Aug/2021	R 23 371 059	R 21 188 675	R 4 757 597	R 6 327 141	R 4 292 282	R 4 254 170	R 1 919 521	R 2 591 289	R 210 952	R 159 511	R 34 551 411	R 34 520 786
Sep/2021	R 13 995 414	R 19 318 897	R 3 225 181	R 5 535 138	R 2 949 749	R 3 597 939	R 1 373 533	R 2 058 237	R 148 743	R 123 270	R 21 692 620	R 30 633 481
Oct/2021	R 13 531 691	R 23 220 626	R 3 226 838	R 4 930 679	R 2 439 374	R 3 755 568	R 1 078 960	R 1 824 751	R 129 936	R 130 991	R 20 406 798	R 33 862 615
Nov/2021	R 13 265 470	R 19 357 929	R 3 416 394	R 4 016 674	R 2 433 762	R 3 644 320	R 1 040 565	R 1 819 051	R 124 245	R 101 718	R 20 280 436	R 28 939 692
Dec/2021	R 13 573 699	R 20 720 032	R 2 838 714	R 5 157 819	R 2 358 275	R 3 910 918	R 1 172 458	R 2 222 414	R 122 027	R 107 338	R 20 065 173	R 32 118 521
Jan/2022	R 14 178 538	R 20 361 185	R 3 553 307	R 5 149 475	R 2 450 822	R 3 826 359	R 1 246 997	R 2 168 483	R 144 717	R 117 589	R 21 574 380	R 31 623 090
Feb/2022	R 13 313 576	R 20 182 314	R 3 089 647	R 5 137 359	R 2 716 773	R 3 781 670	R 1 075 337	R 2 013 104	R 150 075	R 126 005	R 20 345 409	R 31 240 453
Mar/2022		R 0		R 0		R 0		R 0		R 0	R 0	R 0
Apr/2022		R 0		R 0		R 0		R 0		R 0	R 0	R 0
May/2022		R 0		R 0		R 0		R 0		R 0	R 0	R 0
Jun/2022		R 0		R 0		R 0		R 0		R 0	R 0	R 0
CUM TOT.	R 129 295 066	R 166 596 787	R 29 424 980	R 41 680 668	R 23 791 228	R 30 146 218	R 10 915 862	R 17 080 504	R 1 239 897	R 1 012 601	R 194 667 034	R 256 516 778
SURPLUS	R 37 301 721		R 12 255 688		R 6 354 989		R 6 164 641		-R 227 296		R 61 849 744	
% GROSS SURPLUS	22.4%		29.4%		21.1%		36.1%		-22.4%		24.1%	

3. PROJECTS

Refer to SDBIP.

4. Connections

DESCRIPTION	MALMESBURY	MOORREESBURG	DARLING	YZERFONTEIN
New credit meter connections	1	-	-	7
New pre-payment connections	3	1	1	2
Replacement of credit with pre-payment meters	1	-	-	2
Defective credit meters	1	-	-	2
Defective pre-payment meters	8	3	2	-

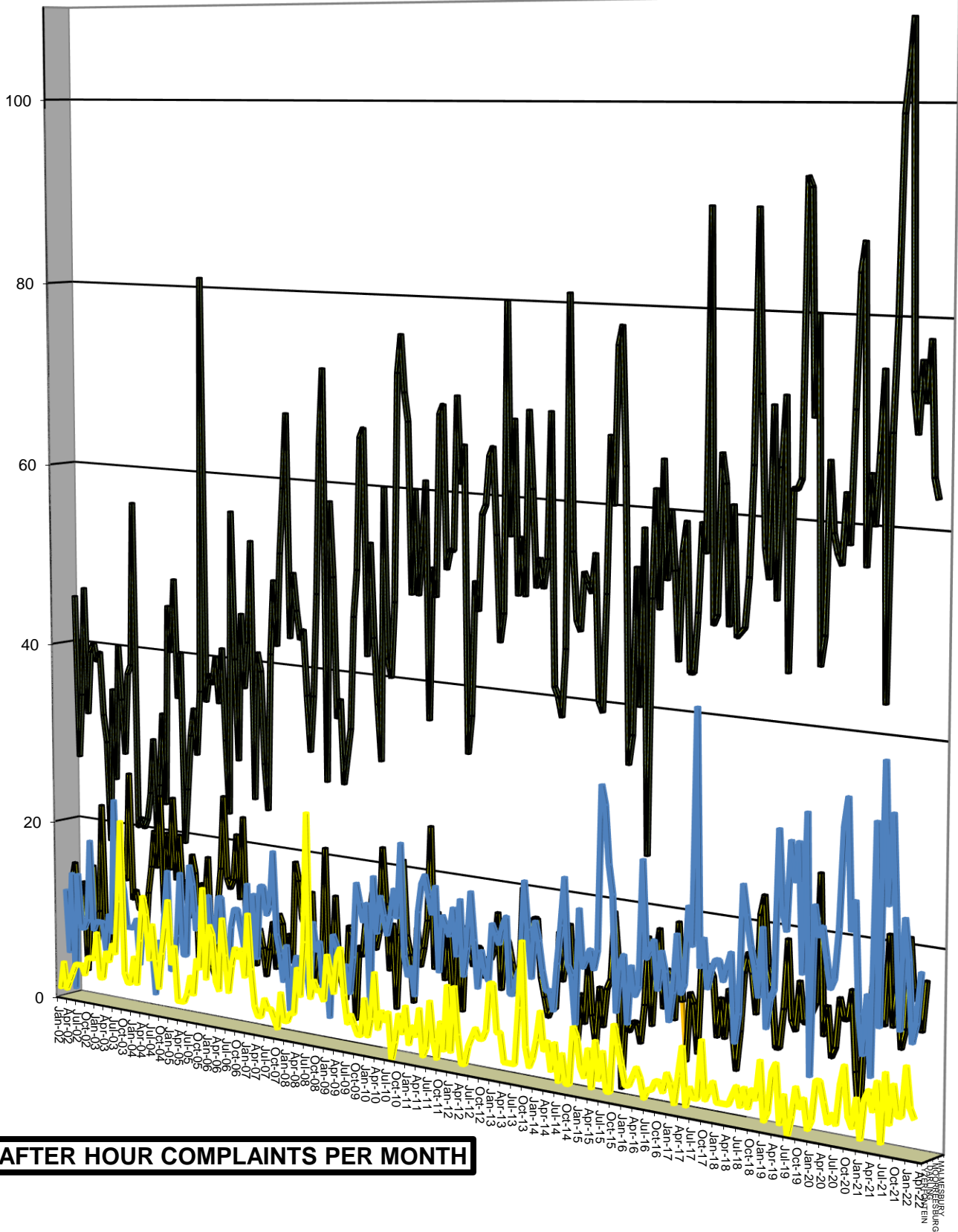
5. MAINTENANCE

5.1 Maintenance expenditure

VOTE	BUDGET	Jul-21	Aug-21	Sep-21	Oct-21	Nov-21	Dec-21	Jan-22	Feb-22	Mar-22	Apr-22	May-22	Jun-22
NETWORK MAINTENANCE	R 797 756	R 18 115	R 61 823	R 171 122	R 287 899	R 451 684	R 524 150	R 616 978	R 713 393				
STREETLIGHTS	R 580 000	R 38 848	R 193 431	R 274 334	R 287 117	R 327 893	R 391 411	R 397 139	R 412 410				
METERS	R 76 729	R 0	R 0	R 1 696	R 1 696	R 1 696	R 1 696	R 2 228	R 2 228				
MACHINERY	R 83 319	R 151	R 10 216	R 20 857	R 49 578	R 52 443	R 54 914	R 57 587	R 62 940				
RADIOS	R 8 282	R 0	R 0		R 0	R 0	R 0	R 0	R 2 824				
RADIO NETWORK	R 39 437	R 0	R 14 230	R 14 230	R 14 230	R 14 230	R 14 230	R 14 230	R 14 230				
FESTIVE LIGHTING	R 30 000	R 0	R 0	R 0	R 26 050	R 26 050	R 26 050	R 26 050	R 26 050				
TOTAL	R 1 615 523	R 57 114 3.54%	R 279 700 17.31%	R 482 239 29.85%	R 666 570 41.26%	R 873 997 54.10%	R 1 012 451 62.67%	R 1 114 212 68.97%	R 1 234 074 76.39%	R 0 0.00%	R 0 0.00%	R 0 0.00%	R 0 0.00%

5.2 CALLOUTS FOR REPAIRS AND MAINTENANCE

Feb-22	Total Complaints Logged	Complaints during office hours	Complaints during after hours	% After hour complaints
Darling	22	4	18	
Yzerfontein	44	40	4	
Moorreesburg	52	35	17	
Malmesbury	146	83	63	
Total Complaints	264	162	102	39%




AFTER HOUR COMPLAINTS PER MONTH

5.3 MAJOR AND PLANNED POWER SUPPLY DISRUPTIONS AND PUBLIC SAFETY RISKS

TOWN	DATE	~TIME	DESCRIPTION
MALMESBURY	02 02 22	22:00-00:05	Eskom loadshedding
	03 02 22	06:00-08:08	
	04 02 22	06:00-08:12	
	04 02 22	14:00-16:13	
	05 02 22	12:00-14:15	
	05 02 22	20:00-22:15	
	08 02 22	04:00-04:49	
	01 02 22	08:26-10:00	Unplanned disruption Goniwe street area. Cable fault located and repaired.
	02 02 22	10:43-11:30	Unplanned disruption Tinktinkie street. Electrical arcing on cable. Made safe and repaired.
	06 02 22	00:45-02:10	Lighting mast run over on N7. Made safe and remove.
	07 02 22	08:59-11:15	Unplanned disruption Riebeeck Kasteel Community Hall. Electrical distribution panel and cables damaged by vandalism and theft. Made safe.
	07 02 22	19:10-20:20	Unplanned disruption Zinnia street. Electrical lines on ground. Made safe and repaired.
	10 02 22	08:26-09:10	Low electrical line. Valk street. Made safe and repaired.
	10 02 22	14:44-15:25	Open and vandalised electrical distribution panel. Wistaria street. Made safe, repaired and secured.
	13 02 22	09:35-10:39	Open electrical distribution panel. Begonia street. Made safe, repaired and secured.
	27 02 22	09:02-11:25	Electrical pole run over by vehicle. Disa/Denneboom street. Made safe and reinstated.
MOORREES-BURG	02 02 22	12:00-14:13	Eskom loadshedding
	03 02 22	12:00-14:15	
	03 02 22	20:00-22:07	
	04 02 22	20:00-21:07	
	05 02 22	02:00-04:15	
	06 02 22	10:00-12:40	
	23 02 22	19:45-21:20	Electrical arcing on overhead lines. Malva street. Made safe and repaired.
	26 02 22	08:00-08:15	Unplanned disruption 50% of town. High voltage supply line trip on earth fault. Supply restored by transferring load to second supply line. Failed post insulator replaced afterwards and load reconnected.
DARLING YZERFONTEIN	02 02 22	00:00-02:12	Eskom loadshedding
	02 02 22	08:00-10:26	
	04 02 22	08:00-10:06	
	04 02 22	16:00-19:42	Eskom loadshedding extended. Eskom remote control failed. Supply reinstated by Eskom operator.
	05 02 22	14:00-16:07	Eskom load shedding
	05 02 22	22:00-00:09	
	03 02 22	06:35-11:10	Unplanned disruption. Dasseneiland minisubstation area. High voltage ring main unit failure. Ring main unit replaced and supply reinstated.
	20 02 22	07:30-12:33	Planned disruption. Jakaranda minisubstation area. Replacement and upgrading of minisubstation.
	25 02 22	10:00-10:30	Open electrical distribution panel. Dasseneiland street. Made safe, repaired and secured.

(SGN) R DU TOIT DIRECTOR: ELECTRICAL ENGINEERING SERVICES

SWARTLAND MUNICIPALITY
STRATEGIC MANAGEMENT SYSTEM



2021/2 - PERFORMANCE DIRECTORS (Quarterly)

Friday, April 01, 2022

Performance Objective	Key Performance Indicator	Quarterly Target	Achieved	Rating	Reasons / Interventions / Notes
Du Toit, Roelof - Director: Electrical Engineering Services					
Strategic Goal:	5 Sufficient, affordable and well-run services				
Strategic Objective:	Manage Electrical Engineering Services (Goal 5)				
pd-09-0064: Capital expenditure in line with budget and time frames	1: % of capital budget spent [Type=Qtr 4 Only]	3: 0.0% Qtr 4 (Between 95% and 105%)	0.0%		
		Monthly Result	Notes	Evidence	
		J: 39.3%	Budget = R25,897,122, YTD Actual = R10,179,574 (Committed = R4,613,838)	Documents\2021	
		F: 51.0%	Budget = R25,897,122, YTD Actual = R13,210,900 (Committed = R2,630,366)	Documents\2021	
		M:			
pd-09-0065: Capital project implementation	1: Average % completion of capital projects [Type=Qtr 4 Only]	3: 0.0% 90% for the year	0.0% <<Prev Qtr>> 31.9% cumulative		
		Monthly Result	Notes	Evidence	
		J: 50.7%		Spreadsheet at D	
		F: 53.3%		Spreadsheet at D	
		M:			
pd-09-0066: Operating expenditure in line with budget and time frames	1: % of operating budget spent [Type=Qtr 4 Only]	3: 0.0% Qtr 4 (Between 90% and 100%)	0.0% 50.8% cumulative		
		Monthly Result	Notes	Evidence	
		J: 50.8%	Budget = R364 266 357, YTD Actual = R185 400 482 (50.8%)	Documents\2021	
		F: 55.9%	Budget = R 379 285 136, YTD Actual = R 212 020 529 (55.9%)	Documents\2021	
		M:			
pd-09-0067: Workforce training roll-out	1: % of planned training sessions according to the Workplace Skills Plan realised [Type=Avg All]	3: 100.0%	0.0%		
		Monthly Result	Notes	Evidence	
		J: N/a	No training planned for January 2022	Documents\2021	
		F: N/a	No training planned for February 2022	Documents\2021	
		M:			

Performance Objective	Key Performance Indicator	Quarterly Target	Achieved	Rating	Reasons / Interventions / Notes
pd-09-0068: Council decision implementation	1: % of due council decisions initiated [Type=Avg All]	3: 0.0%	0.0%		
		Monthly Result	Notes		Evidence
		J: 100%	11/11 resolutions initiated/implemented		Documents\2021
		F: 100%	9/9 resolutions initiated/implemented		Documents\2021
		M:			
pd-09-0069: Performance and financial monitoring	2: Number of monthly performance assessments and reconciliation of departmental records of expenditure with finance records done [Type=Avg All]	3: 100.0% 3 per quarter	66.7% 2		
		Monthly Result	Notes		Evidence
		J: 1	10 Jan		SMS System
		F: 1	21 Feb		SMS System
		M:			
pd-09-0072: Assignments from the municipal manager completed	1: Number of written warnings received from municipal manager [Type=Avg All]	3: 100.0% 0 maximum	0.0%		
		Monthly Result	Notes		Evidence
		J: 0			N/a
		F: 0			N/a
		M:			
pd-09-0074: Equal employment opportunity management	1: % of employment opportunities applied for appropriate equity appointments [Type=Qtr 4 Only]	3: 0.0% 100% cumulative by end of June annually	0.0%		
		Monthly Result	Notes		Evidence
		J: N/a	No employment equity opportunities		Documents\2021
		F: N/a	No employment equity opportunities		Documents\2021
		M:			
pd-09-0075: Procurement in line with legal process	1: % compliance with SCM policy with the exception of approved deviations [Type=Avg All]	3: 100.0%	0.0%		
		Monthly Result	Notes		Evidence
		J: 100%	Total Requisitions= 39		Documents\2021
		F: 100%	Total Requisitions= 54		Documents\2021
		M:			

Performance Objective	Key Performance Indicator	Quarterly Target	Achieved	Rating	Reasons / Interventions / Notes
pd-09-0076: Audit issues resolved	1: % internal audit queries for which an action plan was submitted within 10 working days [Type=Avg All]	3: 100.0%	0.0%		
		Monthly Result	Notes		Evidence
		J: N/a F: N/a M:			
	2: % internal actions implemented within agreed time frame [Type=Avg All]	3: 100.0%	0.0%		
		Monthly Result	Notes		Evidence
		J: 100% F: N/a M:	No outstanding findings		Documents\2021
	3: % of Auditor General's queries (comafs) for which an action plan was submitted within 5 working days [Type=Qtr 2 & 3]	3: 100.0%	0.0%		
		Monthly Result	Notes		Evidence
		J: N/a F: N/a M:			
	4: % of Auditor General's findings implemented within agreed time frame [Type=Avg All]	3: 50.0%	0.0%		
		Monthly Result	Notes		Evidence
		J: N/a F: N/a M:			
pd-09-0077: Risk identification and control implementation	4: Chief Risk Officer / Internal Audit informed of any newly identified risks [Type=Avg All]	3: 100.0% Yes	0.0%		
		Monthly Result	Notes		Evidence
		J: N/a F: N/a M:			

Performance Objective	Key Performance Indicator	Quarterly Target	Achieved	Rating	Reasons / Interventions / Notes					
pd-09-0077: Risk identification and control implementation	5: Chief Risk Officer / Internal Audit informed of any changes in work procedures [Type=Avg All]	3: 100.0% Yes	0.0%							
		<table><tr><th>Monthly Result</th><th>Notes</th><th>Evidence</th></tr><tr><td>J: N/a F: N/a M:</td><td></td><td></td></tr></table>				Monthly Result	Notes	Evidence	J: N/a F: N/a M:	
	Monthly Result	Notes	Evidence							
	J: N/a F: N/a M:									
6: Chief Risk Officer / Internal Audit informed of any incidents where controls have failed (loss control register update) [Type=Avg All]	3: 100.0% Yes	0.0%								
	<table><tr><th>Monthly Result</th><th>Notes</th><th>Evidence</th></tr><tr><td>J: N/a F: N/a M:</td><td></td><td></td></tr></table>				Monthly Result	Notes	Evidence	J: N/a F: N/a M:		
Monthly Result	Notes	Evidence								
J: N/a F: N/a M:										
pd-09-0079: Invocoms held	1: Number of invocoms held [Type=Avg All]	3: 100.0% 3 per quarter	66.7% 2							
		<table><tr><th>Monthly Result</th><th>Notes</th><th>Evidence</th></tr><tr><td>J: 1 F: 1 M:</td><td>21 Jan 22 21`Feb 22</td><td>Minutes Mintutes</td></tr></table>				Monthly Result	Notes	Evidence	J: 1 F: 1 M:	21 Jan 22 21`Feb 22
	Monthly Result	Notes	Evidence							
	J: 1 F: 1 M:	21 Jan 22 21`Feb 22	Minutes Mintutes							
pd-10-0029: Average duration of vacancies reduced	1: Average duration of vacancies after decision was taken by management team to fill the post [Type=Avg All]	3: 100.0% 3 months maximum	0.0%							
		<table><tr><th>Monthly Result</th><th>Notes</th><th>Evidence</th></tr><tr><td>J: 0 mths F: 1 mnth M:</td><td></td><td>Documents\2021 Documents\2021</td></tr></table>				Monthly Result	Notes	Evidence	J: 0 mths F: 1 mnth M:	
	Monthly Result	Notes	Evidence							
	J: 0 mths F: 1 mnth M:		Documents\2021 Documents\2021							
pd-10-0030: Productive workforce	1: % of person days lost per month due to sick leave [Type=Avg All]	3: 100.0% 4% pm maximum	0.0% 4.8% pm average							
		<table><tr><th>Monthly Result</th><th>Notes</th><th>Evidence</th></tr><tr><td>J: 5.8% F: 3.8% M:</td><td>55/945 person days lost due to sick leave 33/880 person days lost due to sick leave</td><td>Documents\2021 Documents\2021</td></tr></table>				Monthly Result	Notes	Evidence	J: 5.8% F: 3.8% M:	55/945 person days lost due to sick leave 33/880 person days lost due to sick leave
	Monthly Result	Notes	Evidence							
	J: 5.8% F: 3.8% M:	55/945 person days lost due to sick leave 33/880 person days lost due to sick leave	Documents\2021 Documents\2021							

Performance Objective	Key Performance Indicator	Quarterly Target	Achieved	Rating	Reasons / Interventions / Notes
pd-12-0009: EPWP monitoring	1: Number of Full Time Equivalents (FTE's) for the financial year [Type=Qtr 4 Only]	3: 0.0%	0.0%		
		4 (103 for the whole organisation)	7.4 cumulative		
	2: Number of work opportunities created during the financial year [Type=Qtr 4 Only]	3: 0.0%			
		12 (296 for the whole organisation)	14 cumulative		
pd-14-0002: Asset safeguarding	4: All moveable assets that became unusable or that were lost or stolen reported immediately in the prescribed manner to the Head: Asset Management [Type=Avg All]	3: 100.0%	0.0%		
		Yes			
pd-14-0016: Communication Strategy implementation	5: All planned communication activities for the next financial year in terms of the Communication Strategy submitted to the Director Corporate Services [Type=Qtr 4 Only]	3: 0.0%	0.0%		
		Yes (annually by end of June)			

Performance Objective	Key Performance Indicator	Quarterly Target	Achieved	Rating	Reasons / Interventions / Notes
pd-14-0016: Communication Strategy implementation	6: Number of reports on all communication activities undertaken by the department submitted to the Director Corporate Services [Type=Avg All]	3: 100.0% 1 per quarter	0.0%		
		Monthly Result	Notes		Evidence
		J: 1 F: N/a M:	Q2 report submitted timeously		Documents\2021
pd-14-0024: General KPI: Improved access to electricity	1: % of urban households with access to electricity [Type=Avg All]	3: 100.0%	0.0%		
		Monthly Result	Notes		Evidence
		J: 100% F: 100% M:			Network layout dr Network layout dr
pd-17-0004: Issuing of safety clothing	1: All safety clothing issued [Type=Qtr 3 Only]	3: 100.0% Yes (by end of March)	0.0%		
		Monthly Result	Notes		Evidence
		J: N/a F: N/a M:			
pd-17-0009: Spending of grants	1: % spending of grants [Type=Qtr 4 Only]	3: 0.0% 100% by end of June	0.0% 4.3% cumulative		
		Monthly Result	Notes		Evidence
		J: 4.3% F: 4.3% M:	INEP grant: Budget = R8 355 000, YTD = R357 988 (4.3%) INEP grant: Budget = R8 355 000, YTD = R357 988 (4.3%)		Documents\2021 Documents\2021
pd-17-0080: Ensure that accurate revenue estimates are prepared in relation to operating requirements	1: Projected tariff increases determined for the budget of the new financial year [Type=Qtr 3 Only]	3: 100.0% Yes (annually by end of February)	0.0%		
		Monthly Result	Notes		Evidence
		J: N/a F: Yes M:			email to DF



**NOTULE VAN 'N VERGADERING VAN DIE ONTWIKKELINGSDIENSTE PORTEFEULJEKOMITEE
VAN DIE SWARTLAND MUNISIPALE RAAD GEHOU OP WOENSDAG, 9 MAART 2022 OM 11:10**

TEENWOORDIG:

RAADSLEDE:

Voorsitter, rdl G Vermeulen
Ondervoorsitter, rdl D G Bess

Booyesen, A M
Daniels, C
De Beer, J M
Le Minnie, I S

Pypers, D C
Rangasamy, M A (rdh)
Smit, N
Soldaka, P E

BEAMPTES:

Munisipale Bestuurder, mnr J J Scholtz
Direkteur: Beskermingsdienste, mnr P A C Humphreys
Direkteur: Elektriese Ingenieursdienste, mnr R du Toit
Direkteur: Korporatiewe Dienste, me M S Terblanche
Direkteur: Ontwikkelingsdienste, me J S Krieger
Direkteur: Siviele Ingenieursdienste, mnr L D Zikmann
Bestuurder: Begrotingskantoor, me H Papier
Komitee beampte, me S Willemse

1. OPENING/VERLOF TOT AFWESIGHEID

Die voorsitter verwelkom almal teenwoordig.

Die voorsitter bevestig die teenwoordigheid van raadslede wat dien op die Portefeuljekomitee:
Ontwikkelingsdienste.

Verlof tot afwesigheid word verleen aan die rdl M Ngozi en die Direkteur: Finansiële Dienste,
mnr M A C Bolton.

2. NOTULE

**2.1 NOTULES VAN 'N PORTEFEULJEKOMITEEVERGADERING (ONTWIKKELINGS-
DIENSTE) GEHOU OP 16 FEBRUARIE 2022**

BESLUIT

(voorgestel deur rdl N Smit, gesekondeer deur rdl D C Pypers)

Dat die notule van die Portefeuljekomiteevergadering (Ontwikkelingsdienste) gehou op
16 Februarie 2022 goedgekeur word, onderhewig aan die regstelling, dat "virtual"
verwyder word by die opskrif op bl 148.

3. AFVAARDIGINGS/VOORLEGGINGS/MEDEDELINGS

Geen

4. SAKE VOORTSPRUITEND UIT NOTULES

Geen

5. GEDELEGEERDE SAKE

5.1 MAANDVERSLAG: JANUARIE 2022

Die voorsitter lê die maandverslag ter tafel.



MINUTES OF A MEETING OF THE DEVELOPMENT SERVICES PORTFOLIO COMMITTEE OF THE SWARTLAND MUNICIPAL COUNCIL HELD ON WEDNESDAY, 9 MARCH 2022 AT 11:10

PRESENT:

COUNCILLORS:

Chairperson, cllr G Vermeulen
Deputy chairperson, cllr D G Bess

Booyesen, A M
Daniels, C
De Beer, J M
Le Minnie, I S

Pypers, D C
Rangasamy, M A (ald)
Smit, N
Soldaka, P E

OFFICIALS:

Municipal Manager, mr J J Scholtz
Director: Protection Services, mr P A C Humphreys
Director: Electrical Engineering Services, mr R du Toit
Director: Corporate Services, ms M S Terblanche
Director: Development Services, ms J S Krieger
Director: Civil Engineering Services, mr L D Zikmann
Manager: Budget Office, ms H Papier
Committee Officer, ms S Willemse

1. OPENING/APOLOGIES

The chairperson welcomed the members.

The chairperson confirmed the virtual presence of councillors serving on the Portfolio Committee: Development Services.

Apologies received from cllr M Ngozi and the Director Financial Services, mr M A C Bolton.

2. MINUTES

2.1 MINUTES OF A PORTFOLIO COMMITTEE MEETING (DEVELOPMENT SERVICES) HELD ON 16 FEBRUARY 2022

RESOLUTION

(proposed by cllr N Smit, seconded by cllr D C Pypers)

That the minutes of a Portfolio Committee Meeting (Development Services) held on 16 February 2022 are approved, subject to the correction, that "virtual" be removed from the heading on page 148.

3. SUBMISSIONS/DEPUTATIONS/COMMUNICATIONS

None

4. MATTERS ARISING FROM THE MINUTES

None

5. DELEGATED MATTERS

5.1 MONTHLY REPORT: JANUARY 2022

The chairperson tabled the monthly report.

Die Direkteur: Ontwikkelingsdienste, me J S Krieger, gee inligting deur insake die vordering met die onderskeie behuisingsprojekte, kleinboere in die munisipale area en die verskeie projekte wat in Swartland Munisipaliteit aangebied word deur Gemeenskapsontwikkeling.

Die Voorsitter meld dat rdl A M Booysen haar navrae oor behuisingskwessies op skrif aan die Direkteur: Ontwikkelingsdienste rig, om sodoende haar navrae te beantwoord.

Op navraag deur rdl P E Soldaka of die kleinboere teenwoordig was by die vergadering met die Departement van Landelike Ontwikkeling en Grondhervorming, meld die Direkteur: Ontwikkelingsdienste dat die kleinboere nie betrokke was by die vergadering nie. Die kleinboere is sedert 2019 egter betrokke by vergaderings tussen die munisipaliteit en die Departement van Landelike Ontwikkeling en Grondhervorming.

Ten slotte meld die Direkteur: Ontwikkelingsdienste dat die munisipaliteit 'n baie goeie verhouding het met die Voorsitter van die Kleinboerevereniging en dat kommunikasie altyd oorgedra word na afloop van bogenoemde vergaderings.

BESLUIT

(op voorstel van rdl D C Pypers, gesekondeer deur rdl D G Bess)

Dat kennis geneem word van die maandverslag van die Direktoraat Ontwikkelingsdienste vir Januarie 2022.

6. VERSLAGDOENING INSAKE GEDELEGEERDE BESLUITNEMING DEUR

Geen

7. SAKE VIR AANBEVELINGS AAN DIE UITVOERENDE BURGEMEESTER

Geen

**(GET) RDL G VERMEULEN
VOORSITTER**

The Director: Development Services, Ms J S Krieger, provided information on the progress of the various housing projects and the various projects presented in Swartland Municipality by Community Development.

The Chairperson stated that cllr A M Booysen should direct her inquiries about housing issues in writing to the Director: Development Services, in order to answer her queries.

On inquiry by cllr P E Soldaka whether the smallholder farmers were present at the meeting with the Department of Rural Development and Land Reform, the Director: Development Services stated that the smallholder farmers were not involved in the meeting. However, the smallholder farmers have been involved in meetings between the municipality and the Department of Rural Development and Land Reform since 2019.

In conclusion, the Director: Development Services stated that the municipality has a very good relationship with the Chairperson of the "Kleinboerevereniging" and that communication is always transferred after the above meetings.

RESOLUTION

(proposed by cllr D C Pypers, seconded by cllr D G Bess)

That cognisance be taken of the monthly report of the Directorate Development Services for January 2022.

6. REPORTING REGARDING DELEGATED DECISION MAKING BY

None

7. MATTERS FOR RECOMMENDATION TO THE EXECUTIVE MAYOR

None

**(SGD) CLLR G VERMEULEN
CHAIRPERSON**



Verslag ♦ Ingxelo ♦ Report

Kantoor van die Direkteur: Ontwikkelingsdienste
5 April 2022

7/1/2/2-2
WYK: n.v.t.

ITEM 5.1 VAN DIE AGENDA VAN 'N PORTEFEULJE KOMITEE VERGADERING (ONTWIKKELING EN BESKERMING) WAT GEHOU SAL WORD OP 13 APRIL 2022

ONDERWERP: SUBJECT:	MAANDVERSLAG (FEBRUARIE 2022): ONTWIKKELINGSDIENSTE MONTHLY REPORT (FEBRUARY 2022): DEVELOPMENT SERVICES
--------------------------------------	---

Attached are the following reports relating the functioning of the Development Services directorate during February 2022, in terms of Council's Strategic Management System:

Annexure A : Corporate Indicators: Director Development Services
Annexure B: Additional Reports from Divisional Heads

(get) J S Krieger

MUNICIPAL MANAGER

Performance Objective	Key Performance Indicator	Quarterly Target	Achieved	Rating	Reasons / Interventions / Notes
Krieger, Jo-Ann - Director: Development Services					
Strategic Goal:	3 Quality and sustainable living environment				
Strategic Objective:	Manage Development Services (Goal 3)				
pd-09-0048: Capital expenditure in line with budget and time frames	1: % of capital budget spent [Type=Qtr 4 Only]	3: 0.0% Qtr 4 (Between 95% and 105%)	0.0%		
		Monthly Result	Notes		Evidence
		J: 28.8%	Budget = R15,153,324, YTD Actual = R4,366,298 (Committed: R4,011)		Documents\2021
		F: 33.9%	Budget = R15,153,324, YTD Actual = R5,141,454 (Committed: R2,278,382)		Documents\2021
		M:			
pd-09-0049: Capital project implementation	1: Average % completion of capital projects [Type=Qtr 4 Only]	3: 0.0% 90% for the year	0.0% 30.0% cumulative		
		Monthly Result	Notes		Evidence
		J: 35%			Promun
		F: 45%			Promun
		M:			
pd-09-0050: Operating expenditure in line with budget and time frames	1: % of operating budget spent [Type=Qtr 4 Only]	3: 0.0% Qtr 4 (Between 90% and 100%)	0.0% 39.9% cumulative		
		Monthly Result	Notes		Evidence
		J: 39.9%	Budget = R53 056 846, YTD Actual = R 21 193 779 (39.9%)		Documents\2021
		F: 44.1%	Budget = R 53 533 515, YTD Actual = R 23 576 594 (44.1%)		Documents\2021
		M:			
pd-09-0051: Workforce training roll-out	1: % of planned training sessions according to the Workplace Skills Plan realised [Type=Avg All]	3: 100.0%	0.0%		
		Monthly Result	Notes		Evidence
		J: N/a	No training planned for January 2022		Documents\2021
		F: N/a	No training planned for February 2022		Documents\2021
		M:			

Performance Objective	Key Performance Indicator	Quarterly Target	Achieved	Rating	Reasons / Interventions / Notes
pd-09-0052: Council decision implementation	1: % of due council decisions initiated [Type=Avg All]	3: 100.0%	0.0%		
		Monthly Result	Notes		Evidence
		J: 100%	27/27 resolutions initiated/implemented		Documents\2021
		F: 100%	7/7 resolutions initiated/implemented		Documents\2021
		M:			
pd-09-0053: Performance and financial monitoring	2: Number of monthly performance assessments and reconciliation of departmental records of expenditure with finance records done [Type=Avg All]	3: 100.0% 3 per quarter	66.7% 2		
		Monthly Result	Notes		Evidence
		J: 1	11 Jan		SMS System
		F: 1	23 Feb		SMS System
		M:			
pd-09-0056: Assignments from the municipal manager completed	1: Number of written warnings received from municipal manager [Type=Avg All]	3: 100.0% 0 maximum	0.0%		
		Monthly Result	Notes		Evidence
		J: 0			N/a
		F: 0			N/a
		M:			
pd-09-0058: Equal employment opportunity management	1: % of employment opportunities applied for appropriate equity appointments [Type=Qtr 4 Only]	3: 0.0% 100% cumulative by end of June annually	0.0%		
		Monthly Result	Notes		Evidence
		J: 100%	1/1 employees appointed in terms of the EE Plan		Documents\2021
		F: N/a	No employment equity opportunities		
		M:			
pd-09-0059: Procurement in line with legal process	1: % compliance with SCM policy with the exception of approved deviations [Type=Avg All]	3: 100.0%	0.0%	0.0	
		Monthly Result	Notes		Evidence
		J: 100%	Total Requisitions= 32		Documents\2021
		F: 100%	Total Requisitions= 52		Documents\2021
		M: 100%	Total Requisitions= 63		Documents\2021

Performance Objective	Key Performance Indicator	Quarterly Target	Achieved	Rating	Reasons / Interventions / Notes
pd-09-0060: Audit issues resolved	1: % internal audit queries for which an action plan was submitted within 10 working days [Type=Avg All]	3: 100.0%	0.0%		
		Monthly Result	Notes		Evidence
		J: N/a F: 100% M:	Housing audit report		Documents\2021
	2: % internal actions implemented within agreed time frame [Type=Avg All]	3: 100.0%	0.0%		
		Monthly Result	Notes		Evidence
		J: 91% F: 91% M:	1 of 11 Findings to be implemented 1 finding to be implemented		Documents\2021 Documents\2021
	3: % of Auditor General's queries (comafs) for which an action plan was submitted within 5 working days [Type=Qtr 2 & 3]	3: 100.0%	0.0%		
		Monthly Result	Notes		Evidence
		J: N/a F: N/a M:			
	4: % of Auditor General's findings implemented within agreed time frame [Type=Avg All]	3: 50.0%	0.0%		
		Monthly Result	Notes		Evidence
		J: N/a F: N/a M:			
pd-09-0061: Risk identification and control implementation	3: Chief Risk Officer / Internal Audit informed of any newly identified risks [Type=Avg All]	3: 100.0% Yes	0.0%		
		Monthly Result	Notes		Evidence
		J: N/a F: N/a M:			

Performance Objective	Key Performance Indicator	Quarterly Target	Achieved	Rating	Reasons / Interventions / Notes					
pd-09-0061: Risk identification and control implementation	4: Chief Risk Officer / Internal Audit informed of any changes in work procedures [Type=Avg All]	3: 100.0% Yes	0.0%							
		<table><tr><th>Monthly Result</th><th>Notes</th><th>Evidence</th></tr><tr><td>J: N/a F: N/a M:</td><td></td><td></td></tr></table>			Monthly Result	Notes	Evidence	J: N/a F: N/a M:		
	Monthly Result	Notes	Evidence							
	J: N/a F: N/a M:									
5: Chief Risk Officer / Internal Audit informed of any incidents where controls have failed (loss control register update) [Type=Avg All]	3: 100.0% Yes	0.0%								
	<table><tr><th>Monthly Result</th><th>Notes</th><th>Evidence</th></tr><tr><td>J: N/a F: N/a M:</td><td></td><td></td></tr></table>			Monthly Result	Notes	Evidence	J: N/a F: N/a M:			
Monthly Result	Notes	Evidence								
J: N/a F: N/a M:										
pd-09-0063: Invocoms held	1: Number of invocoms held [Type=Avg All]	3: 100.0% 3 per quarter	100.0% 3	3.0						
		<table><tr><th>Monthly Result</th><th>Notes</th><th>Evidence</th></tr><tr><td>J: 1 F: 1 M: 1</td><td>24 January 2022 24 February 2022 24 March 2022</td><td>Documents\2021 Documents\2021 Documents\2021</td></tr></table>			Monthly Result	Notes	Evidence	J: 1 F: 1 M: 1	24 January 2022 24 February 2022 24 March 2022	Documents\2021 Documents\2021 Documents\2021
Monthly Result	Notes	Evidence								
J: 1 F: 1 M: 1	24 January 2022 24 February 2022 24 March 2022	Documents\2021 Documents\2021 Documents\2021								
pd-10-0035: Average duration of vacancies reduced	1: Average duration of vacancies after decision was taken by management team to fill the post [Type=Avg All]	3: 100.0% 3 months maximum	0.0%							
		<table><tr><th>Monthly Result</th><th>Notes</th><th>Evidence</th></tr><tr><td>J: N/a F: N/a M:</td><td>No vacancies No vacancies</td><td>Documents\2021 Documents\2021</td></tr></table>			Monthly Result	Notes	Evidence	J: N/a F: N/a M:	No vacancies No vacancies	Documents\2021 Documents\2021
Monthly Result	Notes	Evidence								
J: N/a F: N/a M:	No vacancies No vacancies	Documents\2021 Documents\2021								
pd-10-0036: Productive workforce	1: % of person days lost per month due to sick leave [Type=Avg All]	3: 100.0% 4% pm maximum	0.0% 2.8% pm average							
		<table><tr><th>Monthly Result</th><th>Notes</th><th>Evidence</th></tr><tr><td>J: 3.5% F: 2.1% M:</td><td>24/693 person days lost due to sick leave 14/660 person days lost due to sick leave</td><td>Documents\2021 Documents\2021</td></tr></table>			Monthly Result	Notes	Evidence	J: 3.5% F: 2.1% M:	24/693 person days lost due to sick leave 14/660 person days lost due to sick leave	Documents\2021 Documents\2021
Monthly Result	Notes	Evidence								
J: 3.5% F: 2.1% M:	24/693 person days lost due to sick leave 14/660 person days lost due to sick leave	Documents\2021 Documents\2021								

Performance Objective	Key Performance Indicator	Quarterly Target	Achieved	Rating	Reasons / Interventions / Notes											
pd-12-0011: EPWP monitoring	1: Number of Full Time Equivalents (FTE's) for the financial year [Type=Qtr 4 Only]	3: 0.0%	0.3%													
		5 (103 for the whole organisation)	5.94 cumulative													
		<table><tr><th>Monthly Result</th><th>Notes</th><th>Evidence</th></tr><tr><td>J: 1.2</td><td></td><td>Documents\2021</td></tr><tr><td>F: 0.3</td><td></td><td>Documents\2021</td></tr><tr><td>M:</td><td></td><td></td></tr></table>			Monthly Result	Notes	Evidence	J: 1.2		Documents\2021	F: 0.3		Documents\2021	M:		
	Monthly Result	Notes	Evidence													
	J: 1.2		Documents\2021													
	F: 0.3		Documents\2021													
M:																
2: Number of work opportunities created during the financial year [Type=Qtr 4 Only]	3: 0.0%	0.0%														
	14 (296 for the whole organisation)	114 cumulative														
	<table><tr><th>Monthly Result</th><th>Notes</th><th>Evidence</th></tr><tr><td>J: 10</td><td></td><td>Documents\2021</td></tr><tr><td>F: 1</td><td></td><td>Documents\2021</td></tr><tr><td>M:</td><td></td><td></td></tr></table>			Monthly Result	Notes	Evidence	J: 10		Documents\2021	F: 1		Documents\2021	M:			
Monthly Result	Notes	Evidence														
J: 10		Documents\2021														
F: 1		Documents\2021														
M:																
pd-14-0004: Asset safeguarding	4: All moveable assets that became unusable or that were lost or stolen reported immediately in the prescribed manner to the Head: Asset Management [Type=Avg All]	3: 100.0%	0.0%	0.0												
		Yes														
		<table><tr><th>Monthly Result</th><th>Notes</th><th>Evidence</th></tr><tr><td>J: N/a</td><td></td><td></td></tr><tr><td>F: N/a</td><td></td><td></td></tr><tr><td>M: N/a</td><td></td><td></td></tr></table>			Monthly Result	Notes	Evidence	J: N/a			F: N/a			M: N/a		
Monthly Result	Notes	Evidence														
J: N/a																
F: N/a																
M: N/a																
pd-14-0018: Communication Strategy implementation	3: All planned communication activities for the next financial year in terms of the Communication Strategy submitted to the Director Corporate Services [Type=Qtr 4 Only]	3: 0.0%	0.0%													
		Yes (annually by end of June)														
		<table><tr><th>Monthly Result</th><th>Notes</th><th>Evidence</th></tr><tr><td>J: N/a</td><td></td><td></td></tr><tr><td>F: N/a</td><td></td><td></td></tr><tr><td>M:</td><td></td><td></td></tr></table>			Monthly Result	Notes	Evidence	J: N/a			F: N/a			M:		
Monthly Result	Notes	Evidence														
J: N/a																
F: N/a																
M:																

Performance Objective	Key Performance Indicator	Quarterly Target	Achieved	Rating	Reasons / Interventions / Notes
pd-14-0018: Communication Strategy implementation	4: Number of reports on all communication activities undertaken by the department submitted to the Director Corporate Services [Type=Avg All]	3: 100.0% 1 per quarter	0.0%		
		Monthly Result	Notes		Evidence
		J: 1 F: N/a M:	Q2 report submitted timeously		Documents\2021
pd-17-0006: Issuing of safety clothing	1: All safety clothing issued [Type=Qtr 3 Only]	3: 100.0% Yes (by end of March)	0.0%		
		Monthly Result	Notes		Evidence
		J: N/a F: N/a M:			
pd-17-0011: Spending of grants	1: % spending of grants [Type=Qtr 4 Only]	3: 0.0% 100% by end of June	0.0% 23.2% cumulative		
		Monthly Result	Notes		Evidence
		J: 23.2% F: 25.7% M:	HS grant: Budget (capital) = R14 600 000 YTD = R3 308 747 (22.7%) HS grant: Budget (operating) = R26 560 000, YTD = R6 128 559 (23.1%) Mun Accreditation and Capacity Building: Budget = R252 000, YTD = R174 945 (69.4%) Community Development Workers: Budget = R38 000, YTD = R15 000 (39.5%) Total: Budget = R41 450 000 , YTD = R9 627 251 (23.2%) HS grant: Budget (capital) = R11 794 000 YTD = R3 308 747 (28.1%) HS grant: Budget (operating) = R26 366 000, YTD = R6 381 464 (24.2%) Mun Accreditation and Capacity Building: Budget = R252 000, YTD = R177 670 (70.5%) Community Development Workers: Budget = R38 000, YTD = R24 824 (65.3%) Total: Budget = R38 450 000 , YTD = R9 892 706 (25.7%)		Documents\2021 Documents\2021
pd-17-0082: Ensure that accurate revenue estimates are prepared in relation to operating requirements	1: Projected tariff increases determined for the budget of the new financial year [Type=Qtr 3 Only]	3: 100.0% Yes (annually by February)	0.0%		
		Monthly Result	Notes		Evidence
		J: N/a F: Yes M:			Documents\2021

Division: Human Settlements

MONTHLY REPORT – FEBRUARY 2022

ABBREVIATIONS

DEPARTMENT OF HUMAN SETTLEMENTS (DHS)

INTEGRATED RESIDENTIAL DEVELOPMENT PROGRAMME (IRDP)

UPGRADING INFORMAL SETTLEMENTS PROGRAMME (UISP)

PROJECT INITIATION DOCUMENT (PID)

PROJECT FEASIBILITY REPORT (PFR)

PROJECT IMPLEMENTATION READINESS REPORT (PIRR)

NO.	NAME OF PROJECT	STATUS
1	Riebeek Kasteel Service Site Project	The project makes provision for 435 serviced sites.
		Services 100 % completed
		434 subsidies has been approved
		433 erven has been handover
		431 title deeds has been registered.
		2 Outstanding tile deeds
		390 structures have been erected on erven.
		Eskom is busy with the installation of electricity to the structures.
		Gordian Fencing has been appointed for the erection of fencing between the project & neighbouring farmer.
		The project has been completed.
2	De Hoop Catalytic Project	The project will take place in a phased approach and will create ± 2000 opportunities
		The first phase of the project will comprise of 395 opportunities. The remaining ± 1 605 units will be constructed over a period of 2 -6 financial years subject to the availability of funding received from DHS.
		The contractor, EXEO have been appointed for the installation of services and the project is 100% completed
		Received PIRR approval for the construction of 200 top structures in the 2021/22 financial year and 195 top structures in the 2022/23 financial year.
		The contract between the relevant parties has been concluded.
		The tender for the construction of houses has been awarded to Simply Do Construction (PTY) Ltd.
		In terms of the National Housing Code On the 30 th September 2020 National Department of Human Settlements informed the municipalities

		about the budget cuts and the new directive whereby only the following people will qualify for Top structures (houses) The Aged, Persons with Disabilities and Military Veterans in line with the date of application on the waiting list.
		199 Foundations, 187 wall plates & 136 roofs has been completed.
		The first houses will be handover to beneficiaries in April 2022.
		200 houses will be completed before end of June 2022
3	Chatsworth Service Site Project	The project makes provision for 130 serviced sites.
		Received PID approval from DHS
		Awaits POA from HDA
		Busy with negotiations between different stakeholders
4	Darling Project (FLISP)	The project makes provision for 36 units/erven.
		Received land-use approval.
		Asla is busy with the township layout planning.
		Received PFR approval from DHS.
		Awaits PIRR approval from DHS before we can commence with the installation of engineering services.
5.	Riebeek West & Kalbaskraal Fencing	The tender has been awarded and the project will be completed before end of June 2022.
6.	Riverlands I/S	The project makes provision for 8 erven.
		6 subsidies has been approved
		The Department of DHS however indicated that due to a shortage of funding the budget for all individual subsidies has been depleted and will only be replenished on 01 April 2022.

MANAGER: HUMAN SETTLEMENTS

DEVELOPMENT SERVICES: COMMUNITY DEVELOPMENT



Monthly Council Report FEBRUARY 2022

EXECUTIVE SUMMARY: COMMUNITY DEVELOPMENT

• Introduction

As part of the Development Service Department: Community Development division strategic Key Performance Indicators (KPI's) were established as part the performance management system. The Community Development Division is reporting monthly on the Key Performance Indicators.

There is a link between the KPI's, IDP and the Swartland Municipal Social Development Policy and Strategy, which has six strategic focus areas. For reporting to the Portfolio Committee, feedback will be given in terms of the Key Performance Indicators as follows:

Key Performance Area: Community Development:

FOCUS AREA – EARLY CHILDHOOD DEVELOPMENT:

Legislation applicable: Children's Act of 2005, Constitution Schedule 4B and 5B

Ph-09-0114: Promote the development of child facilities

Key Performance Indicators (KPI's):

1. Number of capacity building sessions with ECD organisation in the Swartland municipal area:

- We have a target of 10 capacity-building sessions with ECD organisation for the year. For the month of February 2022, one capacity-building sessions was held. NPO information follow-up session with DAM (Riebeek-Kasteel on 14 February 2022).

Our target for the year is to have of 10 capacity building sessions with ECD organisations.

2. Number of Quarterly reports on the implementation of capacity building intervention sessions submitted to the director:

- Each quarter of the financial year reporting is done on the capacity building interventions in order to determine if the sessions had an impact on the ECD organisations. Quarterly Report due in March 2022.

3. Number of unregistered facilities assisted to register their facilities:

- It is essential to assist unregistered facilities on a continuous basis to ensure they become legal. For the month of February 2022, ten ECD facilities were assisted to register their facilities.

The ECD facilities that was assisted: Little Darling Educare Darling; Riverside Aftercare Kalbaskraal; Riverlands POP Centre; Little Angels Educare Riverlands; Tiny Tots Educare Chatsworth; Kammaland Speelskool Malmesbury; Vuyolwethu Creche Moorreesburg; Asterix Primary Middelpoos Farm; Little Smiles Malmesbury; Babbelbekkies Kleuterskool Moorreesburg.

Key Performance Area: Community Development:

FOCUS AREA – YOUTH DEVELOPMENT:

Legislation applicable: Constitution of RSA 1996 section 152 (1) c

Ph-09-0115: Promote the capacity of young adults

Key Performance Indicators (KPI's):

1. Number of people (including youths) assisted with career guidance and information about economic opportunities:

- Throughout the year Swartland Municipality's youth office assist people with career guidance and information. For the month of **February 2022**, 342 people including youth were assisted with applications in the following way:

Job application forms: Swartland Municipality application form (37 people); Swartland Municipality Database EPWP forms (60 people); Z83 forms (45 people); WCDM (1 person) Opportunities

(Training/Workshop/Vacancies) (140 people);HWSETA Phlebotomy Learnership interviews (12 people)

On a monthly basis the youth office, also circulate job opportunities to relevant stakeholders, community, NGO's, government departments electronically via e-mail. Career guidance is also done at the Thusong centre where the youth office is based.

2. Number of youths from the Swartland community who entered into job opportunities with assistance from the Youth office

- The youth office link with government departments, the private sector, businesses and NGO's to assist youth of the Swartland to enter into job opportunities. For the month of January 2022, nine youth entered into a job opportunity (8 Youth was assisted by the Youth Office to start at Cleophas Construction in January 2022 and 1 Youth was appointed as CLO for JVZ Construction.

3. Number of training, internships and learnership opportunities in collaboration with other Departments with the assistance from the Youth Office:

For the month of February 2022, five youth entered into a learnership opportunity. One youth started with the Phlebotomy Learnership HWSETA from 18 February 2022 for 3 years; one youth started at the University of Stellenbosch with the SchiMathus Programme and one youth started with an online Public Administration course. Another youth enrolled at Rosebank College Cape Town with a Logistics online course and one youth entered into a BED Senior Phase Teaching at CPUT. Target for the year is 10 learnerships for the year.

Key Performance Area: Community Development:

Focus: Vulnerable people:

Legislation applicable: Constitution of RSA 1996 section 153 (a) Schedule 4B &5B

Ph-09-0116: Promote access to social development services for vulnerable people

Key Performance Indicators (KPI's):

1. Number of people reached through government services at the Ilingeletu Thusong Centre:

- The target for the Thusong Centre is to render services to people visiting the centre. The following services were rendered at the Thusong Centre for February 2022:

SASSA (490 people); CAPE ACCESS (24 people); Thusong office services (982); DEPARTMENT OF LABOUR (187); USAASA (312); DOA (34)

In total 2029, people were reached at the Ilingeletu Thusong Centre.

2. Number of Thusong Mobile Outreaches implemented in the Swartland Municipal area:

- The Thusong Mobile outreaches is a mechanism to take services to the people with anchor departments such as (SASSA, Home Affairs, DSD; DOL). In the Swartland Municipal area, Thusong Mobile Outreaches is not subject to the anchor department, but we include NGO's, other government departments, and businesses to collectively render services to communities.

For the month of February 2022, no Thusong Mobile Outreaches was held. The target for the year is to have 5 Thusong Mobile Outreaches.

3. Report to the Director Development Services on the number of referrals from the Community Development Division

- This KPI was developed in order to capture how many referrals are done to other departments where people need assistance. Follow-up is done to determine if people were helped. The following referrals was done for the month of February 2022: SM Youth Office to SEDA (1); SM Youth Office to the Development Department (1); Youth Office to DSD (1); Youth Office to WCED (1); Youth Office to

Sinethemba (1); Youth Office to the Provincial DSD Office (1); Youth Office to Samaai Construction (1). Total referrals was seven for the month.

4. Number of life skills programmes

- This category includes any session where capacity of the individual or group were built which excludes business or vocational training or ECD capacity building training. It might include amongst others: health awareness raising, financial literacy, youth camps, arts and culture projects, food kitchens (only if it was accompanied with capacity building). We have a target of 30 life skill programmes for the year

A total of six life skills sessions was held for February 2022. Youth office link with the Department of Labour for Career Guidance Sessions:

- 2 February 2022: DOL Career Guidance and Support Job Preparedness Malmesbury (49 youth attended)
- 15 February 2022: DOL Career Guidance and Support Job Preparedness Chatsworth (36 youth attended)
- 22 February 2022: DOL Career Guidance and Support Job Preparedness Riverlands (29 youth attended)
- 28 February 2022: DOL Career Guidance and Support Job Preparedness Malmesbury (17 youth attended)
- Swartland Local Drug Action Committee Strategic Planning Session on 16 February 2022 where 38 LDAC members attended.
- GBV awareness session was held in Saamstaan as part of the ABT initiative on 15 February 2022

Key Performance Area: Community Development:

Focus: Local Economic Development :

Legislation applicable: Constitution of RSA 1996 section 152 (1) c

Ph-09-0118: Support local economic development through skills development

Key Performance Indicators (KPI's):

1. Number of entrepreneurship training workshops held by referring existing businesses to SEDA and NYDA (2 for the year):

- SEDA Basic Business Training Riebeek-Kasteel for the Riebeek Valley entrepreneurs on 17 February 2022 where 19 entrepreneurs attended the training and on 22 February 2022 at Riebeek-Kasteel 19 entrepreneurs from the Riebeek Valley attended the costing and pricing training from SEDA

2. Report on the impact of training workshops, which caused an increase in income, and quality of life of participants submitted annually by August

- Monitoring and Evaluation are completed and submitted to the Executive Mayoral Council by August 2021 of the impact on the quality of life of participants. The impact report of the 2020/2021 financial year is available at the Manager: Community Development.

Key Performance Area: Community Development:

Focus: Strategic planning/ Community Participation and LED:

Legislation applicable: Systems Act 32 of 2000 Chapter 4 17 (1) c, (2) d; Constitution of the RSA 1996 section 41 (h)

Ph-13-0004: Number of meetings with Social Development Forum

Key Performance Indicators (KPI's):

1. Number of meetings with Social Development Forum

- The Department of Social Development has the mandate to drive social development needs, where the municipality has a co-ordination role in terms of social development. DSD is the chairperson of the Social development Forum and the municipality the secretariat. We need to meet on a quarterly basis

to strategically discuss the focus areas: Child Protection, Victim Empowerment, Substance Abuse and School dropouts.

No SSDF meeting was held in February 2022

The Meetings take place once a quarter, therefore the next SSDF meeting is scheduled for 10 March 2022.

Key Performance Area: Community Development:

Focus: Socio-Economic Assessments:

Ph-16-0001: Support the coordination of disaster management

Key Performance Indicators (KPI's):

-Socio-economic assessment are done when a disaster occur. All households receive humanitarian assistance (food parcels, blankets) irrespective the nature of the disaster. For the month of September 2021, the following disasters was reported :. The incidents are captured on collaborator and submitted to the finance department to finalise their process.

The following socio-economic assessments were done in **February 2022:**

16 Kanarie Street Malmesbury; House between F31 and Hardware Store Silvertown; 71 Gousblom Street Malmesbury; 44 Madeliefie Street Riebeek-Kasteel (Main house and wendy house); A50 Sibanye Square Moorreesburg; 47 Olyfboom Street Moorreesburg (Main house & shack); 30 Sonneblom Street Moorreesburg

Key Performance Area: Community Development:

Focus: Educational Programmes (Holiday Programmes):

Ph-18-0002:

Key Performance Indicators (KPI's):

- Number of educational programmes implemented (2 per annum)
- No educational programmes for November and December 2021; the next school holiday program will be in June/July 2022

Community Development

Planned Project: April- May 2022

YOUTH DEVELOPMENT:

<u>DATE</u>	<u>ACTIVITY</u>	<u>VENUE AND TIME</u>
19 April 2022	DOL Career Guidance session	Withoogte Hall 10h00-15h00
21 April 2022	DOL Career Guidance session	Broodkraal Community Hall 10h00-15h00
22 April 2022	DOL Career Guidance session	Goedgedacht College Hall 10h00-15h00
	May 2022	
	Ongoing Career Guidance to Youth of the Swartland Municipal Area	

April 2022		
<u>DATE</u>	<u>ACTIVITY</u>	<u>VENUE AND TIME</u>
23 April 2022	Kinderland Academy Training	Town Hall Malmesbury 10h00

	May 2022	
4-5 May 2022	ECD Training (Requirements in terms of Contracts with Department of Labour/ UIF)	Town Hall Malmesbury 10h00
	Ongoing assistance to ECD facilities to register their facilities Monitoring and Evaluation of ECD facilities	

Thusong Mobiles:

<u>DATE</u>	<u>ACTIVITIES</u>	<u>VENUE AND TIME</u>
21 April 2022	Annual Stakeholders engagement –drafting of 2022/2023 Thusong mobile calendar dates with Government departments; NGO's and Public Sector	Thusong Centre Ilingeletu 10h00
13 May 2022	Thusong outreach targeting the farms - Government services	Broodkraal community hall, Broodkraal 10h00
14 June 2022	Riverlands and Chatsworth SARS mobile outreach – government services	Riverlands Pop Centre, Riverlands

SMME workshops:

A collaboration between SEDA and SARS to capacitate Swartland entrepreneurs to become Tax Compliant will be hosted in May 2022 (The date will be confirmed)

Conclusion

- The Community Development Division honour Swartland Municipality's Vision: Hope and a dignified life for all people.

MANAGER: COMMUNITY DEVELOPMENT

Division: Environmental and Occupational Health Facilities

Monthly Report – February 2022

a) Occupational Health and Safety

Occupational Health and Safety – Regulated by the Occupational Health and Safety Act 85 of 1993

- ✚ Have established Health and Safety Committee – **Meetings held quarterly – meeting held on 24 February 2022.**
- ✚ Workstations with Safety Reps.
- ✚ Report on the numbers and detail of injuries on duty to the Compensation Commissioner.
- ✚ Injured workers reports injury on duty to our offices for assistance to see medical practitioner – **Ongoing: x7 injuries.**
- ✚ Serious injury report to Department of Labour – regarding death or loss of limbs – unconsciousness – 14 day IOD leave or more. **None**
- ✚ Submit claims to Department of Labour – **Comp Easy, ongoing.**
- ✚ Health and Safety specifications on construction sites – drawn up and inspections take place by Health and Safety Agent – **AD Astra. Site inspections weekly on different sites.**
- ✚ Safety inspections carried out (Start Card) Safety System developed for Swartland Municipality – **Ongoing.**

b) Environmental Health

- Designated Air Quality Officer for Swartland Municipality as well as Noise Control Officer.
- Keeping a database of Fuel Burning process (boilers) in Swartland Municipal area.
- Measure in respect of dust, noise and offensive odours – control of dust – noise and offensive odours – **Ongoing, as needed.**
- Pest Control as requested on municipal property – **Ongoing: No requests.**
- 3 Months pest control program concentrating on Drains/Stormwater of the whole Swartland Municipal area – **Yearly during February, March and April – in process.**
- Interaction with Western Cape Government Environmental Affairs and Development Planning regarding Air Quality and Noise Control – **Provincial Air Quality Officers & Noise Control Forum, 16 & 17 February 2022.**
- Licencing Authority for issuing Business Licence – under Business Act 1991 – **Business Licence issued – Ongoing: x6 Business Licences.**
- Inspection – Notices to overgrown erven in Swartland Municipal area – **Inspections done/ongoing.**

c) Yzerfontein Caravan Park

- Chalets fully operational.
- All stands at the caravan park is operational.

Reporting of Covid 19 for Swartland Municipality

- Regulated by Disaster Management Act (57/2002)
- Swartland Municipality implemented a Workplace Preparedness Plan – training on the plan took place at various occasions and every employee is familiar with the plan.
- Discussions of the plan took place with employers, employees and trade unions.
- Daily screening at the workplace to be done – daily questionnaire.
- Buildings/offices to be sanitize when necessary (Covid positive).
- Reporting at JOC meeting.

PPE for the virus:

- Face masks
- Surgical gloves
- Hand sanitizing
- Face shields for workers with co-morbidities

Prevention:

- Washing and sanitizing of hands
- Avoid touching the face with unwashed hands
- Avoid close contact with people
- Cover your cough or sneeze in your elbow

Symptoms:

- Mild to severe respiratory illness with -
 - Fever
 - Cough
 - Difficult breathing
 - Sore throat

MANAGER: Environmental and Occupational Health Facilities

Division: Built Environment (Planning)

Monthly Report – February 2022

Decisions taken by Authorised Employee: February 2022

- **Building plan** Erf 2688, Darling - side building line : Approved 22 February 2022
- **Building plan** Erf 3188, Malmesbury - side building line : Approved 22 February 2022
- **Building plan** Erf 2871, Darling - side building line : Approved 21 February 2022
- Proposed subdivision on Erf 53, Koringberg : Approved 16 February 2022
- Rezoning and consent use on Farm 663, division Malmesbury : Approved 10 February 2022
- Proposed consent use on portion 3 of the Farm no.881, Division Malmesbury: Approved 10 February 2022
- Proposed rezoning, subdivision and consolidation of erf 1963, Yzerfontein : Approved 10 February 2022
- Proposed removal of restrictive title conditions on erf 1095, Darling : Approved 10 February 2022
- Proposed exemption of subdivision from approval for the registration of a lease area over Farm Oude Post no.557/8 : Approved 11 February 2022
- Proposed subdivision and consent use on erf 752, Kalbaskraal : Approved 10 February 2022
- Proposed subdivision and consent use on erf 753, Kalbaskraal : Approved 10 February 2022
- Rezoning, permission needed in terms of the zoning scheme (Approval of site development plan) and departure on Farm 1120, division Malmesbury : Approved 1 February 2022
- Subdivision of erf 52, Riebeek Kasteel : Approved 2 February 2022
- Subdivision of Erf 213, Chatsworth : Approved 2 February 2022
- Consent use on Erf 5628, Malmesbury : Approved 2 February 2022
- Consolidation, rezoning, subdivision, consent use, departure and removal of restrictive title conditions on various erven: Portion 1 of Farm no 1113, Malmesbury, Remainder Farm 1113, Division Malmesbury, Portion 1 of Farm 697, Division Malmesbury,, Erven 12526 & 12496, Malmesbury, Erf 353 Abbotsdale : Approved 4 February 2022
- Subdivision of erf 61, Riebeek Kasteel : Approved 7 February 2022
- Rezoning of erf 1979 and consolidation with erf 2102, Riebeek Kasteel : Approved 7 February 2022
- Rezoning of portion 74 of the Farm Goede Hoop no 758, Division Malmesbury : Approved 7 February 2022
- Removal of restrictive title conditions on erf 1135, Yzerfontein : Approved 7 February 2022
- Amendment: Architectural design guidelines for the mile 16 beach estate, Yzerfontein : Approved 7 February 2022
- Proposed departure and consent use on the remainder of the Farm Doornkraal, no 832, Division Malmesbury : Approved 7 February 2022
- Proposed consent use on erf 2799, Malmesbury : Approved 8 February 2022
- Proposed temporary departure: The remainder of farm Hillside West no 708, Division Malmesbury: Approved 8 February 2022

Decisions taken by The Municipal Planning Tribunal: February 2022

- Removal of restrictive conditions and consent use on Erf 182, Yzerfontein: Approve 9 February 2022. Letter dated, 14 February 2022.
- Removal of restrictive conditions on Erf 1585, Malmesbury : Approved 9 February 2022. Letter dated, 14 February 2022.
- Removal of restrictive conditions, consent use and departure on Erf 1192, Yzerfontein : Approved 09 February 2022. Letter dated, 15 February 2022.

Decisions taken by The Appeal Authority: February 2022

- Appeal Authority hearing on 21 February 2022, regarding Erf 107, Abbotsdale.

Division: Built Environment (Valuations)

Supplementary Valuations

- The First Supplementary Roll has been advertised for public notice and comments with closing date, 13 December 2021. This roll will be implemented as from 1 January 2022.
- All information regarding building works for the Second Supplementary Roll has been sent to service provider on 15 December 2021.

General Valuations

- The recent judgement regarding the Preferential Procurement Regulations, 2017, will affect our new General Valuation process to go out on tender.

Division: Built Environment (Building Control)

JANUARY 2022

- Building plans submitted : **52**
- Building plans **approved** and **acted** on **within** 30 days (**Within benchmark**) : **52**
(Article 7 of Act 103 of 1977)
- **Action** on building applications (letters) **after** 30 days (**Out of benchmark**) : **0**
(Article 7 of Act 103 of 1977)
- Building plans not approved and no reactions : **0**
- Average time on reactions : **14**
- Total building plans approved : **32 (New) + 1 (Old Plans)**
Total= 33
Percentage: 63%

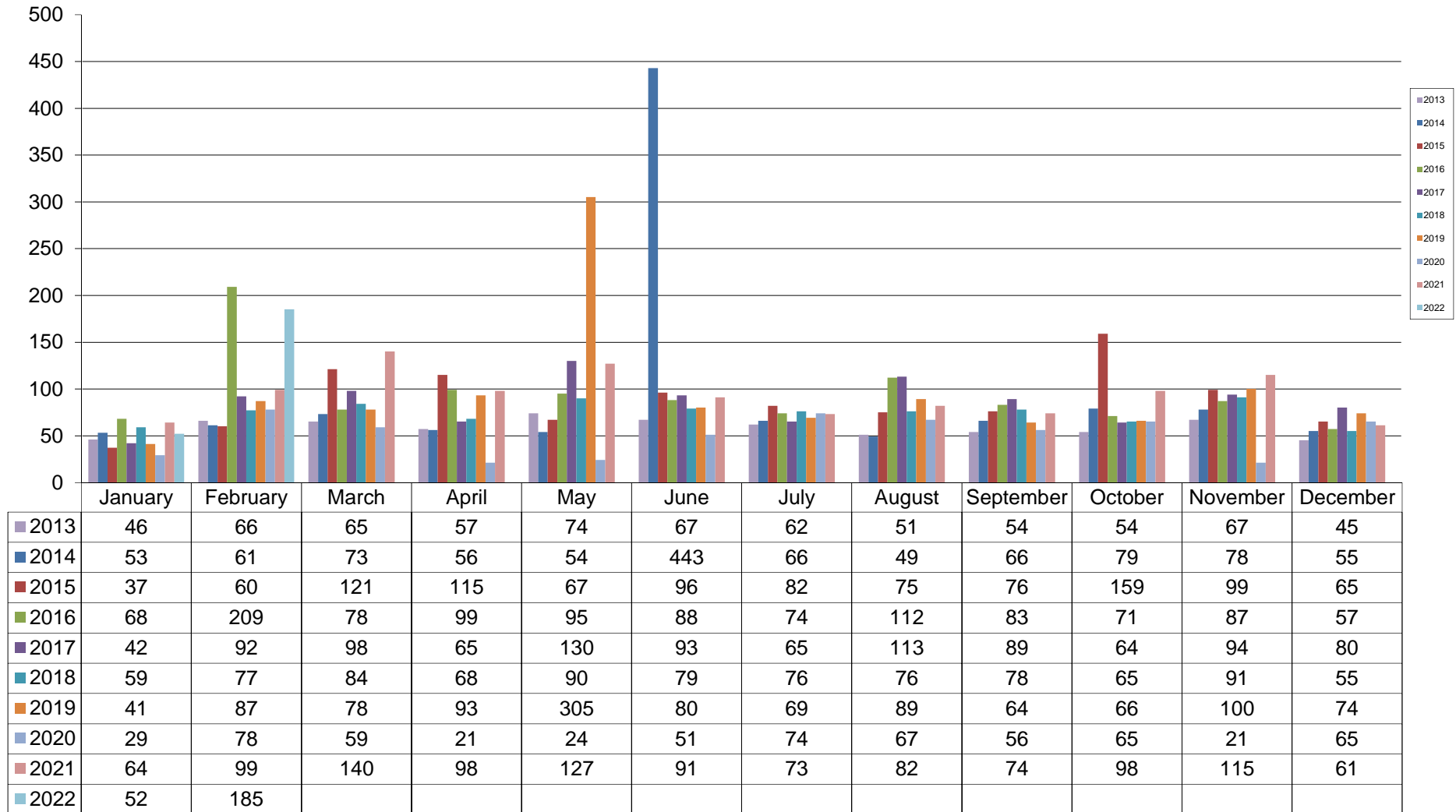
TOTAL PLANS	TOWN	NEW DWELLINGS	ADDITIONS	NEW COMMERCIAL	OTHER
8	Malmesbury wes van N7	0	6	0	2
6	Malmesbury	2	0	0	4
12	Yzerfontein	3	4	0	5
5	Moorreesburg	1	4	0	0
9	Darling	1	4	0	4
2	Riebeek-Kasteel	1	0	1	0
2	Riebeek-Wes	1	1	0	0
2	Grottobaai	1	0	0	1
0	Jakkalsfontein	0	0	0	0
4	Koringberg	4	0	0	0
0	Abbotsdale	0	0	0	0
0	Kalbaskraal	0	0	0	0
0	Riverlands	0	0	0	0
2	Chatsworth	1	1	0	0
0	Rural	0	0	0	0
52		15	20	1	16

Other building work includes:

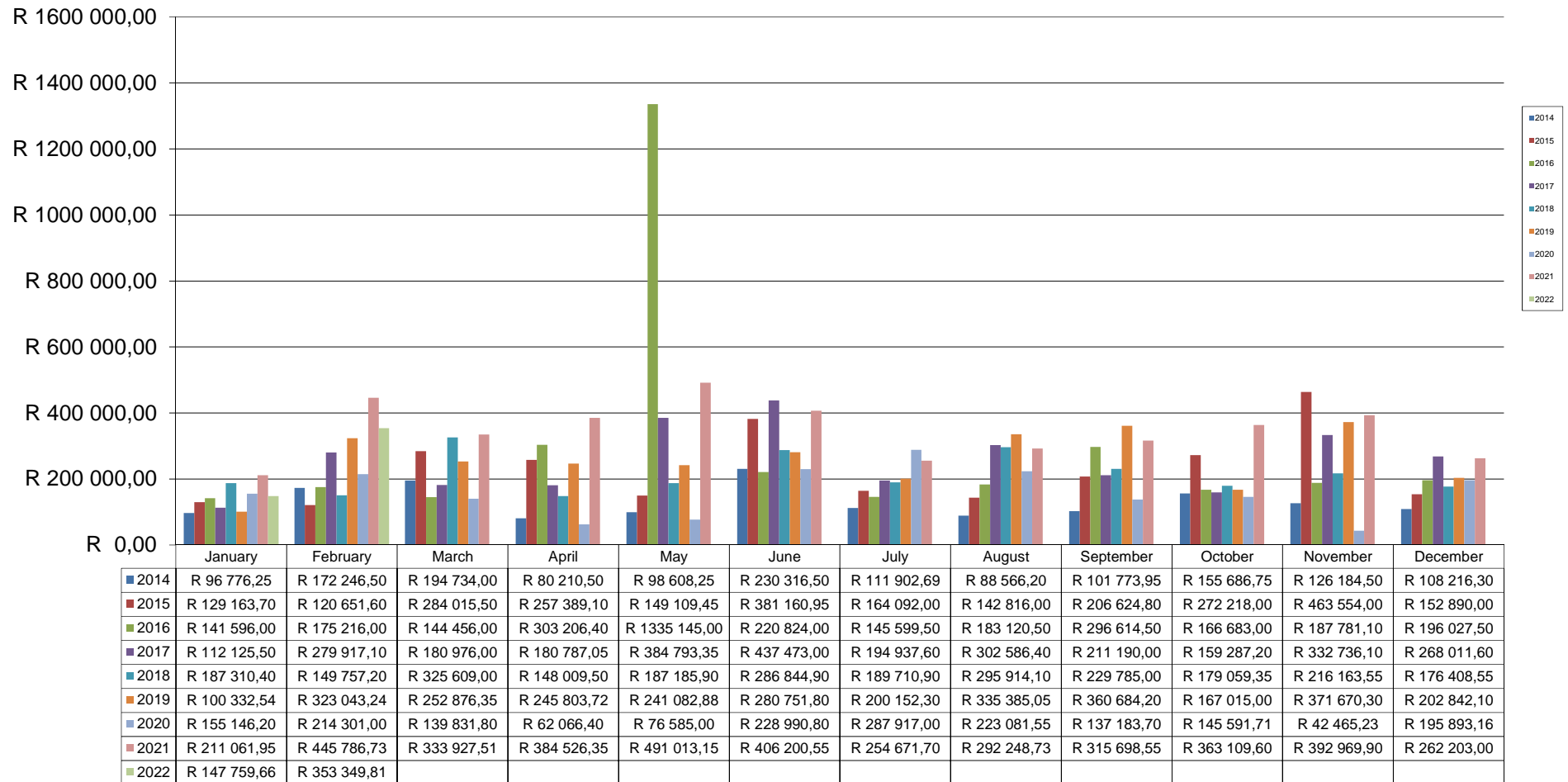
- Boundary walls/retaining walls
- Swimming pools
- Wendyhouse applications
- Caports/ Lean to
- Shadeports
- Internal/Renovations
- Rider Plans
- Renewal

PLEASE NOTE: CALCULATIONS WITHIN 30 CALENDER DAYS.

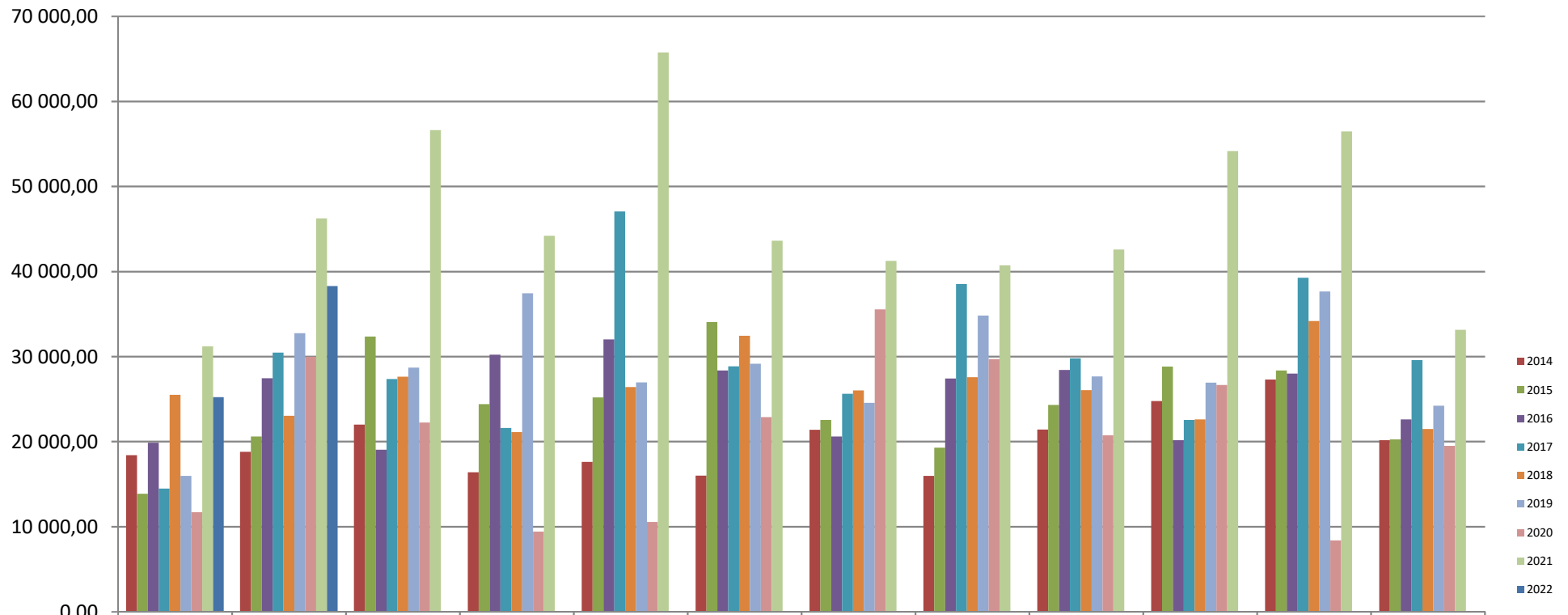
BUILDING PLANS SUBMITTED



SCRUTINY FEES

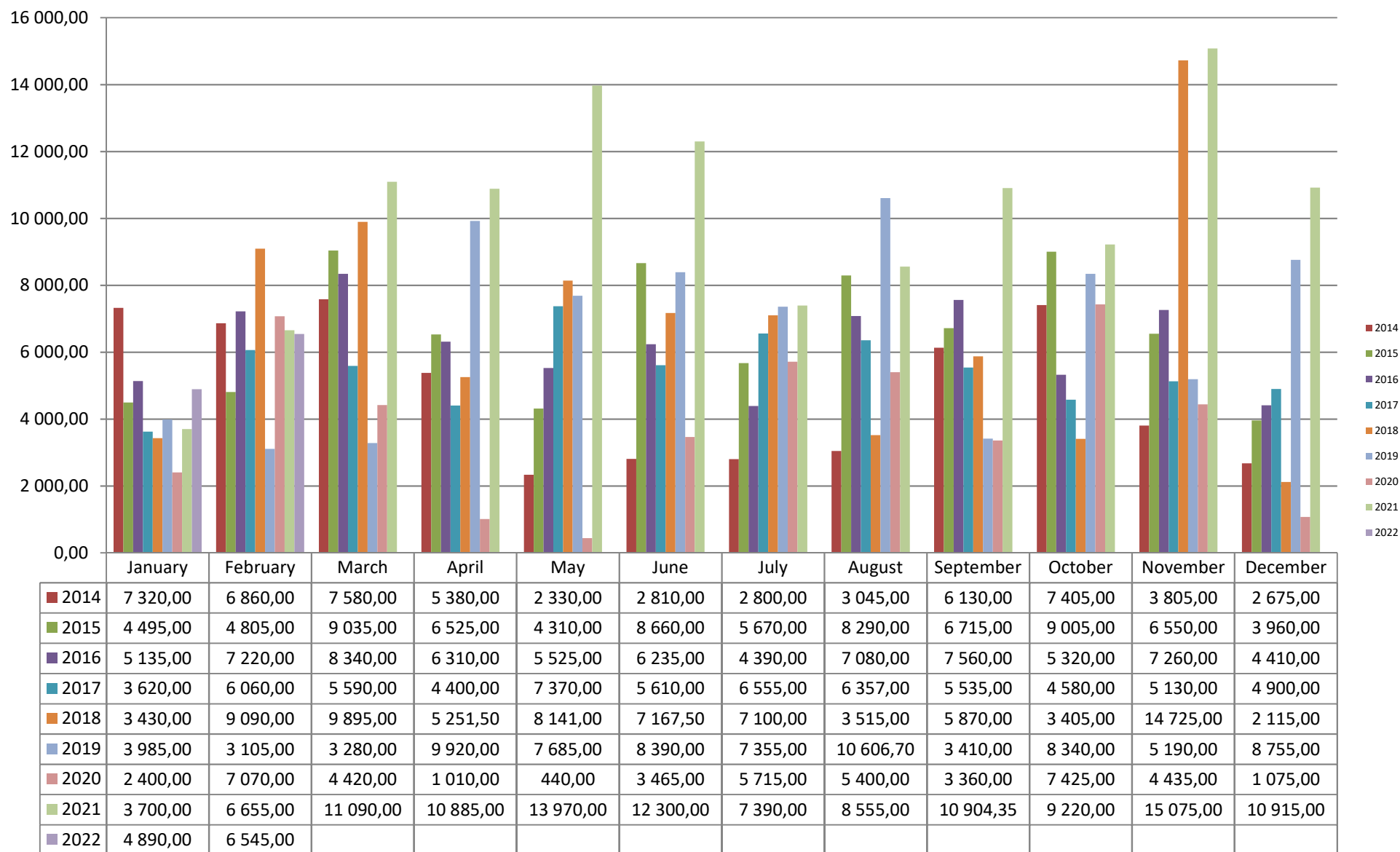


OCCUPATION FEES

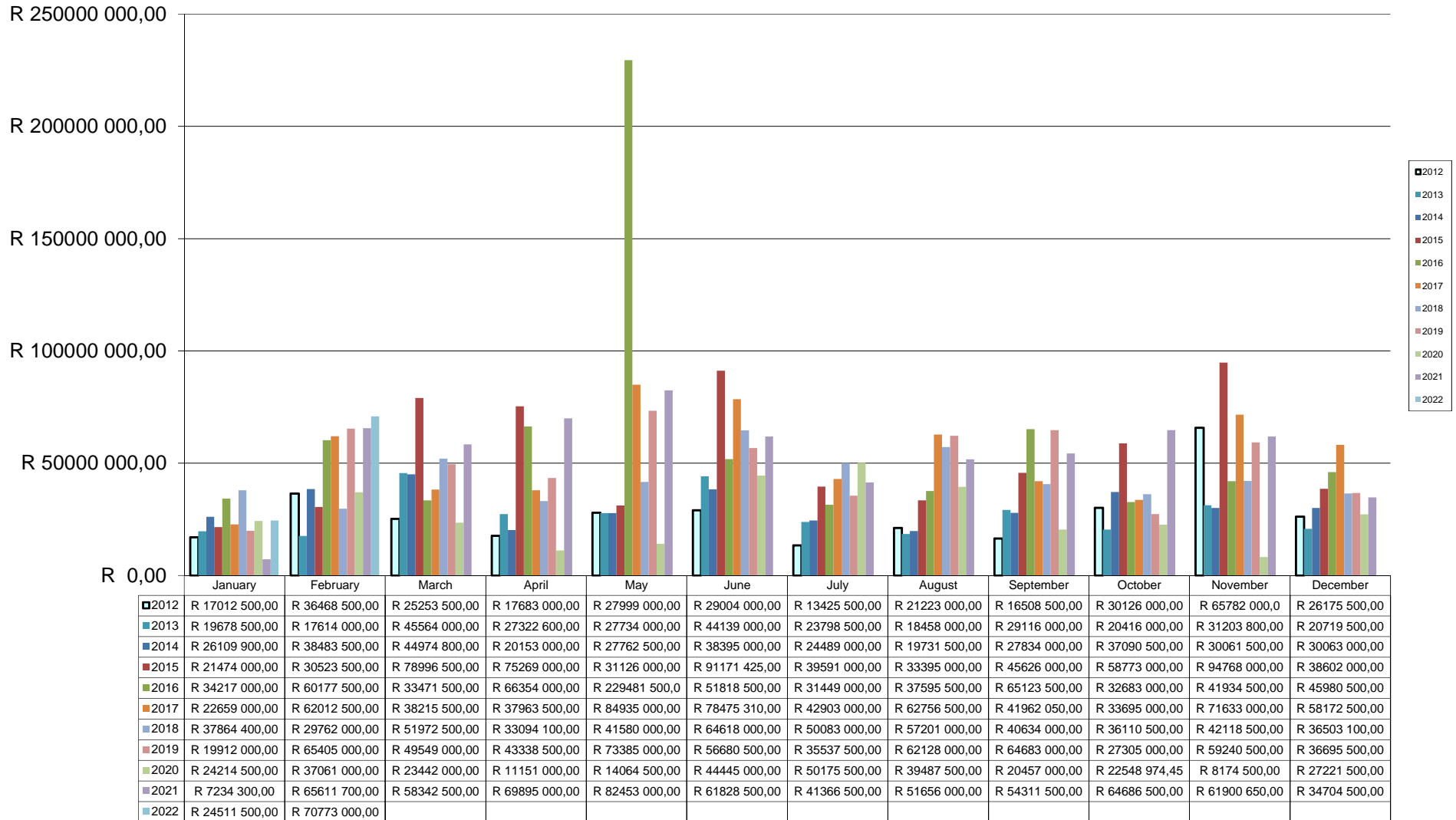


	January	February	March	April	May	June	July	August	September	October	November	December
2014	18 400,00	18 800,00	22 000,00	16 400,00	17 600,00	16 000,00	21 380,00	15 960,00	21 420,00	24 780,00	27 300,00	20 160,00
2015	13 860,00	20 580,00	32 340,00	24 400,00	25 200,00	34 040,00	22 550,00	19 280,00	24 300,00	28 830,00	28 350,00	20 250,00
2016	19 850,00	27 450,00	19 040,00	30 210,00	32 000,00	28 350,00	20 600,00	27 420,00	28 410,00	20 160,00	28 000,00	22 590,00
2017	14 480,00	30 470,00	27 360,00	21 600,00	47 070,00	28 860,00	25 630,10	38 520,00	29 780,00	22 530,00	39 270,00	29 589,90
2018	R 25 500,0	R 23 040,0	R 27 630,0	R 21 124,5	R 26 403,0	R 32 448,0	R 26 020,0	R 27 570,0	R 26 050,0	R 22 590,0	R 34 170,0	R 21 490,0
2019	R 15 950,0	R 32 730,0	R 28 700,0	R 37 440,0	R 26 950,0	R 29 150,0	R 24 565,0	R 34 810,0	R 27 660,0	R 26 940,0	R 37 650,0	R 24 230,0
2020	R 11 700,0	R 29 985,0	R 22 230,0	9 420,00	R 10 530,0	R 22 875,0	R 35 555,0	R 29 705,0	R 20 735,0	R 26 650,0	R 8 385,00	R 19 500,0
2021	R 31 200,0	R 46 250,0	R 56 615,0	R 44 200,0	R 65 750,0	R 43 625,0	R 41 228,0	R 40 724,2	R 42 570,0	R 54 150,0	R 56 475,0	R 33 150,0
2022	R 25 225,0	R 38 300,0										

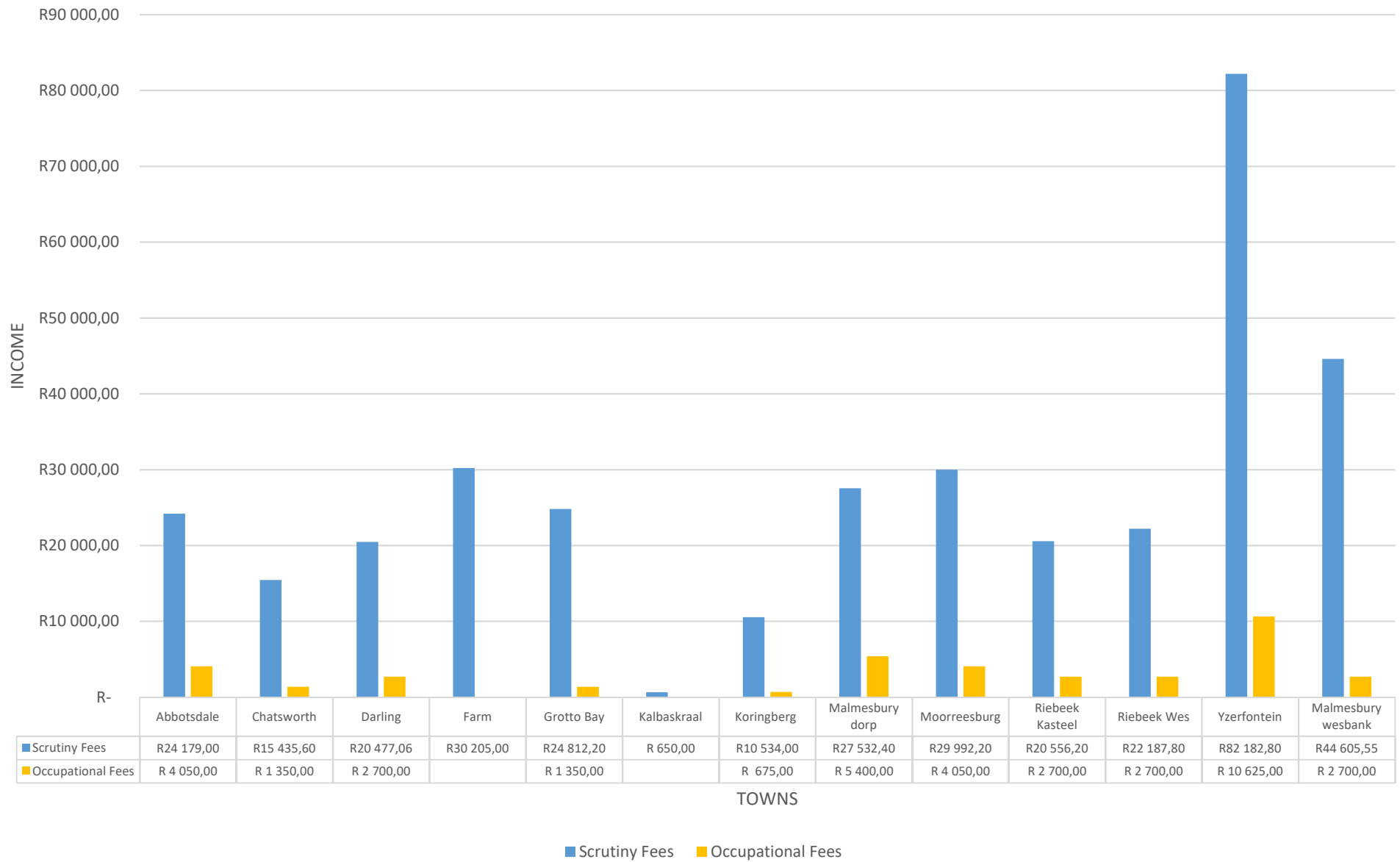
DEPARTURE FEES



ESTIMATED BUILDING VALUES



BUILDING CONTRON INCOME PER TOWN FOR FEBRUARY 2022





**MINUTES OF A MUNICIPAL PLANNING TRIBUNAL MEETING HELD IN THE COMMITTEE ROOM:
CORPORATE SERVICES, MALMESBURY ON WEDNESDAY, 9 FEBRUARIE 2022 AT 14:00**

PRESENT

Internal members:

Director: Corporate Services, Ms M S Terblanche (acting chairperson)

Director: Protection Services, Mr P A C Humphreys

External members:

Ms C Havenga

Mr C Rabie

Other officials:

Senior Manager: Built Environment, Mr A M Zaayman (advisor)

Manager: Secretariat and Records, Ms N Brand (secretariat)

Director: Development Services, Ms J S Krieger

Snr Town and Regional Planner, Mr A J Burger

Town and Regional Planner and GIS, Mr H Olivier

1. OPENING

The chairperson opened the meeting and welcomed members.

2. APOLOGY

That cognisance be taken of the apologies received from the Municipal Manager, Mr J J Scholtz and the Town and Regional Planner, Ms A de Jager.

3. DECLARATION OF INTEREST

RESOLVED that cognisance be taken that no declarations of interest were received.

4. MINUTES

4.1 MINUTES OF A MUNICIPAL PLANNING TRIBUNAL MEETING HELD ON 17 NOVEMBER 2021

RESOLVED

(proposed by Mr P A C Humphreys, seconded by Ms C Havenga)

That the minutes of a Municipal Planning Tribunal Meeting held on 13 October 2021 are approved and signed by the chairperson.

5. MATTERS ARISING FROM MINUTES

5.1 MINUTES OF MUNICIPAL PLANNING TRIBUNAL HELD ON 17 NOVEMBER 2021

None.

6. MATTERS FOR CONSIDERATION

6.1 PROPOSED REMOVAL OF RESTRICTIVE CONDITIONS AND CONSENT USE ON ERF 182, YZERFONTEIN (15/3/5-14, 15/3/10-14) (WARD 5)

The chairperson/...

The chairperson requested the author, Mr A J Burger, to table the item and to give background on the application.

Mr Burger explained that the previous owner converted the dwelling into a double dwelling for which no building plans were submitted. The property was sold and the current owner submitted the application in order to rectify the illegal land use.

RESOLUTION

- A. The application for the removal of title deed restriction on Erf 182, Yzerfontein in order to remove a restrictive condition C3 registered in Deed of Transfer T27412/2020, be approved in terms of Section 70 of the Swartland Municipality: Municipal Land Use Planning By-Law (PG 8226 of 25 March 2020);

Condition C3 reads as follows:

“...That not more than one dwelling, together with the necessary outbuildings and appurtenances, be erected on the erf...”

The following process be followed:

- (a) The applicant/owner applies to the Deeds Office to amend the title deed in order to reflect the removal of the restrictive condition;
 - (b) The following minimum information be provided to the Deeds Office in order to consider the application, namely:
 - (i) Copy of the approval by Swartland Municipality;
 - (ii) Original title deed; and
 - (iii) Copy of the notice which was placed by Swartland Municipality in the Provincial Gazette;
 - (c) A copy of the amended title deed be provided to Swartland Municipality for record purposes, prior to final consideration of building plans;
- B. The application for a consent use on Erf 182, Yzerfontein in order to establish a double dwelling on the property, be approved in terms of Section 70 of the Swartland Municipality: Municipal Land Use Planning By-Law (PG 8226 of 25 March 2020), subject to the conditions that:

B1 TOWN PLANNING AND BUILDING CONTROL

- (a) The consent authorises a double dwelling on Erf 182, as presented in the application;
- (b) The double dwelling complies with the applicable zoning parameters of the By-law;
- (c) At least 4 on-site parking bays be provided as presented in the application;
- (d) Building plans, clearly indicating the separate dwelling units, be submitted to the Senior Manager: Built Environment, for consideration and approval;
- (e) The contact information of the owner/developer be available at all times and conspicuously displayed in the self-catering unit;

B2 WATER

- (a) The existing water connection be used and that no additional connections be provided;

B3 SEWERAGE

- (a) The property be provided with a conservancy tank of appropriate size (minimum capacity of 8000l), as previously approved by the Director: Civil Engineering Service;
- (b) The conservancy tank be accessible to the municipal vacuum truck from the street;

B4 DEVELOPMENT CHARGES

- (a) The development charge towards the supply of regional bulk water amounts to R5 445,25 and is for the account of the owner/developer at building plan stage.

6.1/B4(a)/...

- The amount is due to the Swartland Municipality, valid for the financial year of 2021/2022 and may be revised thereafter (mSCOA: 9/249-176-9210);
- (b) The development charge towards bulk water reticulation amounts to R4 502,25 and is payable by the owner/developer at building plan stage. The amount is due to the Municipality, valid for the financial year of 2021/2022 and may be revised thereafter (mSCOA 9/249-174-9210);
 - (c) The development charge towards waste water treatment amounts to R8 280,00, and is for the account of the owner/developer at building plan stage. The amount is payable to the Municipality, valid for the financial year of 2021/2022 and may be revised thereafter (mSCOA 9/240-183-9210);
 - (d) The development charge towards sewerage amounts to R 5 612,00 and is payable by the owner/developer at building plan stage. The amount is due to the Municipality, valid for the financial year of 2021/2022 and may be revised thereafter (mSCOA 9/240-184-9210);
 - (e) The development charge towards streets amounts to R11 500,00 and is payable by the owner/developer at building plan stage. The amount is due to the Municipality, valid for the financial year of 2021/2022 and may be revised thereafter. (mSCOA 9/249-188-9210);
 - (f) The development charge towards storm water amounts to R3 192,40 and is payable by the owner/developer at building plan stage. The amount is payable to the Municipality, valid for the financial year of 2021/2022 and may be revised thereafter (mSCOA 9/248-144-9210);
 - (g) The development charge towards electricity amounts to R10 419,00 and is payable by the owner/developer at building plan stage. The amount is payable to the Municipality, valid for the financial year of 2021/2022 and may be revised thereafter (mSCOA 9/253-164-9210);
 - (h) The Council resolution of May 2021 makes provision for a 40% discount on development charges to Swartland Municipality. The discount is valid for the financial year 2021/2022 and may be revised thereafter. The discount is not applicable to 4.a)

C. GENERAL

- (a) The approval is, in terms of section 76(2)(w) of the By-Law valid for a period of 5 years. All conditions of approval be complied with by 20 May 2022. Failure to comply will result in the approval expiring;
- (b) The applicant/objectors be notified of the outcome and their right to appeal in terms of Chapter VII, Section 89 of the By-law;

D. The application is supported for the following reasons:

- (a) The application is consistent with the planning principles of LUPA and SPLUMA;
- (b) The application is consistent with local, regional and provincial spatial planning policy;
- (c) The development proposal complies with all applicable zoning parameters of the Residential zone 1 zoning;
- (d) Erf 182 does not have any physical restrictions which may have a negative impact on this application;
- (e) The proposed double dwelling will complement and not have a negative impact on the character of the surrounding residential area;
- (f) The development proposal supports the optimal utilisation of the property;
- (g) The proposed land use is considered as a desirable activity within a residential neighbourhood, as it will accommodate residential activities compatible with that of the existing area;
- (h) The double dwelling may support the tourism industry in Yzerfontein, as well as the local economy;
- (i) The double dwelling will provide in a need for a larger variety of housing opportunities to the wider population;
- (j) Sufficient services capacity exists to accommodate the proposed double dwelling;
- (k) The removal of the relevant restrictive condition will enable a second dwelling on the property as provided for by the land use rights applicable to the property;

6.1/...

- (l) The removal of the relevant restrictive condition will not impact negatively or disadvantage surrounding/affected owners.

6.2 PROPOSED REMOVAL OF RESTRICTIVE CONDITIONS, CONSENT USE AND DEPARTURE ON ERF 1192, YZERFONTEIN (15/3/4-14, 15/3/5-14, 15/3/10-14) (WARD 5)

The author of the report, Mr H Olivier, gave the background on the application received for the removal of restrictive conditions, consent use and departure on Erf 1192, Yzerfontein.

A discussion followed on the removal of restrictive conditions versus the amendment of restrictive conditions in respect of the 5 m street line. Mr Rabie requested the tribunal to be sensitive in considering the total removal of restrictive conditions and to consider if an amendment is not the best solution as the application is only to accommodate the existing stairs and pergola.

The Senior Manager: Built Environment, Mr A M Zaayman confirmed that, for most new developments in Yzerfontein, the 4 m street building line according to the By-law applies.

RESOLUTION

- A. The application for the removal of title deed restrictions on Erf 1192, Yzerfontein in order to remove the restrictive condition B7(a) registered in Title Deed T48073/2018, be refused in terms of Section 70 of the Swartland Municipality: Municipal Land Use Planning By-Law (PG 8226 of 25 March 2020);
- B. The application for the removal of title deed restrictions on Erf 1192, Yzerfontein in order to remove the restrictive condition B7(b) registered in Title Deed T48073/2018, be approved in terms of Section 70 of the Swartland Municipality: Municipal Land Use Planning By-Law (PG 8226 of 25 March 2020), subject to the conditions that:

B1 TOWN PLANNING AND BUILDING CONTROL

- (a) The restrictions to be removed read as follows:

B7(b) No building or structure or any portion thereof except boundary walls and fences, shall except with the consent of the Administrator, be erected nearer than 5 metres to the street line which forms a boundary of this erf, nor within 3 metres of the rear or 1,5 metres of the lateral boundary common to any adjoining erf, provided that with the consent of the local authority:-

- (i) *An outbuilding used solely for the housing of motor vehicles and not exceeding 3 metres in height, measured from the ground floor of the outbuilding to the wall-plate thereof, may be erected within such side and rear space, and any other outbuildings of the same height may be erected within the rear space and side space for a distance of 12 metres measured from the rear boundary of the erf, provided that in the case of a corner erf the distance of 12 metres shall be measured from the point furthest from the streets abutting the erf;*
 - (ii) *An outbuilding in terms of subparagraph (i) may only be erected nearer to a lateral or rear boundary of a site than the above prescribed spaces, if no windows or doors are inserted in any wall facing such boundary.*
- (b) The applicant/owner applies to the Deeds Office to amend the title deed in order to reflect the removal of the restrictive conditions;
- (c) The following minimum information be provided to the Deeds Office in order to consider the application, namely:
 - (i) Copy of the approval by Swartland Municipality;
 - (ii) Original title deed, and
 - (iii) Copy of the notice which was placed by Swartland Municipality in the Provincial Gazette;
- (d) A copy of the amended title deed be provided to Swartland Municipality for record purposes, prior to final consideration of building plans;

6.2/...

- C. The application for consent use on Erf 1192, Yzerfontein, in terms of Section 70 of the Swartland Municipality: Municipal Land Use Planning By-Law (PG 8226 of 25 March 2020) be approved, subject to the conditions that:

C1 TOWN PLANNING AND BUILDING CONTROL

- (a) The consent use authorizes a double dwelling house, as presented in the application;
- (b) Building plans be submitted to the Senior Manager: Built Environment for consideration and approval;

C2 WATER

- (a) A single water connection be provided and that no additional connections be provided;

C3 SEWERAGE

- (a) The property be provided with a conservancy tank of minimum 8 000 litre capacity and that the tank be accessible to the municipal service truck via the street;

C4 DEVELOPMENT CHARGES

- (a) The development charge towards the supply of regional bulk water amounts to R5 445,25 and is for the account of the owner/developer at building plan stage. The amount is due to the Swartland Municipality, valid for the financial year of 2021/2022 and may be revised thereafter (mSCOA: 9/249-176-9210);
- (b) The development charge towards bulk water reticulation amounts to R4 502,25 and is payable by the owner/developer at building plan stage. The amount is due to the Municipality, valid for the financial year of 2021/2022 and may be revised thereafter (mSCOA 9/249-174-9210);
- (c) The development charge towards waste water treatment amounts to R8 280,00, and is for the account of the owner/developer at building plan stage. The amount is payable to the Municipality, valid for the financial year of 2021/2022 and may be revised thereafter (mSCOA 9/240-183-9210);
- (d) The development charge towards sewerage amounts to R 5 612,00 and is payable by the owner/developer at building plan stage. The amount is due to the Municipality, valid for the financial year of 2021/2022 and may be revised thereafter (mSCOA 9/240-184-9210);
- (e) The development charge towards streets amounts to R11 500,00 and is payable by the owner/developer at building plan stage. The amount is due to the Municipality, valid for the financial year of 2021/2022 and may be revised thereafter. (mSCOA 9/249-188-9210);
- (f) The development charge towards storm water amounts to R3 192,40 and is payable by te owner/developer at building plan stage. The amount is payable to the Municipality, valid for the financial year of 2021/2022 and may be revised thereafter (mSCOA 9/248-144-9210);
- (g) The development charge towards electricity amounts to R10 419,00 and is payable by the owner/developer at building plan stage. The amount is payable to the Municipality, valid for the financial year of 2021/2022 and may be revised thereafter (mSCOA 9/253-164-9210);
- (h) The Council resolution of May 2021 makes provision for a 40% discount on development charges to Swartland Municipality. The discount is valid for the financial year 2021/2022 and may be revised thereafter. The discount is not applicable to 4.(a).

- D. The application for departure of the street building line on Erf 1192, Yzerfontein, be approved in terms of Section 70 of the Swartland Municipality: Municipal Land Use Planning By-Law (PG 8226 of 25 March 2020), subject to the conditions that:

D1 TOWN PLANNING AND BUILDING CONTROL

- (a) The 4 m street building line be departed from and reduced to 3,4 m, solely in order to accommodate the existing stairs and pergola to encroach on the building line;

E./...

E. GENERAL

- (a) All the relevant conditions of approval with regards to the removal of the title deed restrictions and departure of the street building line, be complied with by 20 May 2022. Failure to comply will result in the approvals expiring;
 - (b) The approval relating to the consent use is, in terms of section 76(2)(w) of the By-Law, only valid for a period of 5 years. All the relevant conditions of approval be complied with before the necessary occupancy certificate for the second dwelling be issued and failing to do so will result in the approval expiring.
 - (c) The approval does not exonerate the applicant from obtaining any necessary approval from any other applicable statutory authority;
 - (d) The applicant/objectors be notified of this outcome and their right to appeal in terms of Chapter VII, Section 89 of the By-law.
- F. The application for the removal of restrictive condition B7(a) is refused for the following reason:
- (a) A second dwelling is a building permitted under the Residential Zone 1 zoning and it is therefore not necessary to remove the conditions relating to the use of the property given the current proposal;
- G. The application is supported for the following reasons:
- (a) The proposed double dwelling is a residential use and is therefore consistent with the proposals of the SDF;
 - (b) A double dwelling is accommodated as a consent use under Residential Zone 1 of the By-Law.
 - (c) The development proposal supports the optimal utilisation of the property;
 - (d) The double dwelling may support the tourism industry in Yzerfontein, as well as the local economy;
 - (e) The double dwelling will provide in a need for a larger variety of housing opportunities to the wider population;
 - (f) The development proposal will not negatively impact on the character of the surrounding neighbourhood or the larger Yzerfontein;
 - (g) The departure of the street building line to accommodate the existing stairs and pergola will not have a negative impact on neighbouring affected properties nor does it have a negative impact on the streetscape.

6.3 PROPOSED REMOVAL OF RESTRICTIVE CONDITIONS ON ERF 1585, MALMESBURY (15/3/5-8) (WARD 10)

Mr A J Burger, as author, confirmed that the application aims to remove restrictive conditions regarding the permissible amount of dwelling units on the property. The second dwelling is smaller than 60m² and is therefore permitted under the Residential Zone 1 zoning.

The outbuilding was already been converted into a second dwelling when the current owner took ownership of the property in 2020.

RESOLUTION

- A. The application for the removal of restrictive condition C(c) registered against Erf 1585, Malmesbury, as contained in Title Deed T44200/2020, is hereby approved in terms of section 70 of the By-Law;

The following process needs to be followed:

- (a) The applicant/owner applies to the Deeds Office to amend the title deed in order to reflect the removal of the restrictive conditions;
- (b) The following minimum information be provided to the Deeds Office in order to consider the application, namely:
 - (i) Copy of the approval by Swartland Municipality;
 - (ii) Original title deed, and

6.3/A(b)...

- (iii) Copy of the notice which was placed by Swartland Municipality in the Provincial Gazette;
- (c) A copy of the amended title deed be provided to Swartland Municipality for record purposes, prior to final consideration of building plans;

B. GENERAL

- (a) The approval is in terms of section 76(2)(w) of the By-Law valid for a period of 5 years. All conditions of approval be complied with by 20 May 2022. Failure to comply will result in the approval expiring;
- (b) The applicant/objectors be notified of the outcome and their right to appeal in terms of Chapter VII, Section 89 of the By-law;

C. The application is supported for the following reasons:

- (a) The second dwelling smaller than 60m² is an additional use right under the Residential zone 1 zoning;
- (b) The removal of the relevant restrictive condition will enable a second dwelling on the property as provided for by the land use rights applicable to the property;
- (c) The second dwelling is foreseen not to have an impact on the character of the surrounding area;
- (d) The removal of the relevant restrictive condition will not impact negatively or disadvantage surrounding/affected owners;
- (e) The impact of additional traffic to and from the property as a result of the second dwelling is deemed to be very low.

**(SIGNED) M S TERBLANCHE
ACTING CHAIRPERSON**



NOTULE VAN 'N VERGADERING VAN DIE BESKERMINGSDIENSTE PORTEFEULJEKOMITEE VAN DIE SWARTLAND MUNISIPALE RAAD GEHOU OP WOENSDAG, 9 MAART 2022 OM 11:45

TEENWOORDIG:

RAADSLEDE:

Voorsitter, rdd M van Zyl

Bess, D G
Daniels, C
De Beer, J M
Fortuin, C
Jooste, R J

Le Minnie, I S
Papier, J R
Pieters, C
Stanley, B J (rdh)

BEAMPTES:

Munisipale Bestuurder, mnr J J Scholtz
Direkteur: Beskermingsdienste, mnr P A C Humphreys
Direkteur: Elektriese Ingenieursdienste, mnr R du Toit
Direkteur: Korporatiewe Dienste, me M S Terblanche
Direkteur: Ontwikkelingsdienste, me J S Krieger
Direkteur: Siviele Ingenieursdienste, mnr L D Zikmann
Bestuurder: Begrotingskantoor, me H Papier
Komitee beampte, me S Willemse

1. OPENING/VERLOF TOT AFWESIGHEID

Die voorsitter verwelkom lede.

Rdd M van Zyl bevestig die teenwoordigheid van raadslede wat dien op die Portefeuljekomitee: Beskermingsdienste.

Verlof tot afwesigheid word verleen aan rdl A K Warnick en die Direkteur: Finansiële Dienste, mnr M A C Bolton.

2. NOTULE

2.1 NOTULES VAN 'N PORTEFEULJEKOMITEEVERGADERING (BESKERMINGSDIENSTE) GEHOU OP 16 FEBRUARIE 2022

BESLUIT

(voorgestel deur rdl D G Bess, gesekondeer deur rdl I S Le Minnie)

Dat die notule van die Portefeuljekomiteevergadering (Beskermingsdienste) gehou op 16 Februarie 2022 goedgekeur word, onderhewig aan die regstelling dat "virtual" verwyder word by die opskrif op bl 180.

3. AFVAARDIGINGS/VOORLEGGINGS/MEDEDELINGS

Geen

4. SAKE VOORTSPRUITEND UIT NOTULES

Geen

5. GEDELEGEERDE SAKE

5.1. MAANDVERSLAG: JANUARIE 2022

5.1.1 PRESTASIEVERSLAG



MINUTES OF A MEETING OF THE PROTECTION SERVICES PORTFOLIO COMMITTEE OF THE SWARTLAND MUNICIPAL COUNCIL HELD ON WEDNESDAY, 9 MARCH 2022 AT 11:45

PRESENT:

COUNCILLORS:

Chairperson, aldl M van Zyl

Bess, D G
Daniels, C
De Beer, J M
Fortuin, C
Jooste, R J

Le Minnie, I S
Papier, J R
Pieters, C
Stanley, B J (ald)

OFFICIALS:

Municipal Manager, mr J J Scholtz
Director: Protection Services, mr P A C Humphreys
Director: Electrical Engineering Services, mr R du Toit
Director: Corporate Services, ms M S Terblanche
Director: Development Services, ms J S Krieger
Director: Civil Engineering Services, mr L D Zikmann
Manager: Budget Office, ms H Papier
Committee Officer, ms S Willemse

1. OPENING/APOLOGIES

The chairperson welcomed members.

Ald M van Zyl confirmed the virtual presence of councillors serving on the Portfolio Committee: Protection Services.

Apologies received from cllr A K Warnick and the Director Financial Services, mr M A C Bolton.

2. MINUTES

2.1 MINUTES OF A PORTFOLIO COMMITTEE MEETING (PROTECTION SERVICES) HELD ON 16 FEBRUARY 2022

BESLUIT

(proposed by cllr D G Bess, seconded by cllr I S Le Minnie)

That the minutes of a Portfolio Committee Meeting (Protection Services) held on 16 February 2022 are approved, subject to the correction, that "virtual" be removed from the heading on page 180.

3. SUBMISSIONS/DEPUTATIONS/COMMUNICATIONS

None

4. MATTERS ARISING FROM THE MINUTES

None

5. DELEGATED MATTERS

5.1. MONTHLY REPORT JANUARY 2022

5.1.1 PERFORMANCE REPORT

5.1.2 TRAFFIC AND LAW ENFORCEMENT SERVICES

5.1.2 VERKEER- EN WETSTOEPASSINGSDIENSTE
5.1.3 BRANDBESTRYDING

Die voorsitter lê die maandverslag, soos met die sakelys gesirkuleer, ter tafel en gee geleentheid aan die Direkteur: Beskermingsdienste, mnr P A C Humphreys, om belangrikste aspekte uit die maandverslag aan raadslede uit te wys.

Rdl C Fortuin spreek haar kommer uit oor skoolbusse se padwaardigheid en wie verantwoordelik is om dit te toets vir padwaardigheid.

Die Direkteur: Beskermingsdienste meld dat die skoolbusse aan die begin van elke kwartaal getoets word.

Op navraag deur rdl C Fortuin oor die toets van munisipale voertuie, meld die Direkteur: Beskermingsdienste dat daar met die jaarlikse hernuwing van motorlisensies, die voertuie deur die toetsput gesit word.

Die Munisipale Bestuurder lig die komitee in oor 'n gesprek wat plaasgevind het tussen Swartland Munisipaliteit en Weskus Distriksmunisipaliteit oor die funksies van Brandweerdienste tussen die verskeie owerhede.

Ten slotte lig die Direkteur: Beskermingsdienste die komitee in dat daar môre 'n vreedsame optog sal plaasvind deur die vroue van Ilinge Lethu, waar hulle tot by die hof sal marsjeer.

BESLUIT

(op voorstel van rdh B J Stanley, gesecondeur deur rdl D G Bess)

Dat kennis geneem word van die verslae van die onderskeie afdelings in die Direktoraat Beskermingsdienste, nl. Verkeer- en Wetstoepassing en Brandbestryding vir Januarie 2022.

6. SAKE VIR AANBEVELINGS AAN DIE UITVOERENDE BURGEMEESTER

Geen

(GET) RDD M VAN ZYL
VOORSITTER

5.1.3 FIRE FIGHTING

The chairperson tabled the monthly report which was circulated with the agenda and requested the Director: Protection Services, mr P A C Humphreys, to highlight important aspects therein to councillors.

Cllr C Fortuin expressed her concern about the roadworthiness of school buses and who is responsible for testing it for roadworthiness.

The Director: Protection Services stated that the school buses are tested at the beginning of each term.

When asked by rdl C Fortuin about the testing of municipal vehicles, the Director: Protection Services stated that with the annual renewal of car licenses, the vehicles are put through the test pit.

The Municipal Manager informed the committee about a discussion that took place between Swartland Municipality and West Coast District Municipality about the functions of Fire Services between the various authorities.

In conclusion, the Director: Protection Services informed the committee that there will be a peaceful march tomorrow by the women of Ilinge Lethu, where they will march to the court.

RESOLUTION

(proposed by ald B J Stanley, seconded by cllr D G Bess)

That cognisance be taken of the monthly reports from the various divisions in the Directorate Protection Services, namely Traffic and Law Enforcement and Fire Fighting, for January 2022.

6. MATTERS FOR RECOMMENDATION TO THE EXECUTIVE MAYOR

None

(SGD) ALDL M VAN ZYL
CHAIRPERSON



Verslag Φ Ingxelo Φ Report

Kantoor van die Direkteur: Beskermingsdienste

5 April 2022

7/2/22 - 3

ITEM 5.1.1 VAN DIE AGENDA VAN 'N PORTFEULJEKOMITEE VERGADERING WAT GEHOUSAL WORD OP 20 APRIL 2022.

ONDERWERP:	PRESTASIEMETINGSVERSLAG VAN DIE DIREKTORAAT BESKERMINGSDIENSTE: FEBRUARIE 2022
SUBJECT:	PERFORMANCE MANAGEMENT REPORT OF THE DIRECTORATE PROTECTION SERVICES: FEBRUARY 2022

1. **AGTERGROND / BACKGROUND**

Attached find the Performance Management report of Protection Services for February 2022.


2. **AANBEVELING**

Vir u kennisname.

(get) P A C Humphreys

(get) **MUNISIPALE BESTUURDER**
(sgnd) **MUNICIPAL MANAGER**

SWARTLAND MUNICIPALITY
STRATEGIC MANAGEMENT SYSTEM



2021/2 - PERFORMANCE DIRECTORS (Quarterly)

Wednesday, April 06, 2022

Performance Objective	Key Performance Indicator	Quarterly Target	Achieved	Rating	Reasons / Interventions / Notes
Humphreys, Philip - Director: Protection Services					
Strategic Goal:	1 Improved quality of life for citizens				
Strategic Objective:	Manage Protection Services				
pd-09-0100: Capital expenditure in line with budget and time frames	1: % of capital budget spent [Type=Qtr 4 Only]	3: 0.0% Qtr 4 (Between 95% and 105%)	0.0%		
		Monthly Result	Notes	Evidence	
		J: 64.2%	Budget = R2,313,000, YTD Actual = R1,484,393 (Committed = R516,983)	Documents\2021	
		F: 68.5%	Budget = R2,313,000, YTD Actual = R1,584,089 (Committed = R608,145)	Documents\2021	
		M:			
pd-09-0101: Capital project implementation	1: Average % completion of capital projects [Type=Qtr 4 Only]	3: 0.0% 90% for the year	0.0% 80.0% cumulative		
		Monthly Result	Notes	Evidence	
		J: 75%	Procurement on track	Promun System	
		F: 80%		Promun System	
		M:			
pd-09-0102: Operating expenditure in line with budget and time frames	1: % of operating budget spent [Type=Qtr 4 Only]	3: 0.0% Qtr 4 (Between 90% and 100%)	0.0% 43.4% cumulative		
		Monthly Result	Notes	Evidence	
		J: 43.4%	Budget = R75 013 290, YTD Actual = R32 576 842 (43.4%)	Documents\2021	
		F: 42.9%	Budget = R 86 985 356, YTD Actual = R 37 374 341 (42.9%)	Documents\2021	
		M:			
pd-09-0103: Workforce training roll-out	1: % of planned training sessions according to the Workplace Skills Plan realised [Type=Avg All]	3: 100.0%	0.0%		
		Monthly Result	Notes	Evidence	
		J: N/a	No training planned for January 2022	Documents\2021	
		F: 100%	Basic Traffic Officer (4), Law Enforcement for Peace Officers (5) - planned training	Documents\2021	
		M:			

Performance Objective	Key Performance Indicator	Quarterly Target	Achieved	Rating	Reasons / Interventions / Notes
pd-09-0104: Council decision implementation	1: % of due council decisions initiated [Type=Avg All]	3: 100.0%	0.0%		
		Monthly Result	Notes	Evidence	
		J: 100%	13/13 resolutions initiated/implemented	Documents\2021	
		F: 100%	7/7 resolutions initiated/implemented	Documents\2021	
		M:			
pd-09-0105: Performance and financial monitoring	2: Number of monthly performance assessments and reconciliation of departmental records of expenditure with finance records done [Type=Avg All]	3: 100.0% 3 per quarter	66.7% 2		
		Monthly Result	Notes	Evidence	
		J: 1	10 Jan	SMS System	
		F: 1	21 Feb	SMS System	
		M:			
pd-09-0108: Assignments from the municipal manager completed	1: Number of written warnings received from municipal manager [Type=Avg All]	3: 100.0% 0 maximum	0.0%		
		Monthly Result	Notes	Evidence	
		J: 0		N/a	
		F: 0		N/a	
		M:			
pd-09-0110: Equal employment opportunity management	1: % of employment opportunities applied for appropriate equity appointments [Type=Qtr 4 Only]	3: 0.0% 100% cumulative by end of June annually	0.0%		
		Monthly Result	Notes	Evidence	
		J: N/a	No employment equity opportunities	Documents\2021	
		F: N/a	No employment equity opportunities	Documents\2021	
		M:			

Performance Objective	Key Performance Indicator	Quarterly Target	Achieved	Rating	Reasons / Interventions / Notes
pd-09-0111: Procurement in line with legal process	1: % compliance with SCM policy with the exception of approved deviations [Type=Avg All]	3: 100.0%	0.0%	0.0	
		Monthly Result	Notes		Evidence
		J: 100%	Total Requisitions= 32		Documents\2021
		F: 100%	Total Requisitions= 50		Documents\2021
		M: 100%	Total Requisitions= 28		Documents\2021
pd-09-0112: Audit issues resolved	1: % internal audit queries for which an action plan was submitted within 10 working days [Type=Avg All]	3: 100.0%	0.0%		
		Monthly Result	Notes		Evidence
		J: 100%	Vehicle Accident - F & W expenditure		Documents\2021
		F: 100%	2nd Quarter Performance report		Documents\2021
		M:			
	2: % internal actions implemented within agreed time frame [Type=Avg All]	3: 100.0%	0.0%		
		Monthly Result	Notes		Evidence
		J: 100%	No outstanding findings		Documents\2021
		F: N/a			N/a
		M:			
	3: % of Auditor General's queries (comafs) for which an action plan was submitted within 5 working days [Type=Qtr 2 & 3]	3: 100.0%	0.0%		
		Monthly Result	Notes		Evidence
		J: N/a			N/a
		F: N/a			N/a
		M:			
	4: % of Auditor General's findings implemented within agreed time frame [Type=Avg All]	3: 50.0%	0.0%		
		Monthly Result	Notes		Evidence
		J: N/a			N/a
		F: N/a			N/a
		M:			

Performance Objective	Key Performance Indicator	Quarterly Target	Achieved	Rating	Reasons / Interventions / Notes
pd-09-0113: Risk identification and control implementation	3: Chief Risk Officer / Internal Audit informed of any newly identified risks [Type=Avg All]	3: 100.0%	0.0%		
		Yes			
	4: Chief Risk Officer / Internal Audit informed of any changes in work procedures [Type=Avg All]	3: 100.0%	0.0%		
		Yes			
	5: Chief Risk Officer / Internal Audit informed of any incidents where controls have failed (loss control register update) [Type=Avg All]	3: 100.0%	0.0%		
		Yes			
pd-09-0115: Invocoms held	1: Number of invocoms held [Type=Avg All]	3: 100.0%	66.7%		
		3 per quarter	2		
		Monthly Result	Notes		Evidence
		J: N/a			N/a
		F: N/a			N/a
		M:			
pd-10-0032: Average duration of vacancies reduced	1: Average duration of vacancies after decision was taken by management team to fill the post [Type=Avg All]	3: 100.0%	0.0%		
		3 months maximum			
		Monthly Result	Notes		Evidence
		J: 0 mths			Documents\2021
		F: 0.7 mths			Documents\2021
		M:			

Performance Objective	Key Performance Indicator	Quarterly Target	Achieved	Rating	Reasons / Interventions / Notes
pd-10-0033: Productive workforce	1: % of person days lost per month due to sick leave [Type=Avg All]	3: 100.0% 4% pm maximum	0.0% 7.7% pm average		
		Monthly Result	Notes		Evidence
		J: 10.6%	202/1911 person days lost due to sick leave		Documents\2021
		F: 4.8%	87/1800 person days lost due to sick leave		Documents\2021
		M:			
pd-12-0010: EPWP monitoring	1: Number of Full Time Equivalents (FTE's) for the financial year [Type=Qtr 4 Only]	3: 0.0% 10 (103 for the whole organisation)	0.3% 0.83 cumulative		
		Monthly Result	Notes		Evidence
		J: 0.2			Documents\2021
		F: 0.2			Documents\2021
		M:			
	2: Number of work opportunities created during the financial year [Type=Qtr 4 Only]	3: 0.0% 29 (296 for the whole organisation)	0.0% 2 cumulative		
		Monthly Result	Notes		Evidence
		J: 0			N/a
		F: 0			N/a
		M:			
pd-14-0003: Asset safeguarding	2: All moveable assets that became unusable or that were lost or stolen reported immediately in the prescribed manner to the Head: Asset Management [Type=Avg All]	3: 100.0% Yes	0.0%		
		Monthly Result	Notes		Evidence
		J: N/a			N/a
		F: N/a			N/a
		M:			

Performance Objective	Key Performance Indicator	Quarterly Target	Achieved	Rating	Reasons / Interventions / Notes
pd-14-0017: Communication Strategy implementation	5: All planned communication activities for the next financial year in terms of the Communication Strategy submitted to the Director Corporate Services [Type=Qtr 4 Only]	3: 0.0%	0.0%		
		Yes (annually by end of June)			
	6: Number of reports on all communication activities undertaken by the department submitted to the Director Corporate Services [Type=Avg All]	3: 100.0%	0.0%		
		1 per quarter			
pd-16-0004: Effective monitoring of informal settlements	1: Report to Portfolio Committee on any new informal dwellings / structures erected [Type=Avg All]	3: 100.0%	0.0%		
		Yes - monthly			
pd-17-0005: Issuing of safety clothing	1: All safety clothing issued [Type=Qtr 3 Only]	3: 100.0%	0.0%		
		Yes (by end of March)			

Performance Objective	Key Performance Indicator	Quarterly Target	Achieved	Rating	Reasons / Interventions / Notes
pd-17-0010: Spending of grants	1: % spending of grants [Type=Qtr 4 Only]	3: 0.0% 100% by end of June	0.0% 135.1% cumulative		
		Monthly Result	Notes		Evidence
		J: 135.1%	Establishment of a K9 Unit grant (operating): Budget = R2 392 500, YTD = R3 231 599 (135%) Establishment of a K9 Unit grant (capital): Budget = R27 500, YTD = R37 533 (136.4%) Total Budget:R2 420 000, YTD R3 269 132 (135.1%)		Documents\2021
		F: 63.0%	Establishment of a K9 Unit grant (operating): Budget = R5 602 863, YTD = R3 707 668 (66.2%) Establishment of a K9 Unit grant (capital): Budget = R342 500, YTD = R37 533 (11.0%) Total Budget:R5 945 563, YTD R3 745 201 (63.0%)		Documents\2021
		M:			
pd-17-0081: Ensure that accurate revenue estimates are prepared in relation to operating requirements	1: Projected tariff increases determined for the budget of the new financial year [Type=Qtr 3 Only]	3: 100.0% Yes (annually by end of February)	0.0%		
		Monthly Result	Notes		Evidence
		J: N/a			N/a
		F: Yes			Budget office
		M:			



Verslag Φ Ingxelo Φ Report

Kantoor van die Direkteur: Beskermingsdienste
Afdeling: Verkeer & Wetstoepassingsdiens

5 April 2022

7/1/2/2-3

ITEM 5.1.2 VAN DIE AGENDA VAN 'N PORTFEULJEKOMITEE VERGADERING WAT GEHOUSAL WORD OP 20 APRIL 2022.

ONDERWERP:	VERSLAG: VERKEER & WETSTOEPASSINGSDIENS: FEBRUARIE 2022
SUBJECT:	REPORT: TRAFFIC & LAW ENFORCEMENT SERVICES: FEBRUARY 2022

1. **BACKGROUND / AGTERGROND**

Attached find the report of the Traffic & Law Enforcement Services for February 2022.

2. **AANBEVELING**

Vir bespreking deur die Raad.
For discussion by Council.


(get) P A C Humphreys

(get) **MUNISIPALE BESTUURDER**
(sgnd) **MUNICIPAL MANAGER**

TRAFFIC AND LAW ENFORCEMENT

February 2022

Monthly report to
Portfolio Committee



EXECUTIVE SUMMARY

1. INTRODUCTION

The Traffic and Law Enforcement Service of Swartland Municipality executed their normal mandate and assisted SAPS to enforce the Lockdown Regulations during the month of February 2022 to enhance service delivery.

2. LAW ENFORCEMENT

This division ensure bylaw compliance and education to all communities within the Swartland municipal area. The Law Enforcement Division attended to all by-law related issues as well as the Lockdown Regulations.

2.1. MONITORING OF INFORMAL SETTLEMENTS

The Traffic and Law Enforcement Division is mandated through the IDP to monitor all informal settlements within the Swartland municipal area and to prevent and manage land invasion. The key performance indicator is to report on any developments thereof to the Portfolio committee. Monitoring of Silvertown informal settlement, Chatsworth, Riverlands and Sibanye (Moorreesburg) is ongoing.

2.2. DOG UNIT (K9-UNIT)

The Dog-Unit work 8-hour shifts. There shifts are adaptable to cover enforcement over weekends.

The Unit can report the following for the month:

- 9 X Crime Prevention operations
- 6 X K78 Roadblock assistance

(9) Nine searches conducted in the form of VCPs, K78-Roadblocks and search and seizure in collaboration with SAPS executed for the month of **February 2022**. Details are available in the report.

(1) One cross boundary assistance to SAPS or municipalities within West Coast for **the month**.

The K9 unit had a total of **15 arrests** for the month of **February 2022**.

3. REGISTRATION AND LICENSING

3.1. DRIVING AND LEARNERS LICENSES

Driving and learners' licenses create job opportunities and allow people to better their standard of living. The following can be report for Malmesbury and Moorreesburg Driving License Testing Centres (DLTC's):

Malmesbury:

Driving licence Pass rate for the month = **31%**

Learners Licence Pass rate for the month = **63%**

Applicants absent for the month **79=** (Driving licenses **55=** Learners **24**)

Moorreesburg:

Driving licence Pass rate for the month = **32%**

Learners Licence Pass rate for the month = **76%**

Applicants absent **18=** (Driving licenses**16** = Learners **2**)

Darling

Learners Licence Pass rate for the month = **50%**

Applicants absent = **1**

3.2 VEHICLE TESTING STATIONS (VTS)

Malmesbury VTS had a total of **238** roadworthy tests and Moorreesburg VTS done **130** roadworthy tests for the month of **February 2022**.

4. TRAFFIC DIVISION

The traffic operational division can report the following for the month of **February 2022**.

- Road blocks (K78) = **2**
- Vehicle Check Points (VCP's) = **40**
- Foot Patrols = **24**

628 offences were recorded (This includes the cases recorded by Law Enforcement and Traffic).

4.1 WARRANT SECTION

The warrant and speed section execute warrants on a daily basis. Special efforts to enhance the executing of warrants and to increase the payment rate are of the essence. Sixty two (**62**) warrants were finalized to the value of **R74 150.00**

4.2. SPEEDING ENFORCEMENT

The 3 mobile cameras recorded **3418** cases and the fixed sites recorded **39** speeding cases. **1838** cases were recorded by the ASOD on the R27.

The total **speeding offences** for the month of **February 2022** were **5295**. We enhanced our speeding enforcement efforts to reduce accidents.

4.3. AUTOMATED NUMBER PLATE RECOGNITION OPERATIONS (ANPR OPERATIONS)

Five (5) ANPR operations were executed for the month of **February 2022** and **R124 350.00** of outstanding traffic fines collected via this effort.

4.4 SAFETY AWARENESS

Five (5) Educational programmes executed for the month of **February 2022**.

5. HIGHLIGHTS

- Working with SAPS and other stakeholders brought successes and good integrated collaboration.
- Our K9 unit through hard work find successes in various operations and the confiscation of drugs and illegal alcohol is still ongoing. Removing these drugs from our streets and communities are paramount.
- Assisting the Department of Health with loud hailing in the communities regarding vaccination.
- Monitoring DMA regulations and execute mask awareness within the Swartland Area.
- Monitoring council's land at De Hoop and Illinge Lethu for possible invasion.

- Our department is actively involved in the Covid-19 JOC meetings.
- Monitoring erecting of illegal structures in Riverlands, Saamstaan and Illinge Lethu and effect the breakdown of these illegal structures.
- Successful operations with SAPS and the Western Cape Liquor Authority (WCLA) over the Swartland Municipal Area is ongoing.

6. CHALLENGES

- The Covid-19 pandemic and the effect on our staff and operations.
- Speeding and dicing of motor vehicles on the Swartland roads.
- The monitoring of possible land grabs and protest action within the Swartland Area.
- The illicit use of drugs and transporting thereof on our main routes (R27 and N7)
- Complaints regarding stray animals.
- Illegal dumping in all areas of the Swartland Municipal area.

7. CONCLUSION

The department are committed to serve the Swartland community, reduce fatal crashes and be pro- active in our approach to road safety and by-law compliance.

(sgnd) MANAGER: TRAFFIC & LAW ENFORCEMENT SERVICES

LAW ENFORCEMENT



LAW ENFORCEMENT STATISTICS – FEBRUARY 2022

Law Enforcement Officers per area											
Town/Area											
	Abbotsdale	Chatsworth Riverlands	Darling	Kalbaskraal	Koringberg	Malmesbury	Moorreesburg	Riebeek Kasteel	Riebeek Wes	Yzerfontein	TOTAL
Head Law Enforcement	0	0	0	0	0	1	0	0	0	0	1
Regional Inspectors	0	0	1	0	0	1	1	0	0	0	3
Permanent Officers	0	0	2	0	0	5	3	0	0	1	11
Reservists	0	0	0	0	0	0	0	0	0	0	0
TOTAL	0	0	3	0	0	7	4	0	0	1	15

Complaints received		
Area	Type of complaint	Total
Abbotsdale	Cows/Horses/ Dogs on public road- Keeping dogs	6
Chatsworth/ Riverlands	Cows/Horses/ Dogs on public road- Keeping dogs	14
	Bylaw relating to council property	1
	Illegal Dumping	2
Darling / Yzerfontein	Cows /Ostrich/dogs on public road-Keeping Dogs	2
	Nuisance-Swearing, Drinking & Urinating in public	11
	Illegal Trading	4
	Control over boundary walls and fences	1
	Bylaw relating to roads & streets	1
	Illegal Dumping	3
	Traffic Bylaw	2
	Bylaw relating to council property	3
	Building Regulations	2
Kalbaskraal	Illegal Structures	4
	Nuisance-Swearing, Drinking & Urinating in public	1
	Bylaw relating to council property	1
Malmesbury	Cows/Horses/ Dogs on public road- Keeping dogs	1

	Illegal Dumping	3
	Vagrants - Been a nuisance	2
	Nuisance-Swearing, Drinking & Urinating in public	12
	Illegal Structures	14
	Bylaw relating to land use	1
	Public Amenities	3
	Bylaw relating to roads & streets	1
	Bylaw relating to electricity	1
Moorreesburg/Koringberg	Dogs on public road/ place-Keeping Dogs/Cattle	3
	Building Regulations	2
	Bylaw relating to roads & streets	2
	Illegal Structures	2
	Vagrants/ Street Kids- Been a nuisance	1
Riebeek Kasteel	Bylaw relating to land use (Spaza Shops)	2
	Vagrants/ Street Kids- Been a nuisance	1
	Pigs / dogs on public road/place- Keeping Dogs	1
	Illegal Dumping & Littering/Trading	1
Riebeek West	Dogs on public road/ place-Keeping Dogs/Cattle	1
	Nuisance-Swearing, Drinking & Urinating in public	2
	Total complaints attended	114

Law Enforcement : Foot patrols			
Date	Area	Description	Successes
04 February 2022	Malmesbury Job & Voortrekker Rd	Foot patrols targeting all by-laws	4x Drinking in public place/ street
04 February 2022	Moorreesburg CBD	Foot patrols targeting all by-laws and parking offences	1x Drinking in public place/ street
04 February 2022	Yzerfontein Main Beach	Foot patrols targeting all by-laws and parking offences	No Successes
05 February 2022	Darling Evita Bezuidenhout	Foot patrols targeting all by-laws	10x Drinking in public place/ street 1x Arrest- Drunk and being disorderly
07 February 2022	Darling CBD	Foot patrols targeting all by-laws and parking offences	No Successes
10 February 2022	Yzerfontein Main Beach	Foot patrols targeting all by-laws and parking offences	No Successes
10 February 2022	Riebeeck-Kasteel CBD	Foot patrols targeting all by-laws and parking offences	No Successes
10 February 2022	Moorreesburg CBD	Foot patrols targeting all by-laws and parking offences	1x Unlicensed Motor Vehicle
12 February 2022	Darling CBD	Foot patrols targeting all by-laws and parking offences	3x Drinking in public place/ street
12 February 2022	Riebeeck-West CBD	Foot patrols targeting all by-laws and parking offences	No Successes
12 February 2022	Yzerfontein Main Beach	Foot patrols targeting all by-laws and parking offences	No Successes
14 February 2022	Malmesbury Job Street	Foot patrols targeting all by-laws	1x Drinking in public place/ street
17 February 2022	Darling East & CBD	Foot patrols targeting all by-laws and parking offences	1x Urinate in public place/ street 1x Parking Offence
18 February 2022	Yzerfontein Main Beach	Foot patrols targeting all by-laws and parking offences	No Successes
18 February 2022	Riebeeck-West CBD	Foot patrols targeting all by-laws and parking offences	1x Unlicensed Motor Vehicle
19 February 2022	Riebeeck West Voortrekker Road	Foot patrols targeting all by-laws	3x Drinking in public place/ street 1x Urinate in public place/ street
19 February 2022	Darling Evita Bezuidenhout	Foot patrols targeting all by-laws	1x Drinking in public place/ street 1x Urinate in public place/ street
21 February 2022	Moorreesburg Rosenhof	Foot patrols targeting all by-laws and parking offences	No Successes
22 February 2022	Darling Evita Bezuidenhout	Foot patrols targeting all by-laws	1x Drinking in public place/ street

24 February 2022	Moorreesburg Rosenhof	Foot patrols targeting all by-laws	1x Drinking in public place/ street
26 February 2022	Riebeeck-West CBD	Foot patrols targeting all by-laws and parking offences	3x Drinking in public place/ street 4x Parking Offences
26 February 2022	Malmesbury Job & Tuin Street	Foot patrols targeting all by-laws	6x Drinking in public place/ street
26 February 2022	Yzerfontein Main Beach	Foot patrols targeting all by-laws and parking offences	No Successes

Impounding of animals		
Type of animal	Area Impounded	Total
Dogs	Darling	1 Stray dog
TOTAL		1

Educational programs /Projects			
Date	Area	Description	Detail of educational program
03 February 2022 11:00-12:30	Yzerfontein Atlantic & Dassen Island Drive	Awareness Campaign- Building Regulations	10x Inspections were done at building sites. Contractors were cautioned regarding operating times as per SANS regulations and Swartland Municipality Bylaw- Building Regulations. R/Insp. N. Africa
16 February 2022 10:00-11:00	Darling East	Awareness Campaign- Illegal Dumping	12x Illegal Dumping Awareness pamphlets were distributed in Darling East make residents aware of illegal dumping and whom they can contact if they see any illegal dumping activities. R/Insp. M. Humphreys
21 February 2022 09:00-10:00	Darling East	Awareness Campaign- Spaza Shops- Business Hours	28x Notices signed with information regarding trading hours were handed over to spaza shop owners to make the public aware of their trading hours as complaints were received of individuals hanging (loitering) around the shops at late night. This initiative will assist Law Enforcement, SAPS and the Neighbourhood Watch members when closing tuck shops at night time to minimize the movement of the individuals hanging around tuck shops. R/Insp. M. Humphreys
23 February 2022	Kalbaskraal Area	Awareness Campaign- Illegal Dumping	50x Illegal Dumping Awareness pamphlets were distributed in Kalbaskraal. Area to make

10:00 - 11:00			<p>the residents aware of illegal dumping and whom they can contact if they see any illegal dumping activities.</p> <p>Act. R/Insp. E. Goliath</p>
<p>28 February 2022</p> <p>10:00 - 11:00</p>	Koringberg Area	Awareness Campaign-Illegal Dumping	<p>Various complaints were received in the past of illegal dumping especially near Main road Koringberg Uitsig.</p> <p>Cleansing services clean the area on a weekly basis. Most of this illegal dumping activities took place during the night.</p> <p>Awareness was done in Uitsig Street and 40 pamphlets were handed out to the residents in this street. Residents were motivated to report illegal dumping and residents was interested in the awareness and believed that they can make a difference to be a proud resident of the town Koringberg.</p> <p>Contact details was provided in the pamphlets where illegal dumping can be reported. Law Enforcement will attend to these complaints and take the necessary steps to have an impact. Cleansing services will proceed with their scheduled illegal dumping spot cleaning.</p> <p>R/Insp. M. Cloete</p>

Operations			
Date	Area	Operation detail	Successes
04 February 2022 13:00 – 14:00	Yzerfontein Dassen Island Atlantic Drive	Operation- By laws Enforcing- Building Regulations Members- STLES-1	By – Law enforcement was done regarding Building regulations not adhered to.
07 February 2022 10:00 – 12:00	Yzerfontein Dassen Island Atlantic Drive	Operation- By laws Enforcing- Building Regulations Members- STLES-1	By – Law enforcement was done regarding Building regulations not adhere to.
08 February 2022 11:00-12:00	Malmesbury Illingeletu B- Block	Operation- By laws Enforcing- Illegal Structures Members- STLES- 6	x1 Illegal structure was removed x1 Illegal structure was removed
08 February 2022 10:00 – 11:00	Malmesbury Rainier Street (Spur Parking)	Operation- By law enforcement Enforcing- Illegal Structures Members- STLES- 5	x1 Illegal structure was removed x2 Vagrants were removed with their belongings x1 Illegal structure was removed
11 February 2022 10:00-11:00	Darling Voortrekker Road	Operation- By laws Enforcing- Bylaws & Parking Offences Members- STLES- 2	x1 Stray dog was impounded at SPCA x1 Impoundment
12 February 2022 11:00-12:30	Malmesbury CBD	Operation- By laws Enforcing- Bylaws & Parking Offences Members- STLES- 7	x8 Drinking in public place/ street x1 Urinate in public place/ street x1 Trade without permit x1 Parking Offence x11 Cases

14 February 2022 10:00 – 11:00	Yzerfontein Dassen Island Atlantic Drive	Operation- By laws Enforcing- Building Regulations Members- STLES-1	By – Law enforcement was done regarding Building regulations and not adhering.
16 February 2022 10:00-11:00	Malmesbury CBD	Operation- By laws Enforcing- Bylaw Enforcement Members- STLES- 2	x1 Drink in public place/ street x1 Illegal Dumping x2 Cases
16 February 2022 15:00-16:30	Darling East	Operation- Crime Prevention Enforcing- Crime Prevention Operation- Illegal firearms and drugs Members- STLES- 2 SAPS- 5	x1 Dealing in Tik Arrest Location of arrest- Evita Bezuidenhout Blvd Exhibits- Eight (8) small transparent plastic bag containing Tik- weight 40,7 grams- Street Value- R4800-00 Money confiscated- R1520-00 Darling SAPS Cas- 60/02/2022 Arresting Officer- Sgt. Farmer x2 Arrests- Rebellious Behaviour Traffic Fines- x1 Unlicensed Driver x1 Disobey Stop sign x4 Arrests
21 February 2022 10:30-11:00	Darling CBD	Operation- By laws Enforcing- Bylaw Enforcement Members- STLES- 2	x2 Drinking in public place/ street x2 Cases
21 February 2022 15:00 – 16:00	Yzerfontein Dassen Island Atlantic Drive	Operation- By laws Enforcing- Building Regulations Members- STLES-1	By – Law enforcement was done regarding Building regulations not adhered to.

22 February 2022 06:00 – 11:30	Malmesbury Piketberg Road Traffic Dept. Caravan Park Diepriver Sports Field	Operation- By law enforcement Enforcing- Illegal Structures Members- STLES- 7	x7 Illegal structures were removed x7 Illegal structures were removed
22 February 2022 08:00 -10:30	Riebeek Kasteel Esterhof	Operation- By laws Enforcing- Spaza Shops- Rezoning Members- STLES- 3	x18 Spaza shops visited & checked for compliance- Rezoning x18 Spaza shops were visited
22 February 2022 10:00 – 10:30	Moorreesburg Electric Station	Operation- By law enforcement Enforcing- Illegal Structures Members- STLES- 3	x1 Illegal structure was removed x1 Illegal structure was removed
26 February 2022 11:00 – 12:00	Yzerfontein Dassen Island Atlantic Drive	Operation- By laws Enforcing- Bylaw Enforcement Members- STLES-1	No Successes x0 Cases

Offence description	Cases	Warnings	Total	Comments
Advertisement signs	0	0	0	
Building regulations	2	0	2	
By-laws relating to council property	0	0	0	
By-law relating to fire brigade	0	0	0	
By-laws relating to libraries	0	0	0	
By-laws relating to streets	2	0	2	
By-laws relating to the supply of electricity	0	0	0	
Camping sites	0	0	0	
Control over boundary walls and fences	0	0	0	
Control over Yzerfontein harbor	0	0	0	
Damage to road surface	0	0	0	
Distribution of flyers	0	0	0	
Drinking in public	117	0	117	
Drunk in public - Arrests	5	0	5	
Dumping sites	0	0	0	
Fireworks	0	0	0	
Graveyards	0	0	0	
Illegal Dumping	1	0	1	
Keeping of animals (goats; cows, donkeys, horses, etc.)	0	0	0	
Keeping of bees	0	0	0	
Keeping of dogs	2	0	2	
Keeping of poultry	0	0	0	
Littering	1	0	1	
Nuisance	3	0	3	
Occupational health and safety	0	0	0	
Other by-laws not mentioned elsewhere	7	0	7	
Prevention of fires	0	0	0	
Public Amenities	0	0	0	
Repair/maintenance of vehicles on public/public place	0	0	0	
Sanitation	0	0	0	
Street and door to door collections	0	0	0	
Street vendors and hawkers	0	0	0	
Swimming pool by-laws	0	0	0	
Taxi by-laws	0	0	0	
Traffic by-laws	0	0	0	
Unused vehicles, boats and machines	0	0	0	
Urinate in public	16	0	16	
Washing of vehicles on public road/public place	0	0	0	
Water by-law	0	0	0	
TOTAL	156	0	156	



K9 Unit Monthly Report

FEBRUARY 2022

Staff	Malmesbury	Moorreesburg	Darling	Total
Principal Inspectors	1	1	1	3
Dog handlers	2	2	2	6
TOTAL	3	3	3	9

Activities in Areas		
Area	Type of activity	Total
Abbotsdale	Houses searched	5
	Vehicles searched	3
	Open area searched	0
Chatsworth/ Riverlands	Houses searched	4
	Vehicles searched	12
	Open area searched	0
Darling / Yzerfontein	Houses searched	9
	Vehicles searched	28
	Open area searched	0
Kalbaskraal	Houses searched	3
	Vehicles searched	0
	Open area searched	0
Malmesbury	Houses searched	14
	Vehicles searched	32
	Open area searched	0
Moorreesburg/Koringberg	Houses searched	17
	Vehicles searched	33
	Open area searched	0
Riebeek Kasteel	Houses searched	7
	Vehicles searched	16
	Open area searched	0
Riebeek West	Houses searched	5
	Vehicles searched	21
	Open area searched	0


West Coast Road (R27)	Vehicles searched	46
N7 Road	Vehicles searched	67
	Total Searches	322

Cross-Border Operations		
Date	Area	Successes
06 February 2022	Velddrift (Bergrivier Municipality)	Assist SAPS Velddrift with K78 Roadblock Two (2) Arrests Made – Dealing in Dagga Exhibits: 8 x Bankies Dagga 1 x Stop Dagga 1 x Bag Dagga Total Weight 65 gram

Operations Conducted			
Date	Area	Operation detail	Successes
01 February 2022	Malmesbury	K78	Assist STLE with K78 Roadblock No Arrest
02 February 2022	Malmesbury	K78	Assist STLE with K78 Roadblock One (1) Arrest – Produced Fraudulent Driver's License Card
03 February 2022	Moorreesburg	K78	Roadblock – N7 Weighbridge No Arrest
05 February 2022	Darling	Crime Prevention	Assist SAPS at Darling 7's Rugby Tournament
06 February 2022	Velddrift	K78	Assist SAPS Velddrift with K78 Roadblock Two (2) Arrests Dealing in Dagga Exhibits 8 x Bankies Dagga 1 x Stop Dagga 1 x Bag Dagga Total Weight 65gram
07 February 2022	Malmesbury	Crime Prevention	Assist SAPS at Illegal Protests
08 February 2022	Riebeeck-West	K78	Assist SAPS with K78 Roadblock No Arrest
08 February 2022	Malmesbury	Crime Prevention	Assist SAPS at Illegal Protests
09 February 2022	Malmesbury	Crime Prevention	Assist SAPS at Illegal Protests
18 February 2022	Malmesbury	Crime Prevention	Six (6) Arrests. Dealing in Drugs 4 Possession of Drugs 1 Possession of Dangerous Weapon 1 Exhibits : 15 x Half Mandrax Tablets 11 x Bankies Tik-Tik 1 x Straw Tik-Tik 1 x Paper containing Mandrax powder

19 February 2022	Koringberg	Crime Prevention	<p>One (1) Arrest made for Dealing in Drugs</p> <p>Exhibits – 6 x Full Mandrax Tablets 8 x Bankies Tik-Tik (5.2 gram) 3 x Half Mandrax Tablets 1 x Paper containing mandrax powder R 5 500 in cash confiscated</p>
20 February 2022	Malmesbury	Crime Prevention	<p>One (1) Arrest Made – Possession of Drugs</p> <p>Exhibits: 3 x Full Mandrax Tablets 1 x Half Mandrax Tablet 1 x Bankie Tik-Tik</p>
24 February 2022	Malmesbury	Crime Prevention	<p>One Arrest Made – Dealing Drugs and Possession of Unlicensed Firearm.</p> <p>Exhibits: 12 x Full Mandrax Tablets 16 x Half Mandrax Tablets 3 x Bankies crushed mandrax 10 x Bankies Tik-Tik 1 x 0.22 mm Firearm 11 x Live Rounds</p>
24 February 2022	Moorreesburg	K78	<p>K78 Roadblock at N7 Weighbridge Moorreesburg – No Arrests</p>
26 February 2022	Moorreesburg	Crime Prevention	<p>One (1) Arrest made for Dealing in Liquor</p> <p>Exhibits: 180 x 750ml Black Label 40 x 750ml Castle Lager 14 x 660ml Redds Ciders 48 x 1 litre Cape Best White Wine 7 x 5 litre 4th Street Wine 1 x 3 litre Box Wine 2 x 750ml Red Johnny Walker</p> <p>TOTAL OF 15 ARRESTS FOR THE MONTH OF FEBRUARY 2022.</p>

OPERATIONAL IMAGES



REGISTRATION & LICENCING



REPORT FEBRUARY 2022

INCOME: REGISTRATION AND LICENCING FEBRUARY 2022

		MALMESBURY		MOORREESBURG		DARLING	
		TOTAL	AMOUNT	TOTAL	AMOUNT	TOTAL	AMOUNT
Driving license applications							
Motor cycles	@ R 135.00	8	R1080.00	4	R540.00		
Light motor vehicles	@ R 135.00	66	R8910.00	18	R2430.00		
Heavy motor vehicles	@ R 200.00	136	R27 200.00	116	R23 200.00		
Total: driving license applications		210	R37 190.00	138	R26 170.00		
Temporary driving licence appl.	@ R 45.00	114	R5130.00	38	R1710.00	19	R855.00
Driving licenses issued							
Income for Municipality	@ R 61.00	382	R23 302.00	127	7747.00	57	R3477.00
Driving licenses issued							
Amount due to Prodiba	@ R 79.00	382	R30 178.00	127	R10 033.00	57	R4 503.00
Leaners licenses:							
Applications	@ R 68.00	257	R17 476.00	67	R4556.00	47	R3196.00
Issued	@ R 33.00	89	R2937.00	65	R2145.00	17	R561.00
Duplicate	@ R 33.00	18	R594.00	4	R132.00	1	R33.00
Instructors certificates:							
Applications	@ R 165.00						
Issued	@ R 33.00	1	R33.00				
Motor vehicles:							
Duplicate Registrations	@ R 165.00	84	R13 860.00				
Duplicate Traffic Register certificates	@ R 33.00	8	R264.00				
Temporaal Permits	@ R 66.00	192	R12 672.00				
Special Permits	@ R 48.00	78	R3 744.00				
Applications for roadworthy certificates							
Light motor vehicles	@ R135.00	72	R9 720.00	15	R2 025.00		
Heavy motor vehicles	@ R 165.00	26	R4 290.00	13	R2 145.00		
Motor cycles	@ R55.00	8	R440.00	2	R110.00		
Total		106	R14 450.00	30	R4 280.00		
Roadworthy certificates	@ R 33.00	101	R3333.00	20	R660.00		
Professional Driving permits	@ R 80.00	88	R7040.00	35	R2800.00	12	R960.00
Issue of information	@ R 22.00	1	R22.00				
Registration of motor vehicles	@ R 240.00	951	R228 240.00				
Motor trade numbers	@ R 72.00	2	R144.00				
Licence fees			R3 414 461.20				R 3 414 461.20
Total							
Commission: Licence fees			R409 735.33				R409 735.33
Total							

DRIVING LICENSE & ROAD WORTHY SECTION: FEBRUARY 2022

WAITING PERIOD FOR DRIVING- AND LEARNERS LICENSE TESTS IN WEEKS

KEY INDICATORS	Malmesbury	Moorreesburg	Darling	Average
Waiting period: Driving Licenses Light motor vehicles	6.0	7.5	----	6.75
Waiting period: Driving Licenses Heavy motor vehicles	6.5	8.5	----	7.5
Waiting period: Learners Licenses	4.5	1.5	4.0	3.3

LEARNERS LICENSE STATISTICS

MALMESBURY

CODES	01	02	03	TOTAL
Absent	0	6	18	24
Postponed	0	0	0	0
Passed	11	35	42	88
Failed	2	16	30	48
Oral Test	2	0	1	3
TOTAL	15	57	91	163
	63 %			

Codes: 01 – Motorcycle
 02 – Light motor vehicles
 03 – Heavy motor vehicles

MOORREESBURG

CODES	01	02	03	TOTAL
Absent	0	1	1	2
Postponed	0	1	0	1
Passed	10	9	45	64
Failed	4	1	12	17
Oral Test	0	0	3	3
TOTAL	14	12	61	87
	76 %			

Codes: 01 – Motorcycle
 02 – Light motor vehicles
 03 – Heavy motor vehicles

LEARNERS LICENSE STATISTICS

DARLING

CODES	01	02	03	TOTAL
Absent	0	0	1	1
Postponed	0	0	0	0
Passed	1	10	6	17
Failed	0	5	12	17
Oral Test	0	0	0	0
TOTAL	1	15	19	35
	50 %			

Codes: 01 – Motorcycle
 02 – Light motor vehicles
 03 – Heavy motor vehicles

DRIVING LICENSE STATISTICS

MALMESBURY DRIVING LICENSE TEST CENTRE

CATEGORIES	Motorcycle		Light motor vehicle		Heavy motor vehicle				TOTALS
Codes	A	A1	B	EB	C	C1	EC1	EC	
Absent	1	0	8	0	2	32	0	12	55
Postponed	0	0	1	0	0	0	0	0	1
Passed	2	0	23	0	0	58	1	2	86
Failed	1	0	29	0	0	52	0	14	96
TOTAL	4	0	61	0	2	142	1	28	238
	31 %								

MOORREESBURG DRIVING LICENSE TEST CENTRE

CATEGORIES	Motorcycle		Light motor vehicle		Heavy motor vehicle				TOTALS
Codes	A	A1	B	EB	C	C1	EC1	EC	
Absent	0	0	8	0	0	6	0	2	16
Postponed	0	0	0	0	0	2	0	1	3
Passed	2	0	9	0	0	20	0	5	36
Failed	0	0	17	0	0	47	0	11	75
TOTAL	2	0	34	0	0	75	0	19	130
	32 %								

ROADWORTHY STATISTICS

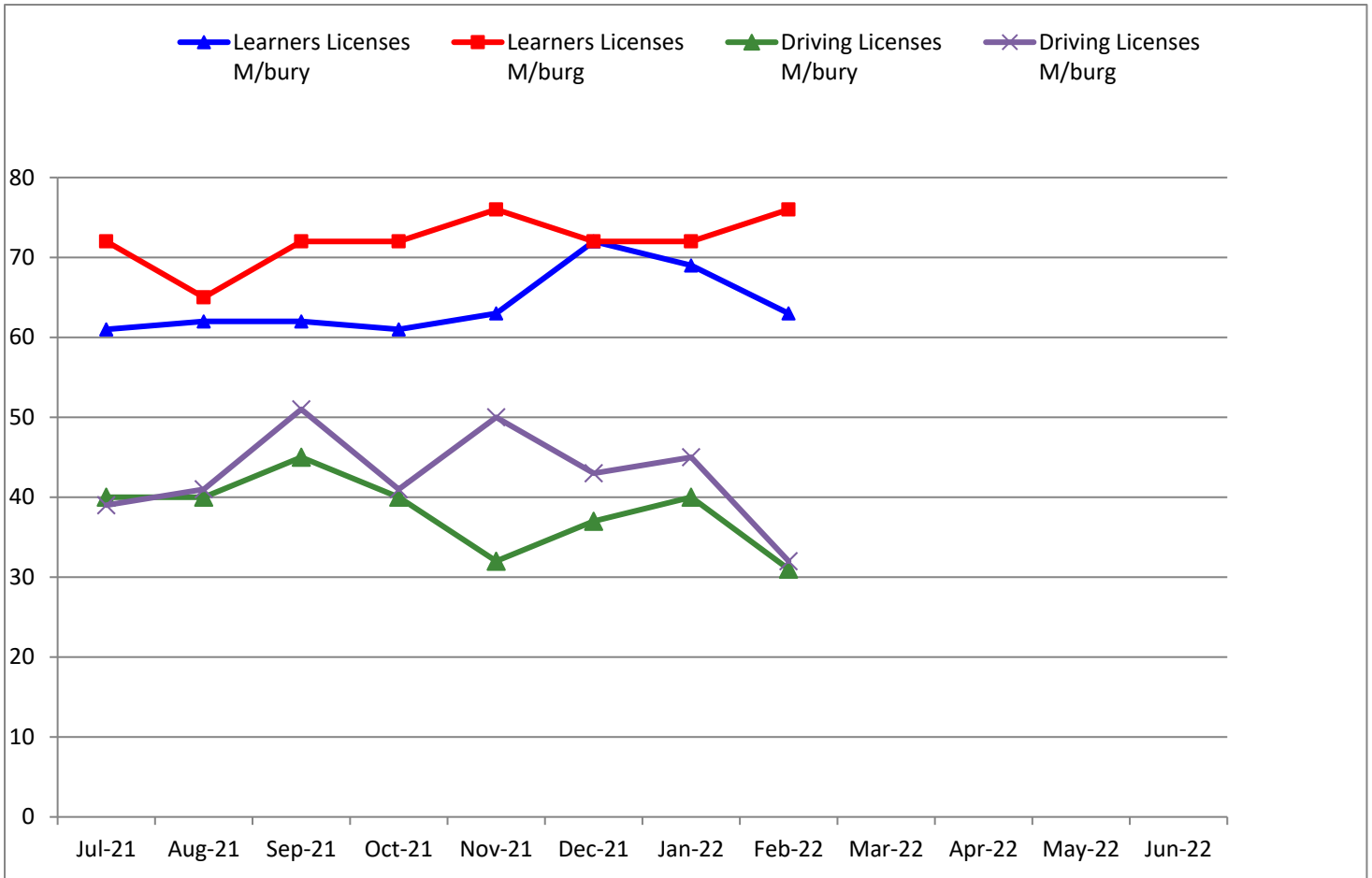
MOORREESBURG VEHICLE TESTING STATION

TYPE OF TEST AND RESULT	Motor cycle	Bus	Heavy motor vehicle	Trailer	Other	TOTAL
First test: Passed	6	3	7	5	47	68
Failed	0	0	0	0	0	0
Retest	1	3	11	3	17	35
Retest: Passed	0	4	14	3	12	33
Failed	0	0	0	0	0	0
TOTAL	7	10	32	11	76	136

MALMESBURY VEHICLE TESTING STATION

TYPE OF TEST AND RESULT	Motor cycle	Bus	Heavy motor vehicle	Trailer	Other	TOTAL
First test: Passed	6	3	7	5	47	68
Failed	0	0	0	0	0	0
Retest	1	3	11	3	17	35
Retest: Passed	0	4	14	3	12	33
Failed	0	0	0	0	0	0
TOTAL	7	10	32	11	76	136

PASS RATE SWARTLAND



TRAFFIC OPERATIONS



TRAFFIC STATISTICS – FEBRUARY 2022

Total Traffic Officers	
Designation	Swartland Area
Head: Traffic Services	1 officer
Shift A	5 officers
Shift B	5 officers
Speed enforcement	2 officers
Warrant section	4 officers
Educational programs	1 officer
Admin & Logistics	2 officers
Traffic Wardens	2 officers
Control Room officers	12 officers
TOTAL	20 Operational Officers

DETAIL OF TRAFFIC CASES – FEBRUARY 2022		
Offence description	Total	Comments
Licensing of drivers		
Unlicensed Driver	162	Include drivers not having their driving licences with them.
Unlicensed Driver- Permit Vehicles	14	
Learner Driver offences	5	
Other offences regarding driving licenses	5	
Operator Offences	6	
PRDP Offences	15	
Roadworthy Certificate Offences	2	
Other Offences Regarding RTQS	1	
Discontinue Notice	16	
Unlicensed/Unregistered Motor Vehicles	146	
Failure to notify change	0	
Number Plate Offences	17	
Other offences regarding registration / licensing	0	
Moving violations		
Inconsiderate driving	1	

Traffic Signal Disobey	8	
Disobey Stop Sign	35	
Disobey No U-Turn	6	
Disobey No U-Hitch hiking	0	
Disobey Other Road Signs	25	
Offences Regarding The Duties of Drivers	0	
Seat Belt Or Crash Helmet	10	
Turning in the Face of Oncoming Traffic	11	
Turning Without Signalling	0	
Illegal Overtaking	1	
Changing Lanes	0	
Enter When Unsafe	0	
Cell Phone	5	
Excessive Noise by wilful act	0	
Other Offences Regarding Rules Of The Road	0	
Stopping and parking		
Stopping where Prohibited	0	
Stopping Causing Danger or Obstruction	9	
Parking Where Prohibited	41	
Loads and projections		
Overload - Goods	0	
Exceeding projection limits	0	
Insecure Load – Spillage	0	
Dangerous Goods	0	
Vehicle defects		
Defective Brakes	10	
Defective Steering	0	
Defective Tyres	5	
Defective Silencer	0	
Deposit Oil or Fuel	0	
Defective Lamps	17	Focus area especially during night times and winter.
Other Defects	8	
Public Motor Vehicle/Taxi Offences		
Overload – Passengers	12	
No operating license	14	
Operating contrary to operating license	4	
Speeding offences		
Refer camera feedback page.		
Sundry		
Caution Notice / Confiscation	11	

Arrests - Driving whilst under the influence	0	
Arrests – Reckless and Negligent driving	4	
Arrests - False or Forged documents	0	
Arrests – Other	2	
Arrests – Warrants	0	
Other offences not mentioned elsewhere	0	
TOTAL	628	

TRAFFIC FINES: PAID CASES – FEBRUARY 2022

Summonses, 341 Notices & Speeding Offences		
Service Provider	Total cases paid	Monetary value of paid cases
TMT	1249	R561 450.00

Total Warrants Served	Total Warrants withdrawn by Court	Monetary value of paid Warrants
62	0	R74 150.00
Expired warrants for February '22		Monetary value
	-	R206 150.00

Warrants of arrests													
	Total warrants finalized (Paid; withdrawn; older than 2 years)												
	July 2021	August 2021	September 2021	October 2021	November 2021	December 2021	January 2022	February 2022					
TMT	45	45	71	107	117	59	83	62					

MONTHLY CAMERA SUMMARY –FEBRUARY 2022

MOBILES

1. 2117	HOURS: 95.21	CASES LOGGED: 766
2. 2020-	HOURS: 104.36	CASES LOGGED: 701
3. 2018-	HOURS: 46.12	CASES LOGGED: 304
4. 2094-	HOURS: 146.67	CASES LOGGED: 1647

TOTAL CAPTURE : 3418

TOTAL HOURS : 392.36

TOTAL PAID TICKETS: 1249

MONETARY VALUE : R561,450.00

FIXED SITE:

1. MB061-	VOORTREKKER RD	: 7
2. MB075-	MOORREESBURG	: 29
3. MB062-	RIEBEEK WES	: 3

TOTAL CAPTURED: 39

AVERAGE SPEED OVER DISTANCE (ASOD'S)

LOCATION CODE	CAM SERIAL NUMBER	DESCRIPTION	TOTAL LOGGED
402	BF01	R27 NORTHBOUND BETWEEN YZERFONTEIN KM 73 AND BUFFELSFONTEIN KM 88	969
403	YF02	R27 SOUTHBOUND BETWEEN BUFFELSFONTEIN KM 88 AND YZERFONTEIN KM 73	869
TOTALS			1838

WARRANTS PAID = * 62 (R74 150.00)

EXPIRED WARRANTS (OLDER THEN 2 YEARS) FOR FEBRUARY = R206 150.00

MB080- MOORREESBURG WEIGHBRIDGE =* 2003 INFRINGEMENTS.

	July 2021	August 2021	Sept 2021	October 2021	Nov 2021	Dec 2021	Jan 2022	Feb 2022			
Vehicles stopped	3519	3594	3292	2861	3287	2712	3652	3623			
Vehicles Overload/ Charged	40	44	42	31	40	20	43	49			
Monetary Value	R 71 120	R 80 525	R 70 800	R47 500	R55 350	R36 500	R65950	R64100			

VEHICLE CHECK POINTS (VCP's)				
Date	Area	Description	Vehicles Stopped/ Count	Traffic Cases issued
01 February 2022	Piet Retief street (R45) & Barlinka Street, Malmesbury	VCP	27	2 x Cases
02 February 2022	R302 Klipheuwel road, Malmesbury	VCP	14	2 x Cases
02 February 2022	Kloof street, Riebeeck Kasteel	VCP	23	6 x Cases
03 February 2022	Voortrekker road(CPM), Malmesbury	VCP	14	2 x Cases
05 February 2022	Evita Bezuidenhoudt blvd & Caledon street, Darling	VCP-Stop street Enforcement	3	3 x Cases
05 February 2022	Evita Bezuidenhoudt blvd, Darling	VCP	10	7 x Cases
07 February 2022	Darling road, Malmesbury	VCP	69	14 x Cases
07 February 2022	N7 On Ramp, Malmesbury	VCP	39	8 x Cases
07 February 2022	Voortrekker road (SPAR), Malmesbury	U-Turn Enforcement	2	2 x Cases
07 February 2022	Malmesbury	VCP	61	3 x Cases
08 February 2022	c/o Darling & Church street, Abbotsdale	VCP-Stop street Enforcement	9	9 x Cases
08 February 2022	Voortrekker Road(SPAR), Malmesbury	U-Turn Enforcement	2	2 x Cases
08 February 2022	Voortrekker Road(SPAR), Malmesbury	U-Turn Enforcement	2	2 x Cases
09 February 2022	Voortrekker road(CPM), Malmesbury	VCP	37	2 x Cases
09 February 2022	c/o Truter & Arcadia street, Malmesbury	VCP-Stop street Enforcement	2	2 x Cases
09 February 2022	c/o Darling road & Church street, Abbotsdale	VCP-Stop street Enforcement	11	12 x Cases
09 February 2022	R315 Railway Darling Malmesbury road	Moving Violations	1	1 x Case
10 February 2022	R315 Darling Yzerfontein road	Moving Violations	8	7 x Cases

11 February 2022	Voortrekker road(SPAR), Malmesbury	U-Turn Enforcement	1	1 x Case
10 February 2022	Hoof street, Moorreesburg	VCP	16	1 x Case
12 February 2022	Voortrekker, Malmesbury	VCP	61	12 x Cases
12 February 2022	Evita Bezuidenhudt, Darling	VCP	22	1 x Case
12 February 2022	Malmesbury CBD & Wesbank	Moving Violations	12	10 x Cases
13 February 2022	Malmesbury area	Moving Violations	15	18 x Cases
13 February 2022	Klein Dassenberg road, Kalbaskraal	VCP	49	24 x Cases
15 February 2022	Buitekant street, Yzerfontein	VCP	16	4 x Cases
15 February 2022	Schoonspruit road, Malmesbury	VCP	12	4 x Cases
16 February 2022	Evita Bezuidenhoudt, Darling	VCP-Stop street Enforcement	1	2 x Cases
16 February 2022	Main road, Moorreesburg	VCP	23	3 x Cases
18 February 2022	Bokomo road, Malmesbury	VCP	23	5 x Cases
19 February 2022	Piet Retief street (R45) & Barlinka Street, Malmesbury	VCP	25	4 x Cases
19 February 2022	Evita Bezuidenhoudt blvd, Darling	VCP	11	2 x Cases
19 February 2022	Kloof street, Riebeek, Kasteel	VCP	20	5 x Cases
20 February 2022	Klein Dassenberg road, Kalbaskraal	VCP	49	9 x Cases
21 February 2022	Piet Retief street, Malmesbury	VCP	34	7 x Cases
22 February 2022	c/o Truter & Arcadia street, Malmesbury	VCP-Stop street Enforcement	4	2 x Cases
22 February 2022	Voortrekker road, Malmesbury	VCP	25	5 x Cases
23 February 2022	R315 Darling/Yzerfontein road, Yzerfontein	VCP-Public Transport Enforcemet	12	10 x Cases

23 February 2022	N7-On ramp, Malmesbury	VCP	31	7 x Cases
23 February 2022	Darling road, Malmesbury	VCP-Scholar transport Enforcement	17	6 x Cases
24 February 2022	R315 & R27 Yzerfontein	VCP	19	7 x Cases
24 February 2022	c/o Kloof & Riebeek street, Riebeek Kasteel	VCP	26	16 x Cases
24 February 2022	Darling road, Malmesbury	VCP-Scholar patrol Enforcement	23	2 x Cases
24 February 2022	Pastorie road CBD, Darling	Moving Violations	5	2 x Cases
25 February 2022	4 way Cross Main road Darling	VCP-Stop street Enforcement	4	2 x Cases
26 February 2022	Van Riebeek street, Riebeek Kasteel	VCP	44	8 x Cases
26 February 2022	Darling	Moving Violations	2	3 x Cases
26 February 2022	c/o Cemetery & Radnor road, Chatsworth	VCP	75	20 x Cases
26 February 2022	Kloof street, Riebeek Kasteel	VCP	66	18 x Cases
26 February 2022	Groenrivier, Chatsworth	VCP	12	9 x Cases
28 February 2022	Alfa street, Malmesbury	VCP	13	4 x Cases
28 February 2022	Voortrekker road, Riebeek West	VCP	29	0 x Case
		40 x VCP's	1131 x vehicles stopped	318 X Cases Traffic cases

Foot Patrols

Date	Area	Description	Successes
02 February 2022	CBD Malmesbury	Check for all Traffic related offences and Bylaws	12 x Cases
02 February 2022	CBD Malmesbury	Check for all Traffic related offences and Bylaws	4 x Cases
04 February 2022	Malmesbury Lower-CBD	Check for all Traffic related offences and Bylaws	5 x Cases
08 February 2022	Malmesbury Lower-CBD	Check for all Traffic related offences and Bylaws	9 x Cases
08 February 2022	CBD Malmesbury	Check for all Traffic related offences and Bylaws	2 x Cases
09 February 2022	Malmesbury Lower-CBD	Check for all Traffic related offences and Bylaws	1 x Case
10 February 2022	Malmesbury Lower-CBD	Check for all Traffic related offences and Bylaws	2 x Cases
10 February 2022	CBD Malmesbury	Check for all Traffic related offences and Bylaws	3 x Cases
12 February 2022	Malmesbury Lower-CBD	Check for all Traffic related offences and Bylaws	9 x Cases
14 February 2022	Malmesbury Lower-CBD	Check for all Traffic related offences and Bylaws	0 x Cases
15 February 2022	Malmesbury Upper -CBD	Check for all Traffic related offences and Bylaws	5 x Cases
16 February 2022	CBD Malmesbury	Check for all Traffic related offences and Bylaws	4 x Cases
18 February 2022	Lower-CBD Malmesbury	Check for all Traffic related offences and Bylaws	1 x Case
19 February 2022	Malmesbury CBD	Check for all Traffic related offences and Bylaws	6 x Cases
19 February 2022	Main road, Riebeeck Kasteel	Check for all Traffic related offences and Bylaws	3 x Cases
21 February 2022	Malmesbury Upper -CBD	Check for all Traffic related offences and Bylaws	5 x Cases
21 February 2022	Lower-CBD Malmesbury	Check for all Traffic related offences and Bylaws	0 x Cases
22 February 2022	Lower-CBD Malmesbury	Check for all Traffic related offences and Bylaws	2 x Cases
23 February 2022	Lower-CBD Malmesbury	Check for all Traffic related offences and Bylaws	0 x Cases
24 February 2022	Malmesbury CBD	Check for all Traffic related offences and Bylaws	28 x Cases
26 February 2022	Lower-CBD Malmesbury	Check for all Traffic related offences and Bylaws	16 x Cases

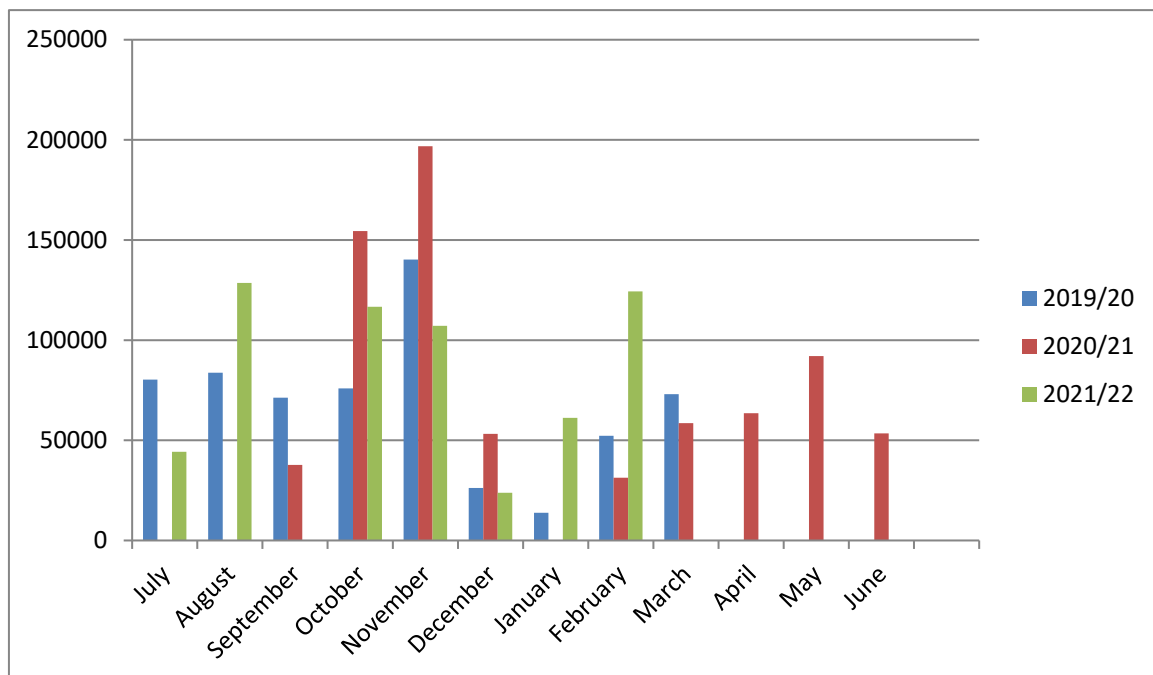
28 February 2022	CBD Riebeek Kasteel	Check for all Traffic related offences and Bylaws	5 x Cases
2/8 February 2022	Upper – CBD Malmesbury	Check for all Traffic related offences and Bylaws	3 x Cases
28 February 2022	Lower-CBD Malmesbury	Check for all Traffic related offences and Bylaws	4 x Cases
		TOTAL x 24	129 x Cases

K78 ROADBLOCKS

Date	Area	Description	Vehicles Stopped/ Counted	Traffic Cases issued/Other
01 February 2022	Voortrekker Road (CPM), Malmesbury	K78	139	23 x Cases
02 February 2022	Voortrekker Road (R302), Malmesbury	K78	156	27 x Cases

ANPR - BUS OPERATIONS

Date	Location	Total Payments	Amount
02 February 2022	Main road, Yzerfontein(Die Stal)	53	R 19 500.00
11 February 2022	Voortrekker Road CPM), Malmesbury	42	R 8 350.00
16 February 2022	Piet Retief Road, Malmesbury	42	R 23 000.00
24 February 2022	Piketberg road, Malmesbury(Traffic dpt)	58	R 21 200.00
25 February 2022	Klipheuwel Road, Malmesbury	109	R 52 300.00
Total Payment Value		304	R 124 350.00



VEHICLE IMPOUNDMENTS: FEBRUARY 2022

Date	Vehicle description	Reason for impoundment
	NONE	



Verslag Φ Ingxelo Φ Report

Kantoor van die Direkteur: Beskermingsdienste
Afdeling: Brandweerdienste

5 April 2022

7/1/2/2-3

ITEM 5.1.3 VAN DIE AGENDA VAN 'N PORTFEULJEKOMITEE VERGADERING WAT GEHOUSAL WORD OP 20 APRIL 2022.

ONDERWERP:	VERSLAG: BRANDWEER DIENSTE: FEBRUARIE 2022
SUBJECT:	REPORT: FIRE BRIGADE SERVICES: FEBRUARY 2022

1. BACKGROUND / AGTERGROND

Attached find the report of the Fire Brigade Services for February 2022.

2. AANBEVELING

Vir bespreking deur die Raad.
For discussion by Council.

(get) P A C Humphreys

(get) **MUNISIPALE BESTUURDER**
(sgnd) **MUNICIPAL MANAGER**



- MEMORANDUM -

Kantoor van die Direkteur Beskermingsdienste
Afdeling: Brandweer
16 Maart 2022

7/1/2-3

BRANDWEER – MAANDVERSLAG: FEBRUARIE 2022 FIRE BRIGADE – MONTHLY REPORT: FEBRUARY 2022

FIRE DEPARTMENT: PERSONNEL PER AREA										
Town/Area										
	Abbotsdale	Chatsworth/ Riverlands	Darling	Kalbaskraal	Koringberg	Malmesbury	Moorreesburg	Riebeeck Vallei	Yzerfontein	TOTAL
Chief Fire Officer	0	0	0	0	0	1	0	0	0	1
Platoon Commander	0	0	0	0	0	1	0	0	0	1
Fire Fighter	0	0	2	0	0	0	2	0	0	4
*Temporary Fire Reservists	0	0	3 per standby week	0	0	5 per standby week	2 per standby week	2	1	13 per week
Minimum Required Trained personnel per shift			8	4		8	8	4	4	36

*13 Temporary Fire Reservists on standby weekly.

*Temporary Fire Reservists on standby from 17:00 – 08:00 daily and from 08:00 – 08:00 on weekends.

*Please note that the temporary Fire Reservists have limited capacity due to no formal firefighting training.

DATE	TIME	FEBRUARY MONTHLY REPORT MALMESBURY	WCDM Assisted SM	Swartland Assisted WCDM
01.02.2022	07:14 15:35	Motor Vehicle Accident – Spar robot Voortrekker Road Veld fire – behind the sewerage plant		
02.02.2022	09:14	Veld fire – next to Bloues Sports Field		
03.02.2022	00:08 08:59	Veld fire – Smuts Street, opposite 'laagwater brug' Refuse bin on fire - Jakaranda Street		
04.02.2022	11:16	Medical assistance (bee attack at sport event) – Liebenberg Primary School		
05.02.2022	23:42	Motor Vehicle Accident – N7, near Golf Estate		
06.02.2022	10:18	Veld fire – behind Protea Street, Abbotsdale		
08.02.2022	00:58	Refuse bin on fire – bridge, Schoonspruit Road		
09.02.2022	11:24 18:00	Motor Vehicle alight – Hilltop View Veld fire – N7, direction Abbotsdale		

10.02.2022	11:12 16:36	Rubbish on fire – Abbotsdale cemetery Motor Vehicle Accident – N7, between Malmesbury and Abbotsdale.		
11.02.2022	17:20	Rubbish on fire – behind Lang Street, Abbotsdale		
12.02.2022	01:15 11:30 19:27 21:30	Veld fire – N7, direction Abbotsdale Veld fire – near Primary School, Riverlands Motor Vehicle Accident – cnr of Lang & Hugenote Street Tree & rubbish on fire – Holomisa Street		
13.02.2022	00:45 10:30 14:30	Motor Vehicle Accident – N7, Chatsworth turn-off Veld fire – railway, Darling Road Veld fire – Landbou-grond, Riverlands		
15.02.2022	08:33	Veld fire – Vlakfontein Farm		
16.02.2022	07:11 09:35	Cleaning of road (fruit waste) - cnr Abattoir & Darling Road Motor Vehicle Accident – Darling Road		
17.02.2022	13:01 20:31	Motor Vehicle alight – R46, direction Hermon Veld fire – Boltney Street, Abbotsdale		
19.02.2022	09:38 10:19 20:14 22:58 23:56	Veld fire – Kokkewiet Street, Kalbaskraal Garden waste on fire – Plein Street Veld fire – Wesbank cemetery Veld fire – N7, Abbotsdale House on fire – 16 Kanarie Street		
20.02.2022	11:02	House on fire – Silvertown		
21.02.2022	05:35 11:11	Veld fire – Klipkoppie Storage building on fire – 16 Landbou-grond, Riverlands		
22.02.2022	08:14 12:59	Motor Vehicle alight – 3 Anemoon Street Veld fire – Night Shelter, Alfa Street		
23.02.2022	11:54	Refuse bin on fire – Jakaranda Street		
24.02.2022	11:17	Bush fire – Riverlands		
25.02.2022	15:40 21:35	Reeds on fire – behind Master Air Brakes Veld fire – opposite Silvertown, Chatsworth		
26.02.2022	15:54 17:30	Veld fire – N7, direction Chatsworth Motor Vehicle Accident – Main Road, Kalbaskraal		
27.02.2022	12:43 19:53 21:13	Veld fire – Essenhout Street Veld fire – Schoonspruit Road, cemetery, Industrial area Veld fire – Silvertown bush, Riverlands		
28.02.2022	08:52 15:35 16:15	Refuse bin on fire – Jakaranda Street Motor Vehicle Accident – Main Road, Kalbaskraal Veld fire – School Street, Abbotsdale		

DATE	TIME	FEBRUARY MONTHLY REPORT MOORREESBURG	WCDM Assisted SM	Swartland Assisted WCDM
03.02.2022	07:40	Refuse bin on fire – Olyfboom Street		
06.02.2022	13:24	Dumping site on fire – Koringberg		
07.02.2022	10:06	Dumping site on fire – Koringberg		
12.02.2022	19:40	Veld fire – Fair View		
16.02.2022	09:22 11:49 21:26	Veld fire – Spoorweg Road Refuse bin on fire – Sibanye House on fire (empty house/show house) – Main Road		

18.02.2022	01:37 14:45 19:55 21:26	House on fire – 47 Olyfboom Street Veld fire – Spoorweg Street Veld fire – Protea Street Structure on fire – 30 Sonneblom Street		
20.02.2022	07:02	Refuse bin on fire – Palmboom Street		
23.02.2022	13:46	Plastic fire – behind golf course		

DATE	TIME	FEBRUARY MONTHLY REPORT RIEBEEK VALLEY	WCDM Assisted SM	Swartland Assisted WCDM
02.02.2022	22:25	Storage building on fire – 5 Roos Street, Riebeek Kasteel		
05.02.2022	06:23 10:23	Structure on fire – 44 Madeliefie Street, Riebeek Kasteel Veld fire – Conniffe January Street, Riebeek West		
07.02.2022	17:10	Veld fire – Lelie Street, Riebeek Kasteel		
09.02.2022	16:00	Veld fire – Sending Street, Riebeek West		
12.02.2022	15:44	Veld fire – Main Street, Riebeek West		
14.02.2022	21:39	Veld fire – Station Street, Riebeek West		
16.02.2022	09:14	Refuse bin on fire – Lelie Street, Riebeek Kasteel		
17.02.2022	19:10	House on fire – Main Road, Riebeek Kasteel		
18.02.2022	14:47 19:42	Veld fire – behind sewerage plant, Riebeek Kasteel Veld fire – Station Road, near railway, Riebeek West		
20.02.2022	05:26	Motor Vehicle Accident – R46, Perdefontein Farm, Riebeek Kasteel		
24.02.2022	06:50	Veld fire – Watsonia Street, Riebeek Kasteel		
25.02.2022	21:21	Veld fire – railway, Riebeek West		
26.02.2022	12:14 18:13	Veld fire – Sewerage Street, Riebeek Kasteel Veld fire – Kachelhoffer Street, neat railway		
27.02.2022	15:13	Veld fire – Knolfontein Farm, Riebeek West		
28.02.2022	00:32 01:35	Veld fire – Madeliefie Street, Riebeek Kasteel Veld fire – Thomas Beukes Street, RDP Housing		

DATE	TIME	FEBRUARY MONTHLY REPORT DARLING / YZERFONTEIN	WCDM Assisted SM	Swartland Assisted WCDM
01.02.2022	15:07	Rubbish on fire – Gousblom Street, Darling		
02.02.2022	10:49	Motor Vehicle Accident – R27, Jakkalsfontein		
03.02.2022	10:28	Motor Vehicle Accident – R27, Buffelsfontein		
07.02.2022	10:35	Rubbish on fire – Asla Street, Darling		
08.02.2022	11:24	Caught a snake – Darling Meat, Darling		
13.02.2022	20:16	Veld fire – 1 st Avenue, Darling		
16.02.2022	11:32 14:53	Motor Vehicle Accident – Yzerfontein Road, before dumping site, Yzerfontein Veld fire – Darling Brew, Darling,		

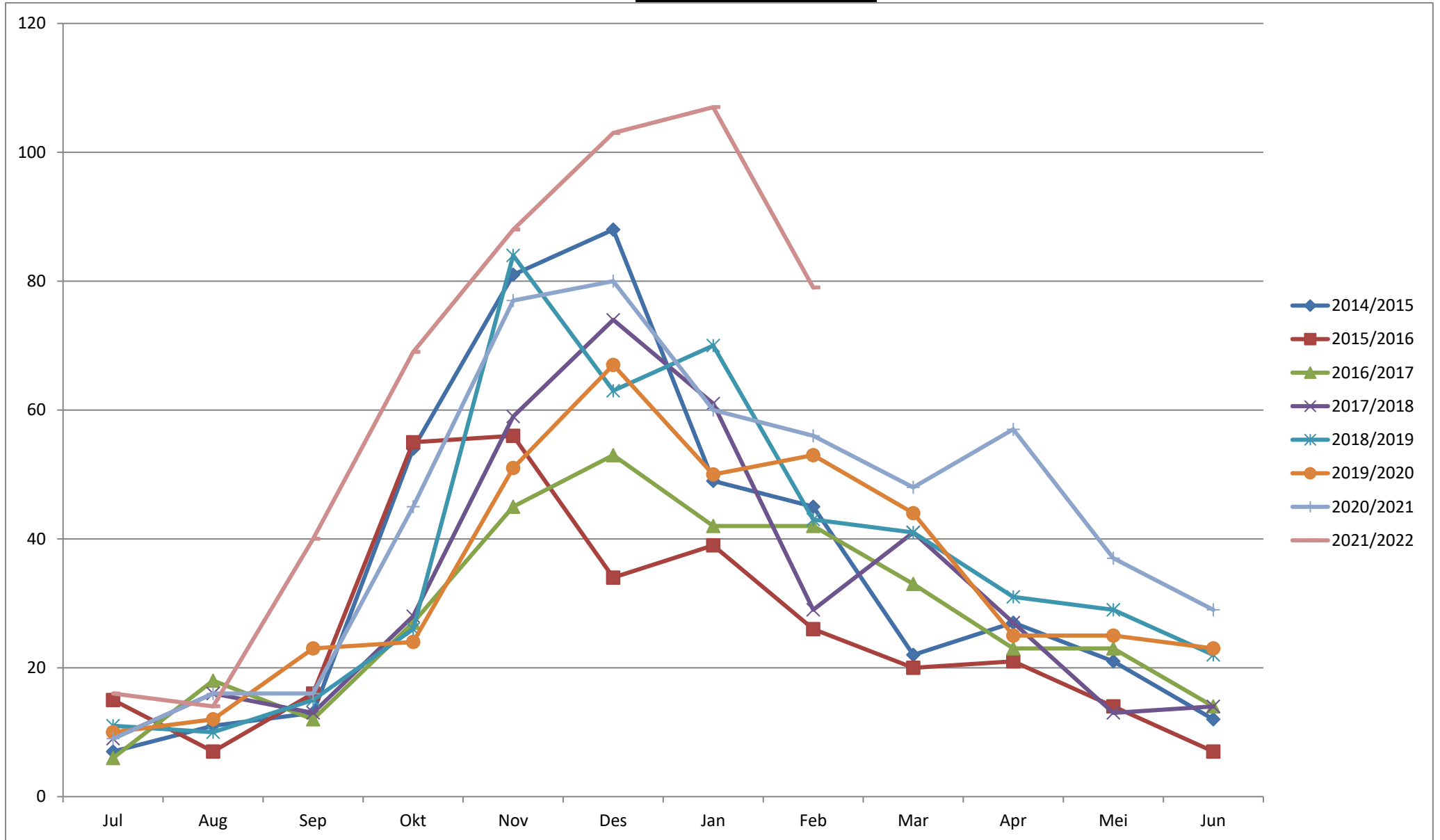
18.02.2022	18:02	Veld fire – Somerset Circle & dumping site, Darling		
20.02.2022	12:46	Veld fire – Caledon Street, opposite Darling Brew, Darling		
21.02.2022	18:50	Veld fire – Uilenkraal Road, Darling		
22.02.2022	01:45	Motor Vehicle Accident – R27, Buffelsfontein		
25.02.2022	03:28	Veld fire – ASLA, opposite RBJ Bricks		
26.02.2022	14:23 15:04 15:04	Veld fire – Ormonde Wines Veld fire – Swimming pool, Darling Veld fire – Rugby field, Darling		

GENERAL

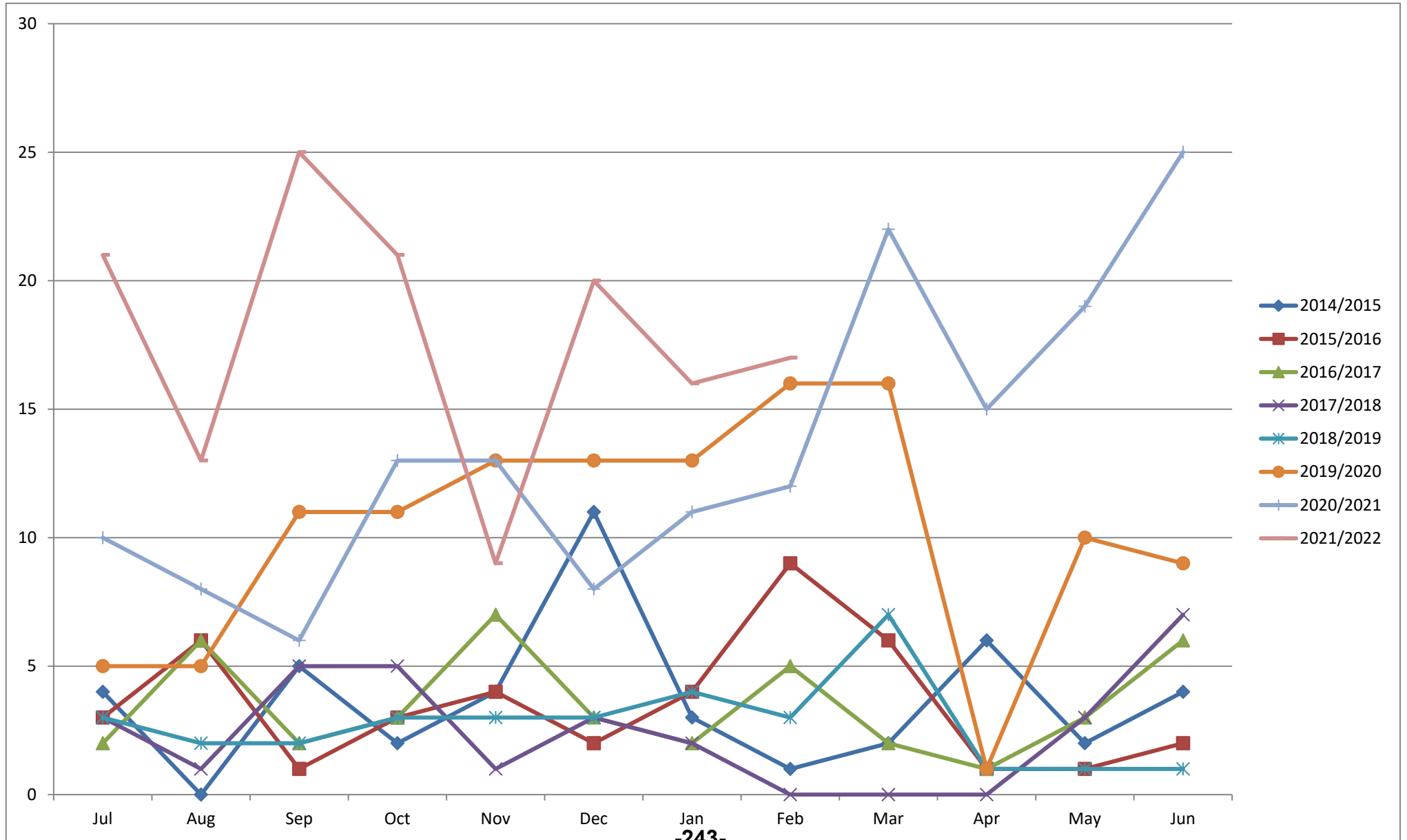
1. Fire inspection and life safety done at:
 - Raiel Malmesbury
 - Annexkloof
2. Building Plans:
 - Erf 447, Darling
3. All operational firefighting vehicles and equipment inspected on a weekly basis.

(sgnd) CHIEF FIRE OFFICER: R HARRIS

AMOUNT OF FIRES



AMOUNT OF OTHER INCIDENTS



	Fire Brigade Service: SWARTLAND MUNICIPAL Fire & Rescue Services								Contact Person: ROYSTEN HARRIS				
	(Municipality/Location) MALMESBURY								Contact Details: 022 487 9400				
	February 2022												
OCCUPANCY OR PROPERTY		Probable causes / moontlike oorsake											Number of fires
		1 smoking	2 elec. faults	3 open flames	4 cooking	5 heating	6 welding & cutting	7 lightning	8 arson	9 undetermined	10 other (specify)		
											False Alarm good intent	False Alarm malicious	
RESIDENTIAL	FORMAL									4			4
	INFORMAL									2			2
	FLATS												
	HOTELS AND BOARDING HOUSES												
INSTITUTIONAL	HOSPITALS & NURSING HOMES												
	EDUCATIONAL ESTABLISHMENTS												
PUBLIC ASSEMBLY	CHURCHES AND HALLS												
	CINEMAS AND THEATRES												
	MUSEUMS, LIBRARIES, ART GALLERIES												
	NIGHT CLUBS AND DANCE HALLS												
COMMERCIAL	RESTAURANTS AND CAFES												
	OFFICES												
	SHOPS												
	DEPARTMENT STORES												
	GARAGES AND WORKSHOPS												
STORAGE	WAREHOUSES												
	OUTSIDE STORAGE									2			2

INDUSTRY	FURNITURE												
	PLASTIC AND RUBBER									1			1
	TEXTILE												
	PRINTING												
	MILLING												
	PETROLEUM												
	FOOD AND DRINK												
	PAPER AND PACKAGING												
	CHEMICAL												
	METAL												
	ELECTRONICS												
	MINES (SURFACE)												
	UTILITIES												
TRANSPORT	CARS, MOTORCYCLES									3			3
	BUSES												
	HEAVY VEHICLES												
	SHIPS												
	TRAINS												
	AIRCRAFT												
OTHER	RUBBISH, GRASS AND BUSH									67			67
	PLANTATIONS AND FOREST												
	AGRICULTURAL												
	MISCELANEOUS FIRES												
	RIOTS												
	TOTALS									79			79

AMOUNT OF OTHER INCIDENTS (SPECIAL SERVICES RENDERED FOR THE MONTH)	
(This exclude where fires are involved)	
TYPE INCIDENT	Number of incidents
Aircraft Accidents	
Trench Rescue	
High Angle Rescue	
Motor vehicle accidents	14
Diving	
Boats and Sailing craft	
Water Supplies	
Fast Water Flow Rescue	
Mountain Search and Rescue	
Humanitarian Services	3
Hazardous Materials:- Radiation; Nuclear; Chlorine; Acid	
TOTALS	17