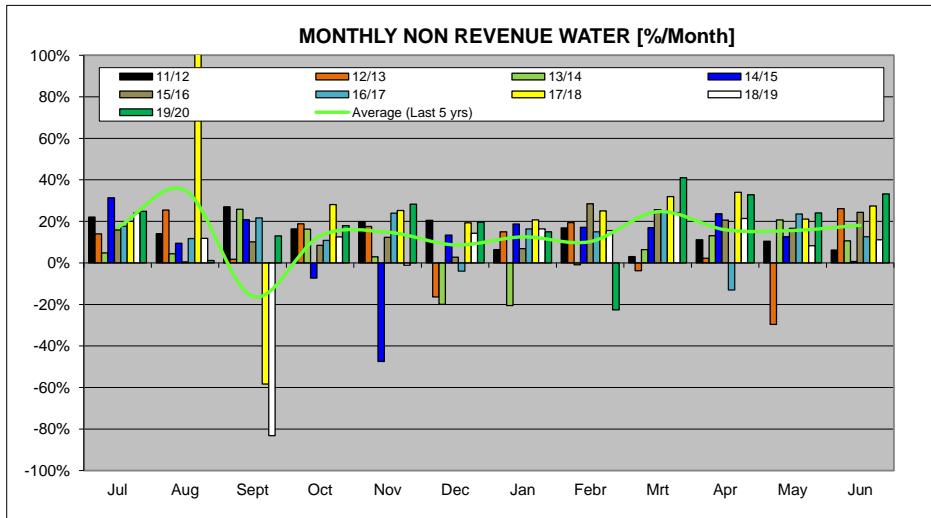
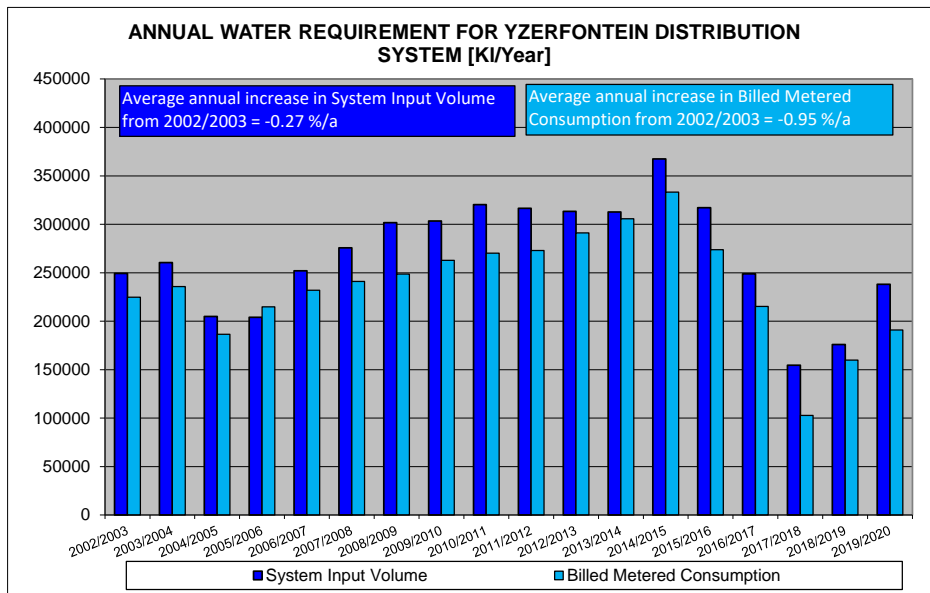
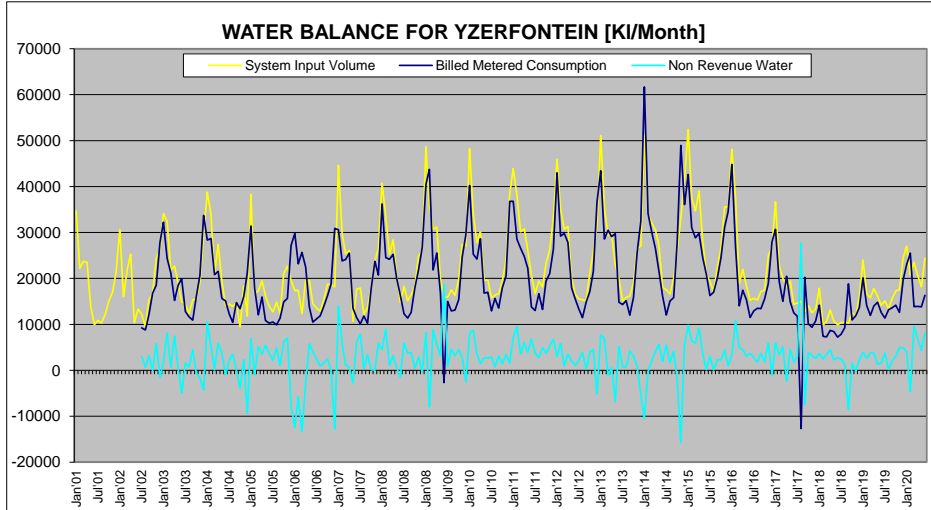


SWARTLAND MUNICIPALITY																																							
Yzerfontein																																							
TREATED WATER SUPPLY																																							
Month	Year	System Input Volume			Revenue Water			Billed Un-measured Consumption			Monthly NRW			Monthly NRW			Annual NRW		Annual NRW		Unbilled Un-measured Consumption		Unbilled Un-measured Consumption		Non Revenue Water (NRW)			Agreement Losses		Real Losses		Monthly Water Losses		Monthly Water Losses		Annual Water Losses		Annual Water Losses	
		Treated Water from WTW	Billed Measured Consumption	Billed Un-measured Consumption	Monthly NRW	Monthly NRW	Annual NRW	Annual NRW	Unbilled Un-measured Consumption	Unbilled Un-measured Consumption	Legal Connections	Inaccurate Meters	Administrative Errors	Leak, Reservoirs overflow, etc.	Monthly Water Losses	Monthly Water Losses	Annual Water Losses	Annual Water Losses	Legal Connections	Inaccurate Meters	Administrative Errors	Leak, Reservoirs overflow, etc.	Monthly Water Losses	Monthly Water Losses	Annual Water Losses	Annual Water Losses	Legal Connections	Inaccurate Meters	Administrative Errors	Leak, Reservoirs overflow, etc.	Monthly Water Losses	Monthly Water Losses	Annual Water Losses	Annual Water Losses					
		[m³]	[m³]	[m³]	[m³]	[%]	[m³]	[%]	[m³]	[m³]	[m³]	[m³]	[m³]	[m³]	[m³]	[m³]	[m³]	[m³]	[m³]	[m³]	[m³]	[m³]	[m³]	[m³]	[m³]	[m³]	[m³]	[m³]	[m³]	[m³]	[m³]	[m³]	[m³]	[m³]	[m³]				
												2%	30%	5%	8%																								
Jul-18	18104	12228	0	2776	17.7%			0	31	55	274	137	2216	2746	2746	11.4%																							
Aug-18	11119	12441	0	1829	11.1%			0	35	71	181	221	1420	1771	1771	11.2%																							
Sep-18	11119	12441	0	1829	11.1%			0	35	71	181	221	1420	1771	1771	11.2%																							
Oct-18	24860	12899	0	3566	24.2%			0	54	109	319	256	4610	3115	3115	24.2%																							
Nov-18	20000	12877	0	3123	15.6%			0	49	99	300	181	3511	1112	1112	12.2%																							
Dec-18	20000	12877	0	3123	15.6%			0	49	99	300	181	3511	1112	1112	12.2%																							
Jan-19	20000	12877	0	3123	15.6%			0	49	99	300	181	3511	1112	1112	12.2%																							
Feb-19	20000	12877	0	3123	15.6%			0	49	99	300	181	3511	1112	1112	12.2%																							
Mar-19	20000	12877	0	3123	15.6%			0	49	99	300	181	3511	1112	1112	12.2%																							
Apr-19	20000	12877	0	3123	15.6%			0	49	99	300	181	3511	1112	1112	12.2%																							
May-19	20000	12877	0	3123	15.6%			0	49	99	300	181	3511	1112	1112	12.2%																							
Jun-19	20000	12877	0	3123	15.6%			0	49	99	300	181	3511	1112	1112	12.2%																							
Jul-19	20000	12877	0	3123	15.6%			0	49	99	300	181	3511	1112	1112	12.2%																							
Aug-19	20000	12877	0	3123	15.6%			0	49	99	300	181	3511	1112	1112	12.2%																							
Sep-19	20000	12877	0	3123	15.6%			0	49	99	300	181	3511	1112	1112	12.2%																							
Oct-19	20000	12877	0	3123	15.6%			0	49	99	300	181	3511	1112	1112	12.2%																							
Nov-19	20000	12877	0	3123	15.6%			0	49	99	300	181	3511	1112	1112	12.2%																							
Dec-19	20000	12877	0	3123	15.6%			0	49	99	300	181	3511	1112	1112	12.2%																							
Jan-20	20000	12877	0	3123	15.6%			0	49	99	300	181	3511	1112	1112	12.2%																							
Feb-20	20000	12877	0	3123	15.6%			0	49	99	300	181	3511	1112	1112	12.2%																							
Mar-20	20000	12877	0	3123	15.6%			0	49	99	300	181	3511	1112	1112	12.2%																							
Apr-20	20000	12877	0	3123	15.6%			0	49	99	300	181	3511	1112	1112	12.2%																							
May-20	20000	12877	0	3123	15.6%			0	49	99	300	181	3511	1112	1112	12.2%																							
Jun-20	20000	12877	0	3123	15.6%			0	49	99	300	181	3511	1112	1112	12.2%																							
Jul-20	20000	12877	0	3123	15.6%			0	49	99	300	181	3511	1112	1112	12.2%																							
Aug-20	20000	12877	0	3123	15.6%			0	49	99	300	181	3511	1112	1112	12.2%																							
Sep-20	20000	12877	0	3123	15.6%			0	49	99	300	181	3511	1112	1112	12.2%																							
Oct-20	20000	12877	0	3123	15.6%			0	49	99	300	181	3511	1112	1112	12.2%																							
Nov-20	20000	12877	0	3123	15.6%			0	49	99	300	181	3511	1112	1112	12.2%																							
Dec-20	20000	12877	0	3123	15.6%			0	49	99	300	181	3511	1112	1112	12.2%																							
2018/2019	24860	12899	0	3566	17.7%			0	49	99	300	181	3511	1112	1112	12.2%																							
2019/2020	20000	12877	0	3123	15.6%			0	49	99	300	181	3511	1112	1112	12.2%																							
2020/2021	20000	12877	0	3123	15.6%			0	49	99	300	181	3511	1112	1112	12.2%																							
2021/2022	20000	12877	0	3123	15.6%			0	49	99	300	181	3511	1112	1112	12.2%																							
2022/2023	20000	12877	0	3123	15.6%			0	49	99	300	181	3511	1112	1112	12.2%																							
2023/2024	20000	12877	0	3123	15.6%			0	49	99	300	181	3511	1112	1112	12.2%																							
2024/2025	20000	12877	0	3123	15.6%			0	49	99	300	181	3511	1112	1112	12.2%																							
2025/2026	20000	12877	0	3123	15.6%			0	49	99	300	181	3511	1112	1112	12.2%																							
2026/2027	20000	12877	0	3123	15.6%			0	49	99	300	181	3511	1112	1112	12.2%																							
2027/2028	20000	12877	0	3123	15.6%			0	49	99	300	181	3511	1112	1112	12.2%																							
2028/2029	20000	12877	0	3123	15.6%			0	49	99	300	181	3511	1112	1112	12.2%																							
2029/2030	20000	12877	0	3123	15.6%			0	49	99	300	181	3511	1112	1112	12.2%																							
2030/2031	20000	12877	0	3123	15.6%			0	49	99	300	181	3511	1112	1112	12.2%																							
2031/2032	20000	12877	0	3123	15.6%			0	49	99	300	181	3511	1112	1112	12																							

WATER BALANCE AND USAGE FOR YZERFONTEIN DISTRIBUTION



WATER BALANCE AND USAGE FOR YZERFONTEIN DISTRIBUTION

