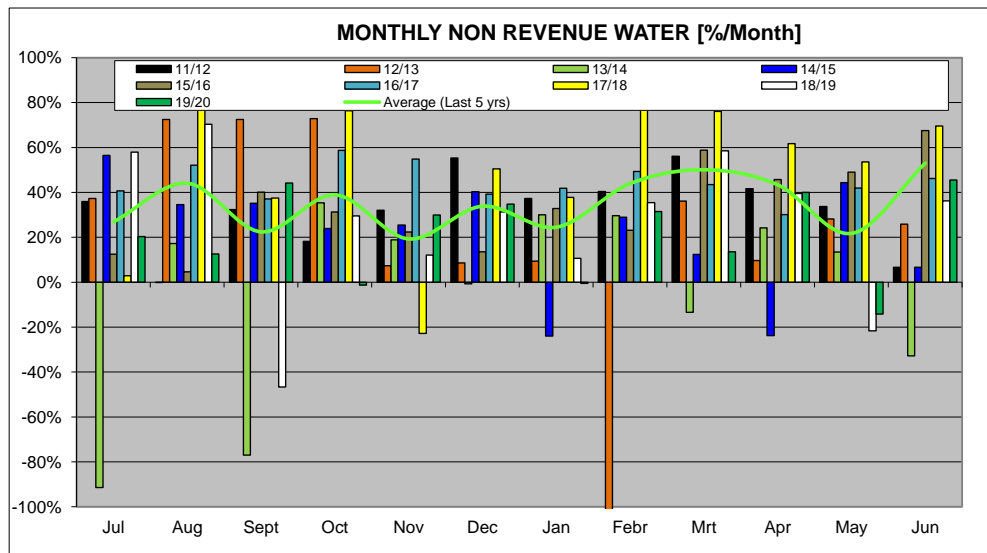
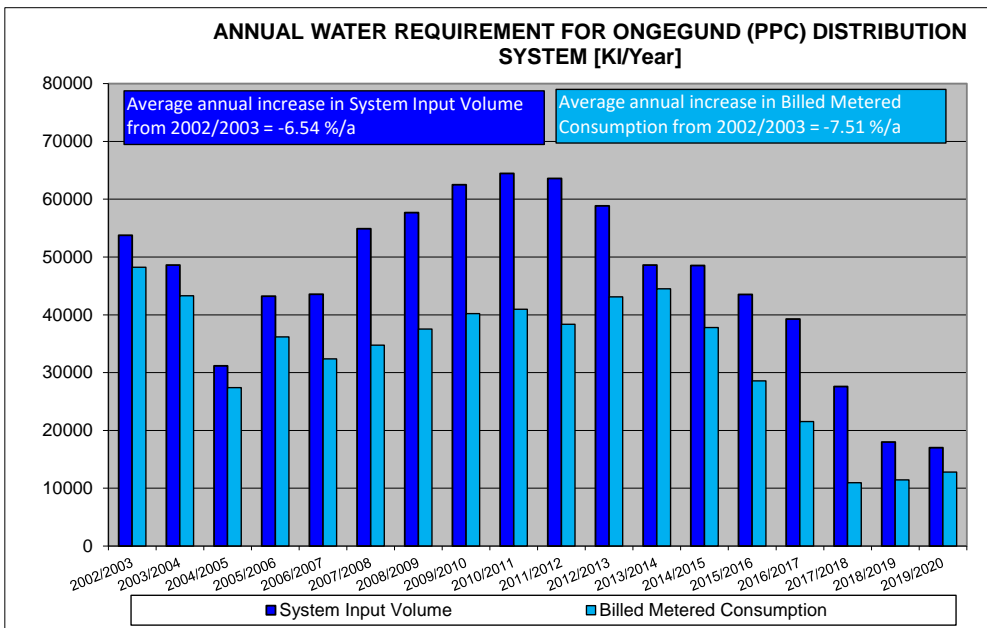
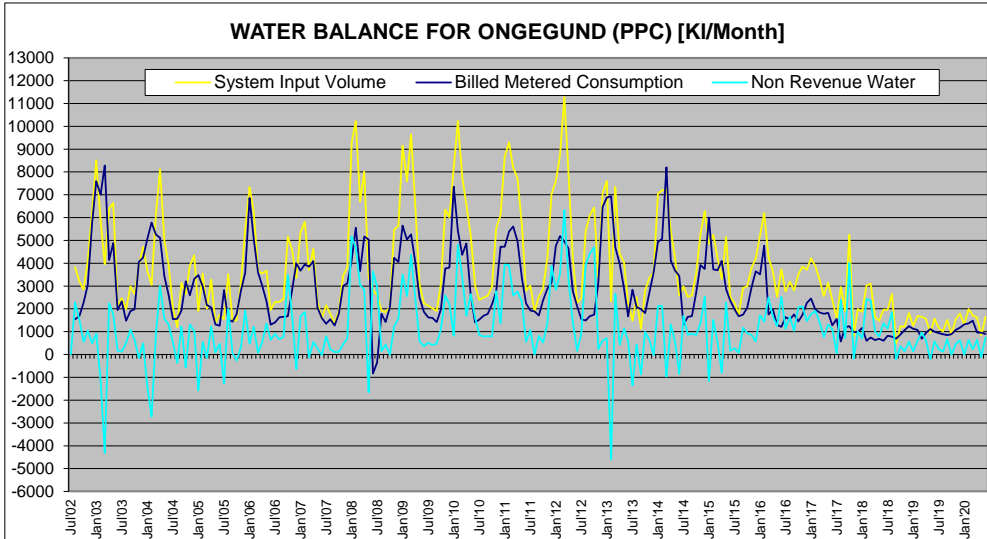


SWARTLAND MUNICIPALITY																					
Ongedung (PPC)																					
Month	Year	TREATED WATER SUPPLY										Non Revenue Water (NRW)									
		Revenue Water					Unbilled Metered Consumption					Unbilled Un-metered Consumption			Real Losses			Monthly Water Losses		Annual Water Losses	
		Traced Water from WTPW	Billed Un-metered Consumption	Billed Un-metered Consumption	Monthly NRW	Monthly NRW	Annual NRW	Annual NRW	Unbilled Metered Consumption	Unbilled Un-metered Consumption	Regal Connections	Unmetered Meters	Administrative Errors	Leak, Reservoirs, Overflow, etc.	Monthly Water Losses	Monthly Water Losses	Annual Water Losses	Annual Water Losses			
		[m³]	[m³]	[m³]	[m³]	[%]	[m³]	[%]	[m³]	[m³]	[m³]	[m³]	[m³]	[m³]	[m³]	[m³]	[m³]	[m³]			
Jan-01	00/01																				
Feb-01																					
Mar-01																					
Apr-01																					
May-01																					
Jun-01																					
Jul-01																					
Aug-01																					
Sep-01																					
Oct-01																					
Nov-01																					
Dec-01																					
Jan-02	01/02																				
Feb-02																					
Mar-02																					
Apr-02																					
May-02																					
Jun-02																					
Jul-02																					
Aug-02																					
Sep-02																					
Oct-02																					
Nov-02																					
Dec-02																					
Jan-03	02/03																				
Feb-03																					
Mar-03																					
Apr-03																					
May-03																					
Jun-03																					
Jul-03																					
Aug-03																					
Sep-03																					
Oct-03																					
Nov-03																					
Dec-03																					
Jan-04	03/04																				
Feb-04																					
Mar-04																					
Apr-04																					
May-04																					
Jun-04																					
Jul-04																					
Aug-04																					
Sep-04																					
Oct-04																					
Nov-04																					
Dec-04																					
Jan-05	04/05																				
Feb-05																					
Mar-05																					
Apr-05																					
May-05																					
Jun-05																					
Jul-05																					
Aug-05																					
Sep-05																					
Oct-05																					
Nov-05																					
Dec-05																					
Jan-06	05/06																				
Feb-06																					
Mar-06																					
Apr-06																					
May-06																					
Jun-06																					
Jul-06																					
Aug-06																					
Sep-06																					
Oct-06																					
Nov-06																					
Dec-06																					
Jan-07	06/07																				
Feb-07																					
Mar-07																					
Apr-07																					
May-07																					
Jun-07																					
Jul-07																					
Aug-07																					
Sep-07																					
Oct-07																					
Nov-07																					
Dec-07																					
Jan-08	07/08																				
Feb-08																					
Mar-08																					
Apr-08																					
May-08																					
Jun-08																					
Jul-08																					
Aug-08																					
Sep-08																					
Oct-08																					
Nov-08																					
Dec-08																					
Jan-09	08/09																				
Feb-09																					
Mar-09																					
Apr-09																					
May-09																					
Jun-09																					
Jul-09																					
Aug-09																					
Sep-09																					
Oct-09																					
Nov-09																					
Dec-09																					
Jan-10	09/10																				
Feb-10																					
Mar-10																					
Apr-10																					
May-10																					
Jun-10																					
Jul-10																					
Aug-10																					
Sep-10																					
Oct-10																					
Nov-10																					
Dec-10																					
Jan-11	10/11																				

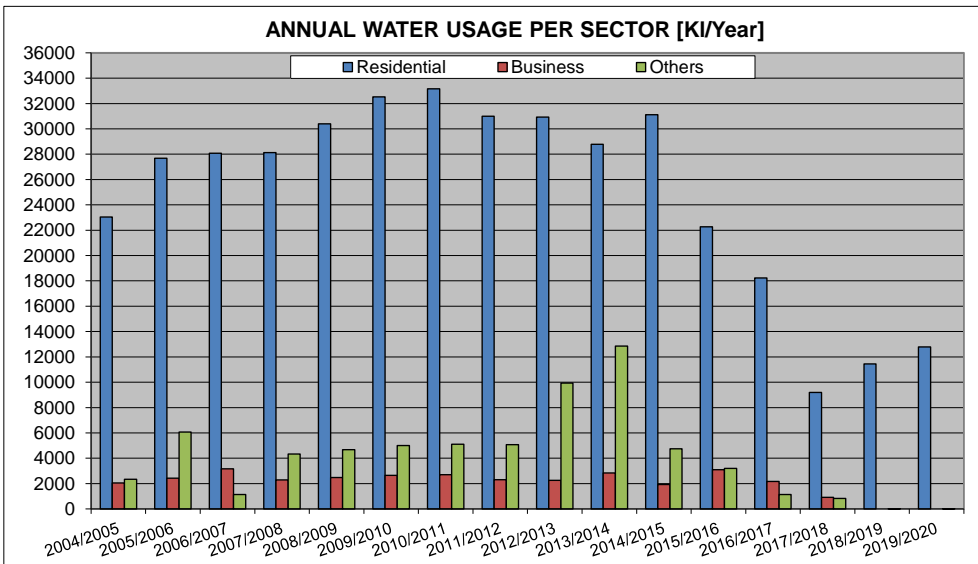
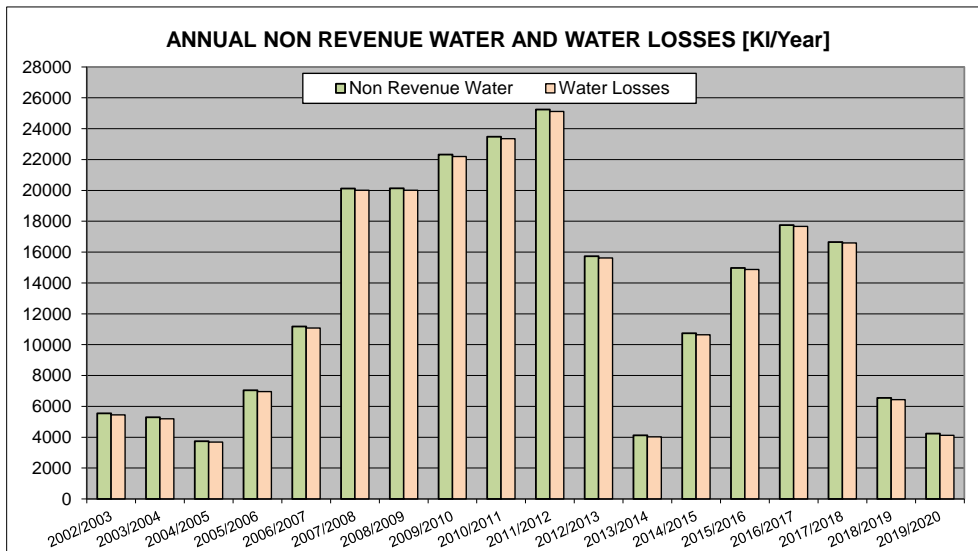
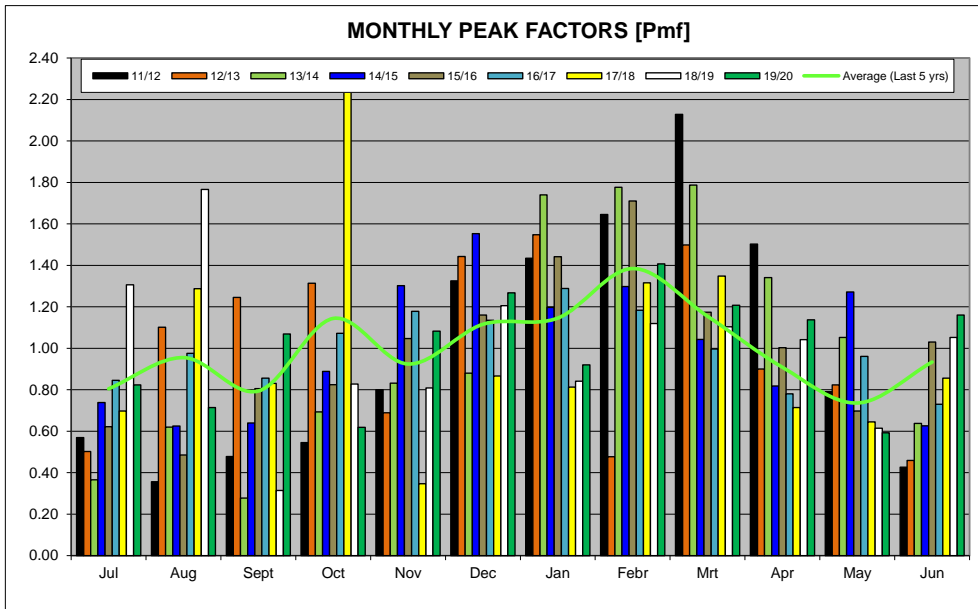
SWARTLAND MUNICIPALITY																					
Ongegend (PPC)																					
Month	Year	TREATED WATER SUPPLY																			
		Revenue Water						Non Revenue Water (NRW)													
		Treated Water from WTW	Billed Metered Consumption	Billed Un-metered Consumption	Monthly NRW	Monthly NRW	Annual NRW	Annual NRW	Unbilled Metered Consumption	Unbilled Un-metered Consumption	Leakage Connections			Apartment Losses		Administrative Errors	Retail Losses	Monthly Water Losses	Monthly Water Losses	Annual Water Losses	Annual Water Losses
											Estimated Percentage	Estimated Percentage	Estimated Percentage	Estimated Percentage	Estimated Percentage						
[m³]	[m³]	[m³]	[m³]	[%]	[m³]	[%]	[m³]	[m³]	2%	10%	9%	8%	[m³]	[%]	[m³]	[%]	[m³]	[%]			
Jul14	2985	1300	0	1685	56.4%				0	6	34	189	84	1394	1879	62.2%					
Aug14	2927	1654	0	873	29.8%				0	5	17	87	43	929	868	29.3%					
Sep14	2588	1979	0	809	31.2%				0	5	18	80	45	707	804	31.0%					
Oct14	2929	2233	0	806	27.5%				0	7	17	85	43	707	804	27.5%					
Nov14	2587	3025	0	1342	51.9%				0	11	27	133	87	1105	1331	51.9%					
Dec14	2587	3149	0	2522	97.5%				0	13	50	252	128	299	329	12.7%					
Jan15	2643	6003	0	1160	43.9%	10743	22.1%		0	10	23	117	58	971	1170	24.2%			10846	21.9%	
Feb15	2521	3730	0	1212	47.7%				0	11	30	151	76	1254	1510	59.8%					
Mar15	2636	2604	0	222	8.4%				0	8	16	51	26	495	514	19.1%					
Apr15	3111	4100	0	2789	89.6%				0	7	16	80	40	860	796	24.0%					
May15	2145	2884	0	2083	97.1%				0	10	45	227	114	1885	2271	84.1%					
Jun15	2533	2385	0	168	6.6%				0	5	3	16	8	135	163	6.4%					
Jul15	2584	1974	0	200	7.7%				0	5	6	16	7	14	239	775	29.6%				
Aug15	1781	1680	0	81	4.6%				0	4	2	8	4	64	77	4.4%					
Sep15	2591	2055	0	1173	45.3%				0	6	23	111	58	892	1152	44.6%					
Oct15	2591	2055	0	1173	45.3%				0	6	19	83	47	172	303	11.3%					
Nov15	2737	2948	0	849	30.9%	14060	34.4%		0	8	17	84	42	898	841	22.2%			14879	34.2%	
Dec15	4910	3641	0	589	12.0%				0	8	11	56	28	495	581	13.3%					
Jan16	4910	3641	0	1718	35.0%				0	10	34	171	85	1416	1708	34.6%					
Feb16	4910	4706	0	1434	29.2%				0	12	38	142	71	1193	1423	29.0%					
Mar16	4910	1754	0	2356	48.0%				0	9	26	125	63	2072	2496	50.8%					
Apr16	4910	1854	0	1662	33.8%				0	12	36	166	83	1878	1655	33.7%					
May16	2531	1291	0	1240	49.0%				0	5	25	123	62	1025	1235	48.8%					
Jun16	3739	1212	0	2324	62.0%				0	7	50	222	126	2081	2316	61.9%					
Jul16	3739	1212	0	1120	29.7%				0	8	24	112	56	388	1120	29.7%					
Aug16	3193	1530	0	1663	52.1%				0	6	33	166	83	1374	1667	51.9%					
Sep16	2891	1781	0	1240	42.9%				0	6	21	108	54	1024	1024	35.6%					
Oct16	3511	1459	0	2052	58.5%				0	7	44	245	124	1704	2052	58.5%					
Nov16	3596	1742	0	2144	59.6%				0	8	41	206	104	1706	2144	59.6%					
Dec16	3715	2258	0	1467	39.5%	17748	45.2%		0	7	29	145	72	1203	1450	39.0%			17669	45.0%	
Jan17	3548	1954	0	1594	44.9%				0	8	32	159	79	1450	1625	46.0%					
Feb17	3597	1983	0	1912	53.2%				0	8	38	190	95	1581	1904	53.1%					
Mar17	3597	1983	0	1477	41.1%				0	7	28	141	71	1171	1410	39.3%					
Apr17	3597	1983	0	705	19.6%				0	6	15	76	38	434	764	21.3%					
May17	3145	1828	0	1319	41.9%				0	6	26	131	65	1090	1313	41.7%					
Jun17	2388	1284	0	1104	46.2%				0	2	12	61	31	1066	1284	53.8%					
Jul17	1804	1558	0	48	2.6%				0	3	1	4	2	36	43	2.7%					
Aug17	1991	1511	0	80	4.0%				0	6	48	238	119	1979	1979	99.4%					
Sep17	1842	1195	0	717	39.0%				0	4	14	71	36	692	717	39.0%					
Oct17	1842	1195	0	403	21.9%				0	10	38	200	100	514	514	27.9%					
Nov17	739	981	0	182	24.6%				0	2	4	18	9	152	164	22.0%					
Dec17	1993	987	0	1006	50.5%	16655	60.3%		0	4	20	100	50	832	1002	50.3%			16600	60.1%	
Jan18	1871	1105	0	766	40.9%				0	4	14	70	35	583	705	37.6%					
Feb18	3028	798	0	2430	80.3%				0	8	48	242	121	2072	2424	80.1%					
Mar18	3103	742	0	2361	76.1%				0	6	47	236	118	1864	2363	76.0%					
Apr18	1843	629	0	1014	55.0%				0	3	16	79	40	697	1011	55.0%					
May18	1449	688	0	766	52.9%				0	3	16	79	40	697	778	53.8%					
Jun18	1989	690	0	1369	68.9%				0	4	27	139	68	1133	1365	68.9%					
Jul18	1719	719	0	1000	58.2%				0	10	33	133	66	804	1000	58.2%					
Aug18	1549	735	0	1814	117.1%				0	11	37	185	93	1038	1853	119.6%					
Sep18	1211	691	0	520	42.9%				0	7	5	23	11	188	227	18.2%					
Oct18	1241	875	0	366	29.5%				0	8	7	35	18	207	358	28.5%					
Nov18	1214	1067	0	147	12.1%				0	8	3	14	7	135	145	11.9%					
Dec18	1308	1264	0	44	3.4%				0	8	11	56	28	460	568	43.5%					
Jan19	1282	1128	0	134	10.5%	6546	38.4%		0	9	3	13	6	484	525	9.9%			6438	38.0%	
Feb19	1589	1054	0	535	33.7%				0	12	59	297	149	897	1047	66.0%					
Mar19	1858	897	0	969	52.2%				0	9	19	98	48	797	960	58.0%					
Apr19	1927	1152	0	775	40.2%				0	8	12	61	31	576	800	41.5%					
May19	1578	1007	0	571	36.2%				0	9	11	53	28	489	582	36.8%					
Jun19	1489	932	0	557	37.4%				0	5	5	23	11	190	228	14.6%					
Jul19	1514	887	0	627	41.4%				0	8	2	12	6	36	119	11.7%					
Sep19	1518	858	0	660	43.5%				0	8	13	66	33	540	661	43.5%					
Oct19	876	889	0	11	1.3%				0	8	0	2	1	16	19	2.1%					
Nov19	1799	1077	0	722	40.2%				0	10	12	62	31	511	615	34.2%			4130	24.2%	
Dec19	1538	1313	0	7	0.5%				0	0	0	2	1	13	16	1.2%					
Jan20	1997	1388	0	609	30.5%				0	10	12	62	31	514	615	31.0%					
Feb20	1714	1482	0	232	13.5%				0	9	4	22	11	185	223	13.0%					
Mar20	1814	959	0	845	46.6%				0	9	13	64	32	528	636	34.6%					
Apr20	841	960	0	119	14.1%				0	8	3	13	6	102	127	15.1%					
May20	1547	938	0	749	48.4%				0	8	15	74	37	614	740	48.0%					

ANNUAL TOTALS																		
Year	Revenue Water						Non Revenue Water (NRW)											
	Treated Water from WTW	Billed Metered Consumption	Billed Un-metered Consumption	Monthly NRW	Monthly NRW	Annual NRW	Annual NRW	Unbilled Metered Consumption										

WATER BALANCE AND USAGE FOR THE PPC DISTRIBUTION SYSTEM



WATER BALANCE AND USAGE FOR THE PPC DISTRIBUTION SYSTEM



WATER BALANCE AND USAGE FOR THE PPC DISTRIBUTION SYSTEM

