

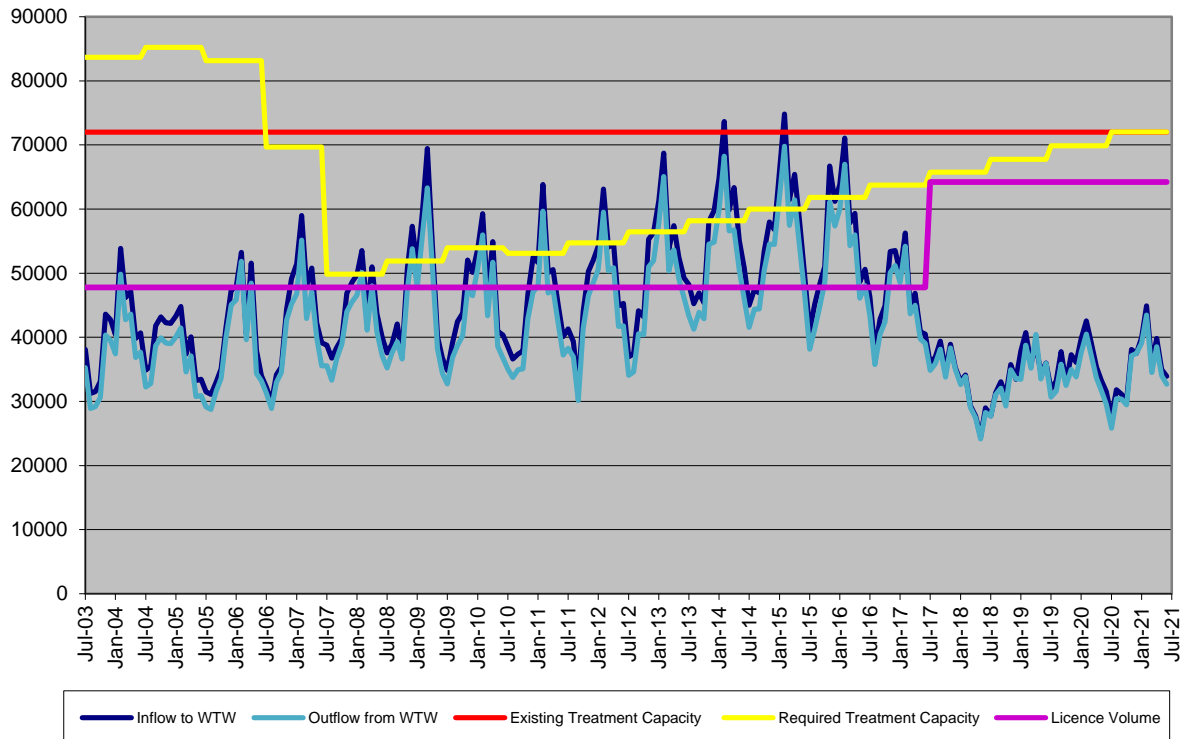
Capacity of WTWs in West Coast District Management Area

Date	Licence Volume (Schedule 20427 Swandrift 1573.6 MVA and Bergshire 1439.4 MVA from 2017 onwards)	Whetstone WTW				Required Capacity (1.5x AADD $\rho_{10}$ ) Used 3.10% growth on 2020/2021 demand)	Swandrift WTW								Yield of source	Total WTWs				Required Capacity (1.5x AADD $\rho_{10}$ )	
		Inflow		Outflow			Inflow		Outflow		Existing Capacity	Licence Volume (1.5x AADD $\rho_{10}$ ) Used 3.10% growth on 2020/2021 demand)	Inflow			Outflow		Total Flow	Total Flow		Capacity
		Total flow	Flow	Total flow	Flow		Total flow	Flow	Total flow	Flow			Total flow	Flow		Total flow	Flow				
Jul-03	47781	1161333	4317	108725	21540	8365	11507	32059	11202	3212	1044	2502	5628	132384	4848	14817	4544	10100	11037		
Aug-03	47781	86886	3127	86284	2813	8365	11507	37370	1205	3457	1151	2602	5628	134271	4312	124191	4064	10100	11037		
Sep-03	47781	946207	3140	87241	29175	8365	11507	301737	10058	279107	9304	2500	5628	124744	4158	114348	38478	10100	11037		
Oct-03	47781	1024473	3312	8365	30629	8365	11507	34466	11261	3212	10371	2500	5628	137455	4353	127183	41028	10100	11037		
Nov-03	47781	1307864	4395	1029774	40326	8365	11507	461637	15388	427014	14234	2500	5628	147501	5883	136788	54560	10100	11037		
Dec-03	47781	1328568	42763	1226234	39956	8365	11507	512000	18522	474083	15292	2500	5628	138158	5925	120288	54848	10100	11037		
Jan-04	47781	1253933	43050	1159890	37416	8365	11507	502898	18216	463913	15000	2500	5628	135630	5885	124883	52418	10100	11037		
Feb-04	47781	1522311	53873	1451138	43832	8365	11507	522228	22504	503681	20917	2500	5628	142409	70377	120489	70643	10100	11037		
Mar-04	47781	1432406	46195	1324463	42730	8365	11507	538902	17384	498444	16890	2500	5628	1397048	63573	1283127	58811	10100	11037		
Apr-04	47781	1414774	47189	1308868	43822	8365	11507	445738	14683	412324	13744	2500	5628	1360530	62018	1270989	57388	10100	11037		
May-04	47781	1234618	39828	1142022	36839	8365	11507	352524	11385	326455	10531	2500	5628	1285742	51211	1468476	47370	10100	11037		
Jun-04	47781	1220787	40883	1129228	37641	8365	11507	426601	14200	394051	13138	2500	5628	1246788	54893	1252373	50776	10100	11037		
Jul-04	47781	1080760	34883	998865	32248	8365	11507	439058	14163	408130	13101	2500	5628	1161709	49208	140814	42349	10100	11037		
Aug-04	47781	1098903	35448	1016495	32790	8365	11507	496790	16025	459531	14824	2500	5628	1195993	51474	1476015	47613	10100	11037		
Sep-04	47781	1254024	41190	1159872	38666	8365	11507	528622	17661	490808	16338	2500	5628	1278346	58462	1600038	55002	10100	11037		
Oct-04	47781	1337850	43196	1237511	39640	8365	11507	478680	15441	442778	14288	2500	5628	1316530	59588	1602620	54203	10100	11037		
Nov-04	47781	1288990	42203	1172888	39310	8365	11507	508488	14519	462925	13427	2500	5628	1303881	58788	1571812	52927	10100	11037		
Dec-04	47781	1307932	42191	1209837	39027	8365	11507	486178	15008	451215	13910	2500	5628	1277410	57229	1641002	52937	10100	11037		
Jan-05	47781	1342941	43517	1242128	40089	8365	11507	521275	16018	482178	15854	2500	5628	1344116	60133	1724307	53623	10100	11037		
Feb-05	47781	1254024	41190	1159890	37416	8365	11507	439058	14163	408130	13101	2500	5628	1174528	47448	1282178	45661	10100	11037		
Mar-05	47781	1159139	37392	1072324	34587	8365	11507	378300	12009	343783	11155	2500	5628	1153269	44641	1417988	48742	10100	11037		
Apr-05	47781	1202130	40071	1111919	37088	8365	11507	391928	13084	362533	12084	2500	5628	1194987	47338	1474012	49150	10100	11037		
May-05	47781	1031300	32828	94586	30723	8365	11507	300620	11663	280476	10764	2500	5628	1081723	38824	1281723	41921	10100	11037		
Jun-05	47781	1002865	32429	927650	30922	8365	11507	356800	11987	330133	11004	2500	5628	1059765	45326	1267783	41926	10100	11037		
Jul-05	47781	975801	31477	902616	29117	8365	11507	338430	10977	313048	10098	2500	5628	1031421	42395	1215664	39218	10100	11037		
Aug-05	47781	964203	31120	892183	28753	8365	11507	329073	10567	304972	9740	2500	5628	1014072	41702	1204072	37370	10100	11037		
Sep-05	47781	960617	30821	847845	28195	8365	11507	441513	11418	424472	14148	2500	5628	1032170	47739	1327117	45744	10100	11037		
Oct-05	47781	1086807	35058	1040865	33570	8365	11507	447412	14433	428713	13829	2500	5628	1153419	49481	1489378	47399	10100	11037		
Nov-05	47781	1247403	41263	1138888	38652	8365	11507	475984	15887	447238	15000	2500	5628	1232388	57448	1688107	51788	10100	11037		
Dec-05	47781	1471004	47452	1398546	45114	8365	11507	546047	17614	514801	18006	2500	5628	1407505	65066	1913347	61721	10100	11037		
Jan-06	47781	1481724	47798	1419742	45738	8365	11507	603307	19462	568731	18346	2500	5628	1490531	67289	1988473	64144	10100	11037		
Feb-06	47781	1460293	47082	1398885	45852	8365	11507	569113	19027	536891	17929	2500	5628	1462478	64749	1927891	60984	10100	11037		
Mar-06	47781	1257126	40562	1229072	39647	8365	11507	458003	14774	426873	13770	2500	5628	1371529	55327	1655845	53418	10100	11037		
Apr-06	47781	1548590	51565	1454133	48471	8365	11507	580789	19880	548662	18022	2500	5628	1505739	68523	1934705	64943	10100	11037		
May-06	47781	1285503	37825	1185829	34584	8365	11507	384658	13689	358459	12818	2500	5628	1270505	50881	1570058	48417	10100	11037		
Jun-06	47781	1020146	34005	996434	32214	8365	11507	415337	13845	398518	13284	2500	5628	1143543	47488	1439492	46488	10100	11037		
Jul-06	47781	1000265	32627	971792	31348	8365	11507	499770	16125	471186	15200	2500	5628	1150035	48388	1442978	46548	10100	11037		
Aug-06	47781	907700	28582	868865	27808	8365	11507	423447	14007	396449	13560	2500	5628	1064549	43648	1308449	40349	10100	11037		
Sep-06	47781	1024443	34148	982236	32975	8365	11507	518222	18001	521603	17387	2500	5628	1196295	52029	1510820	50381	10100	11037		
Oct-06	47781	1096449	35344	1070162	34521	8365	11507	531749	17153	494732	18589	2500	5628	1267398	52497	1548494	50480	10100	11037		
Nov-06	47781	1332964	43028	1248434	39624	8365	11507	603328	20739	573713	19382	2500	5628	1338233	64414	1629603	61283	10100	11037		
Dec-06	47781	1522964	49128	1400792	45187	8365	11507	570944	18413	537910	17523	2500	5628	1493763	67441	1938602	62538	10100	11037		
Jan-07	47781	1596818	51472	1449380	46754	8365	11507	618984	19014	542138	17488	2500	5628	1585022	70486	1991516	64242	10100	11037		
Feb-07	47781	1601533	50883	1444689	46174	8365	11507	648910	21004	604897	21995	2500	5628	1629443	72882	2148518	67788	10100	11037		
Mar-07	47781	1489162	48937	1341512	42729	8365	11507	525642	18963	492762	16572	2500	5628	1470792	64880	1814284	61412	10100	11037		
Apr-07	47781	1524572	50919	1415320	47111	8365	11507	532309	17744	511813	17760	2500	5628	1506681	68663	1925143	64171	10100	11037		
May-07	47781	1368976	42226	1239360	39979	8365	11507	443280	14300	411210	13689	2500	5628	1352268	56526	1605070	53244	10100	11037		
Jun-07	47781	1174267	34928	1084448	32848	8365	11507	450211	15007	426841	13560	2500	5628	1244748	47449	1472891	49884	10100	11037		
Jul-07	47781	1201945	38772	1101728	35540	8365	11507	512488	16532	461051	14875	2500	5628	1344334	59620	1562779	56412	10100	11037		
Aug-07	47781	1398300	38762	1013089	32884	8365	11507	510708	16888	468965	15147	2500	5628	1396786	53440	1510374	48431	10100	11037		
Sep-07	47781	1523903	39805	1398434	39883	8365	11507	640271	20978	604872	19378	2500	5628	1582438	70418	2026129	63788	10100	11037		

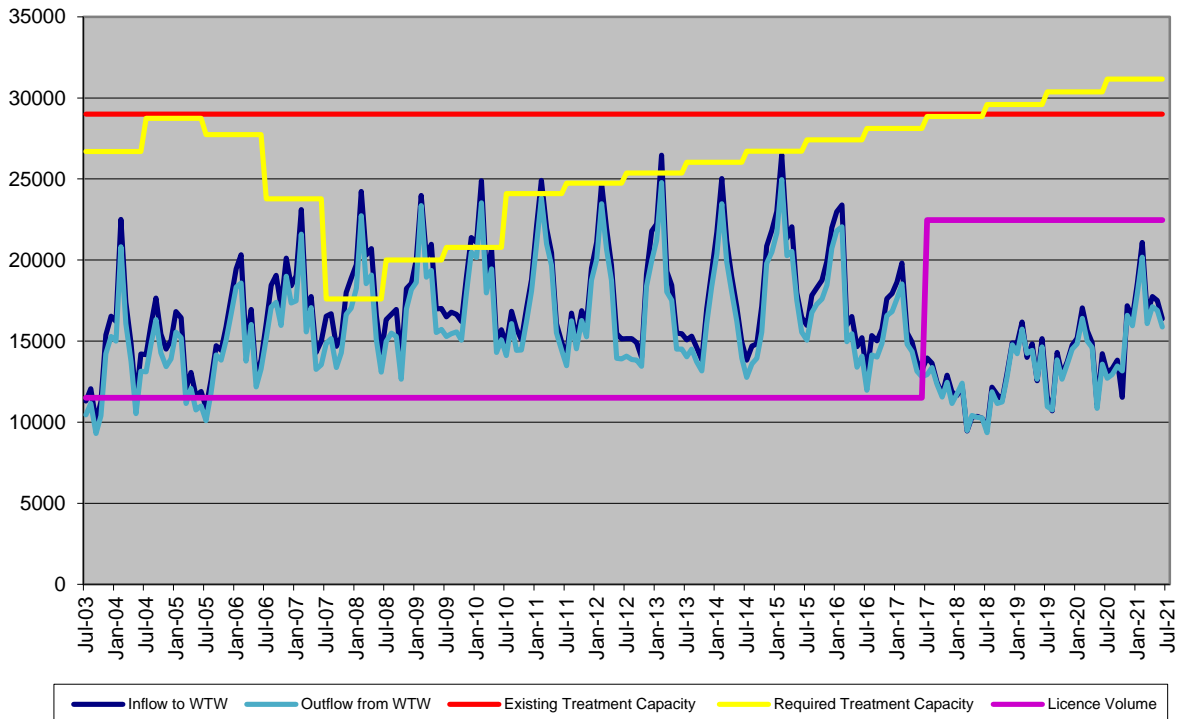
Capacity of WTWs in West Coast District Management Area

Date	Whitoope WTW										Swartland WTW										Total WTWs									
	Licence Volume (Sedentia 20427 Swartland 1573 Mta and Berginger 14284 Mta from 2017 onwards)		Inflow		Outflow		Existing Capacity	Required Capacity (1.5x AADD (a)) Used 3.10% growth on 2020/2021 demands)	Licence Volume (Swartland 7900 Mta and Dakenkoms 400 Mta from 2017 onwards)		Inflow		Outflow		Existing Capacity	Required Capacity (1.5x AADD (a)) Used 3.0% growth on 2020/2021 demands)	Yield of source	Inflow		Outflow		Capacity	Required Capacity (1.5x AADD (a))							
	Kid	M	Kid	M	Kid	M			Kid	M	Kid	M	Kid	M				Kid	M	Kid	M			Kid	M	Kid	M	Kid	M	
Jul-15	47781	1293784	40922	162699	38481	15000	61842	11507	86510	15088	47108	15000	27409	59288	1763003	15000	59288	1763003	15000	59288	1763003	15000	59288	1763003						
Aug-15	47781	1398327	45107	1727754	41218	15000	61842	11507	552394	17819	519003	16762	27409	59288	190721	15000	59288	190721	15000	59288	190721	15000	59288	190721						
Sep-15	47781	1445107	48170	1738812	44627	15000	61842	11507	548688	18290	518071	17269	27409	59288	1993790	15000	59288	1993790	15000	59288	1993790	15000	59288	1993790						
Oct-15	47781	1562871	51371	1856911	45661	15000	61842	11507	581748	18760	531944	17592	27409	59288	2164120	15000	59288	2164120	15000	59288	2164120	15000	59288	2164120						
Nov-15	47781	2000654	66688	1833762	61125	15000	61842	11507	597948	19562	553655	18455	27409	59288	2387407	15000	59288	2387407	15000	59288	2387407	15000	59288	2387407						
Dec-15	47781	1896220	61181	1778160	57360	15000	61842	11507	681689	21989	642510	20726	27409	59288	2576599	15000	59288	2576599	15000	59288	2576599	15000	59288	2576599						
Jan-16	47781	1913931	63919	1899866	59596	15000	61842	11507	712229	22974	671921	21797	27409	59288	2692006	15000	59288	2692006	15000	59288	2692006	15000	59288	2692006						
Feb-16	47781	2081029	70170	1943122	67004	15000	61842	11507	678329	23361	639748	22920	27409	59288	2733358	15000	59288	2733358	15000	59288	2733358	15000	59288	2733358						
Mar-16	47781	1792214	57846	1883789	54315	15000	61842	11507	695996	19887	663649	19566	27409	59288	2288910	15000	59288	2288910	15000	59288	2288910	15000	59288	2288910						
Apr-16	47781	1773996	59320	1979148	55972	15000	61842	11507	695996	19887	663649	19566	27409	59288	2274992	15000	59288	2274992	15000	59288	2274992	15000	59288	2274992						
May-16	47781	1507246	48821	1429684	46119	15000	61842	11507	454641	14668	415236	13396	27409	59288	1981687	15000	59288	1981687	15000	59288	1981687	15000	59288	1981687						
Jun-16	47781	1516329	50611	1442429	48061	15000	61842	11507	456290	15219	422070	14079	27409	59288	1974575	15000	59288	1974575	15000	59288	1974575	15000	59288	1974575						
Jul-16	47781	1439593	46344	1342594	43307	15000	61842	11507	409424	12911	379921	11963	27409	59288	1833976	15000	59288	1833976	15000	59288	1833976	15000	59288	1833976						
Aug-16	47781	1178951	37968	1108812	35762	15000	61842	11507	475394	15335	438953	14148	27409	59288	1623425	15000	59288	1623425	15000	59288	1623425	15000	59288	1623425						
Sep-16	47781	1285261	42842	1234942	40848	15000	61842	11507	456877	15023	420451	14015	27409	59288	1739541	15000	59288	1739541	15000	59288	1739541	15000	59288	1739541						
Oct-16	47781	1392287	45912	1315262	42431	15000	61842	11507	488021	15743	460118	14843	27409	59288	1880288	15000	59288	1880288	15000	59288	1880288	15000	59288	1880288						
Nov-16	47781	1601317	53377	1501914	50064	15000	61842	11507	528627	17621	497286	16576	27409	59288	2129844	15000	59288	2129844	15000	59288	2129844	15000	59288	2129844						
Dec-16	47781	1653443	53930	1585943	51159	15000	61842	11507	569156	17960	521272	16815	27409	59288	2215268	15000	59288	2215268	15000	59288	2215268	15000	59288	2215268						
Jan-17	47781	1556731	50185	1504936	48646	15000	61842	11507	577770	18618	546024	17614	27409	59288	2135001	15000	59288	2135001	15000	59288	2135001	15000	59288	2135001						
Feb-17	47781	1575803	56272	1518949	54177	15000	61842	11507	564852	19816	518881	18535	27409	59288	2130655	15000	59288	2130655	15000	59288	2130655	15000	59288	2130655						
Mar-17	47781	1394984	48874	1303296	46564	15000	61842	11507	469876	15912	439412	14920	27409	59288	1882769	15000	59288	1882769	15000	59288	1882769	15000	59288	1882769						
Apr-17	47781	1406564	48855	1348300	44977	15000	61842	11507	448201	14940	430606	14350	27409	59288	1835855	15000	59288	1835855	15000	59288	1835855	15000	59288	1835855						
May-17	47781	1261473	40688	1231862	39717	15000	61842	11507	426843	13796	407596	13446	27409	59288	1698604	15000	59288	1698604	15000	59288	1698604	15000	59288	1698604						
Jun-17	47781	1214466	40488	1171863	38959	15000	61842	11507	396629	13261	383930	12798	27409	59288	1611278	15000	59288	1611278	15000	59288	1611278	15000	59288	1611278						
Jul-17	64219	1112971	38902	1080219	34846	15000	61842	11507	432703	13958	400803	12923	27409	59288	1545674	15000	59288	1545674	15000	59288	1545674	15000	59288	1545674						
Aug-17	64219	1144970	39323	1121377	35853	15000	61842	11507	422321	13643	414346	13366	27409	59288	1567633	15000	59288	1567633	15000	59288	1567633	15000	59288	1567633						
Sep-17	64219	1181127	39371	1145027	36178	15000	61842	11507	374522	12844	370298	12343	27409	59288	1555549	15000	59288	1555549	15000	59288	1555549	15000	59288	1555549						
Oct-17	64219	1078673	34828	1047235	33782	15000	61842	11507	362731	11701	369012	11549	27409	59288	1442024	15000	59288	1442024	15000	59288	1442024	15000	59288	1442024						
Nov-17	64219	1166653	38989	1150339	38345	15000	61842	11507	387146	12966	371716	12471	27409	59288	1544140	15000	59288	1544140	15000	59288	1544140	15000	59288	1544140						
Dec-17	64219	1091807	35220	1084326	34978	15000	61842	11507	367420	11852	345642	11150	27409	59288	1455227	15000	59288	1455227	15000	59288	1455227	15000	59288	1455227						
Jan-18	64219	1028418	33175	1011707	32636	15000	61842	11507	368200	11629	344066	11744	27409	59288	1389238	15000	59288	1389238	15000	59288	1389238	15000	59288	1389238						
Feb-18	64219	953380	31621	948466	31875	15000	61842	11507	341158	10296	307111	10297	27409	59288	1298546	15000	59288	1298546	15000	59288	1298546	15000	59288	1298546						
Mar-18	64219	909315	29333	898939	29027	15000	61842	11507	293254	9460	293817	9478	27409	59288	1202569	15000	59288	1202569	15000	59288	1202569	15000	59288	1202569						
Apr-18	64219	830388	27890	821708	27280	15000	61842	11507	269611	10230	234236	10415	27409	59288	1139999	15000	59288	1139999	15000	59288	1139999	15000	59288	1139999						
May-18	64219	759804	24444	741863	24147	15000	61842	11507	231049	9199	210369	9296	27409	59288	1079623	15000	59288	1079623	15000	59288	1079623	15000	59288	1079623						
Jun-18	64219	870048	29002	848495	28286	15000	61842	11507	307532	10320	307788	10266	27409	59288	1137980	15000	59288	1137980	15000	59288	1137980	15000	59288	1137980						
Jul-18	64219	859263	27727	859126	27714	15000	61842	11507	297986	9610	289833	9581	27409	59288	1157421	15000	59288	1157421	15000	59288	1157421	15000	59288	1157421						
Aug-18	64219	971137	31327	962148	31024	15000	61842	11507	276880	12158	265313	11981	27409	59288	1239466	15000	59288	1239466	15000	59288	1239466	15000	59288	1239466						
Sep-18	64219	991980	33066	981262	32042	15000	61842	11507	246665	11186	234762	11559	27409	59288	1343168	15000	59288	1343168	15000	59288	1343168	15000	59288	1343168						
Oct-18	64219	985763	30883	976783	29678	15000	61842	11507	252298	11391	240575	11244	27409	59288	1309624	15000	59288	1309624	15000	59288	1309624	15000	59288	1309624						

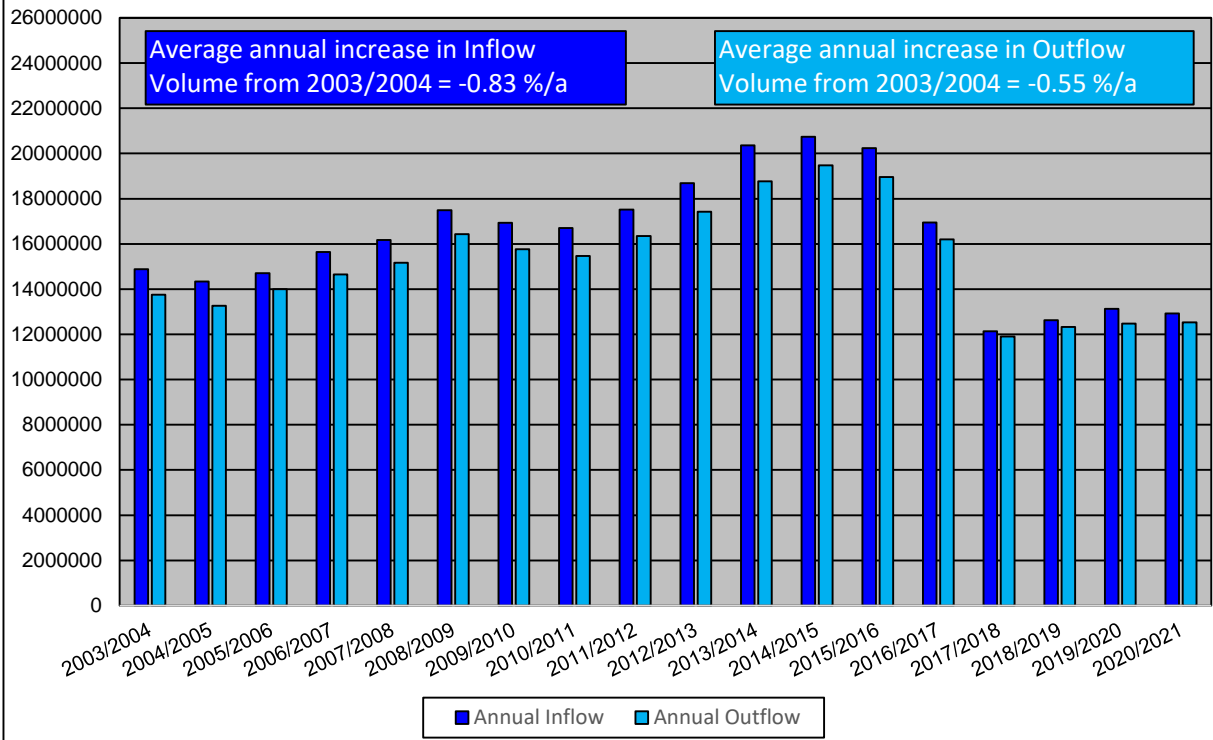
### WITHOOGTE WTW (KI/d)



### SWARTLAND WTW (KI/d)



### WITHOOGTE WTW ANNUAL FLOW (KI/year)



### SWARTLAND WTW ANNUAL FLOW (KI/year)

