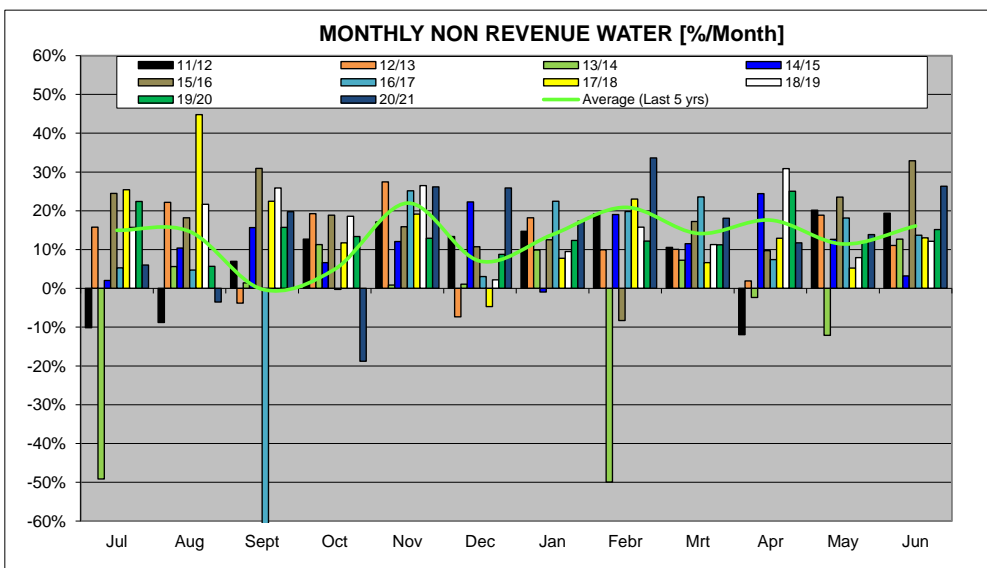
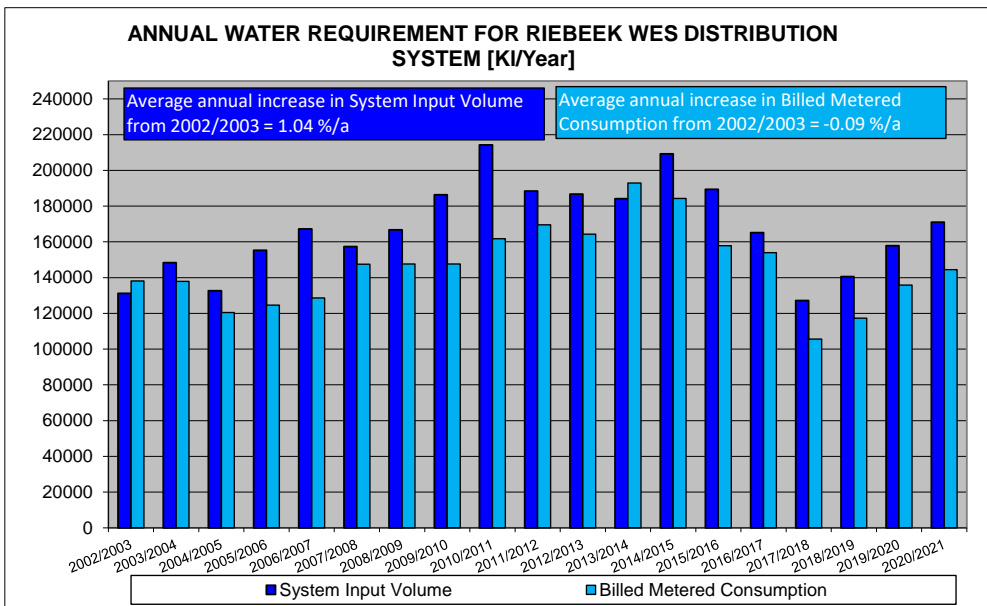
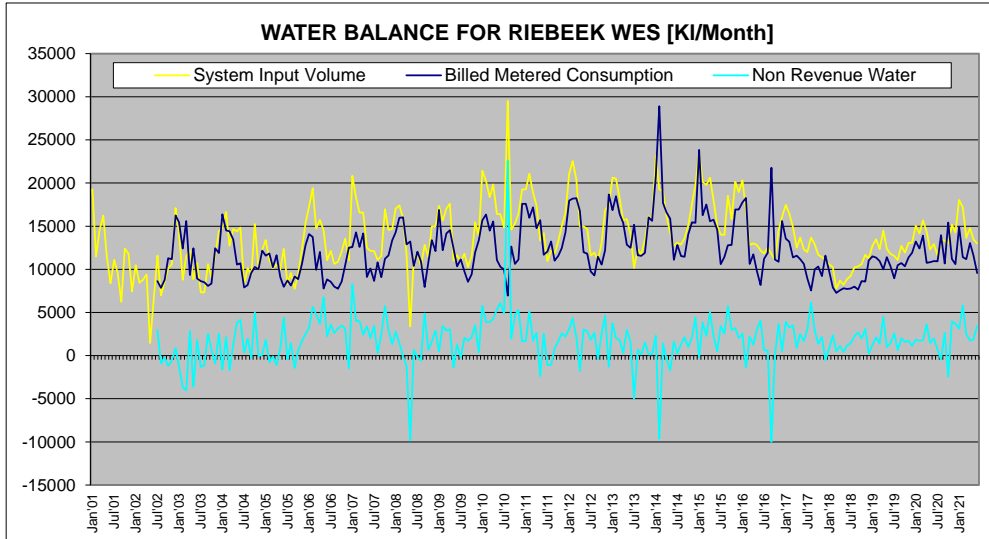


SWARTLAND MUNICIPALITY																			
Riebeeck Wes																			
Month	Year	TREATED WATER SUPPLY																	
		System Input Volume			Revenue Water		Non Revenue Water (NRW)												
		Treated Water from WTW	Billed Metered Consumption	Billed Un-metered Consumption	Monthly NRW	Monthly NRW	Annual NRW	Annual NRW	Unbilled Metered Consumption	Unbilled Un-metered Consumption	Apparent Losses			Real Losses		Monthly Water Losses	Monthly Water Losses	Annual Water Losses	Annual Water Losses
											Illegal Connections	Inaccurate Meters	Administrative Errors	Leaks, Reservoirs overflow, etc.	Estimated Percentages (Variables)				
[m³]	[m³]	[m³]	[m³]	[%]	[m³]	[%]	[m³]	[m³]	2%	10%	5%	83%	[m³]	[%]	[m³]	[%]			
Jan01		19283																	
Feb01		11493																	
Mar01		14552																	
Apr01		16221																	
May01		11563																	
Jun01		8369																	
Jul01		11396																	
Aug01		9579																	
Sep01		6246																	
Oct01		12385																	
Nov01		11399																	
Dec01		7438																	
Jan02		10478																	
Feb02		8429																	
Mar02		8792																	
Apr02		9379																	
May02		1458																	
Jun02		6646																	
Jul02		11573	8623	0	2950	25.5%		0	23	59	293	146	2429	2927	25.3%				
Aug02		6957	7653	0	486	-12.2%		0	14	14	81	45	255	-910	-13.1%				
Sep02		8563	8790	0	-227	-2.7%		0	17	-5	-24	-12	-203	-244	-2.9%				
Oct02		10657	11270	0	-1213	-12.1%		0	20	-25	-123	-62	-1023	-1233	-12.3%				
Nov02		10597	11179	0	-582	-5.5%		0	21	-12	-60	-30	-501	-603	-5.7%				
Dec02		17306	16241	0	865	5.1%		0	34	17	83	42	690	831	4.9%				
Jan03		14183	15446	0	-1263	-8.9%	-6968	-5.3%		28	-26	-129	-65	-1072	-1291	-9.1%	-7230	-5.5%	
Feb03		8781	12424	0	-3643	-41.5%		0	18	-73	-366	-183	-3038	-3661	-41.7%				
Mar03		11551	15589	0	-4038	-35.0%		0	23	-81	-406	-203	-3371	-4061	-35.2%				
Apr03		12192	16388	0	-2943	-23.3%		0	24	96	282	141	2339	2810	23.1%				
May03		8853	12442	0	-3579	-40.4%		0	18	-72	-360	-180	-2985	-3597	-40.6%				
Jun03		10738	8622	0	1816	16.9%		0	21	36	179	90	1489	1794	16.7%				
Jul03		7332	8631	0	-1299	-17.7%		0	15	-26	-131	-66	-1090	-1314	-17.9%				
Aug03		7330	8494	0	-1164	-15.9%		0	15	-24	-118	-59	-978	-1179	-16.1%				
Sep03		10609	8074	0	2535	23.9%		0	21	50	241	126	2086	2514	23.7%				
Oct03		9010	8357	0	653	7.2%		0	18	13	63	32	527	638	7.0%				
Nov03		11551	12444	0	-893	-7.7%		0	23	-18	-92	-46	-760	-916	-7.9%				
Dec03		14438	11879	0	2559	17.7%	10454	7.0%	0	29	51	253	127	2100	2530	17.5%	10157	6.8%	
Jan04		14478	16388	0	-1810	-10.9%		0	36	-33	-164	-82	-1581	-1840	-11.1%				
Feb04		16659	14505	0	2154	12.9%		0	33	42	212	106	1760	2121	12.7%				
Mar04		12744	14415	0	-1671	-13.1%		0	25	-34	-170	-85	-1408	-1696	-13.3%				
Apr04		14896	13460	0	1236	8.4%		0	29	24	121	60	1001	1207	8.2%				
May04		14377	16388	0	-3822	-26.6%		0	29	76	379	190	3148	3793	26.4%				
Jun04		14829	10697	0	4132	27.9%		0	30	82	410	205	3405	4102	27.7%				
Jul04		8283	7897	0	386	4.7%		0	17	7	37	18	307	389	4.5%				
Aug04		10138	8182	0	1956	19.3%		0	20	39	184	97	1607	1936	19.1%				
Sep04		8312	8638	0	-286	-3.1%		0	19	-9	-30	-15	-253	-305	-3.3%				
Oct04		15266	10280	0	4986	32.7%		0	48	96	486	248	4113	4955	32.3%				
Nov04		9957	9993	0	-36	-0.4%		0	20	-1	-6	-3	-46	-56	-0.6%				
Dec04		12240	12156	0	84	0.7%		0	24	1	6	3	49	60	0.5%				
Jan05		13395	11575	0	1820	13.6%	12216	9.2%	0	27	36	179	90	1488	1793	13.4%	11953	9.0%	
Feb05		11356	11824	0	-468	-4.9%		0	22	-16	-79	-39	-454	-554	-7.1%				
Mar05		10740	10245	0	-105	-1.0%		0	20	-3	-13	-6	-104	-125	-1.2%				
Apr05		10556	11628	0	-1072	-10.2%		0	21	-22	-109	-55	-907	-1093	-10.4%				
May05		9958	9092	0	866	8.7%		0	20	17	85	42	702	846	8.5%				
Jun05		12354	7959	0	4395	35.6%		0	25	87	436	218	3619	4360	35.3%				
Jul05		8281	8720	0	-439	-5.3%		0	17	-9	-37	-19	-378	-456	-5.5%				
Aug05		9554	8117	0	1437	15.0%		0	19	28	142	71	1177	1418	14.8%				
Sep05		7737	9170	0	-1433	-18.5%		0	15	-29	-145	-72	-1202	-1448	-18.7%				
Oct05		9439	8859	0	600	6.3%		0	19	12	58	29	482	581	6.1%				
Nov05		12204	10256	0	1948	13.5%		0	24	32	162	81	1348	1624	13.3%				
Dec05		15337	12801	0	2536	16.5%	30648	19.7%	0	31	50	251	125	2079	2505	16.3%	30337	19.5%	
Jan06		17267	14084	0	3183	18.4%		0	35	63	315	157	2613	3148	18.2%				
Feb06		19408	13752	0	5656	29.1%		0	39	112	562	281	4663	5617	28.9%				
Mar06		14790	9949	0	4781	32.5%		0	29	96	475	238	3943	4751	32.3%				
Apr06		15719	12011	0	3708	23.6%		0	31	74	368	184	3052	3677	23.4%				
May06		14533	7777	0	6756	46.5%		0	29	135	673	336	5583	6727	46.3%				
Jun06		11057	8842	0	2215	20.0%		0	22	44	219	110	1820	2193	19.8%				
Jul06		12149	8647	0	3502	29.6%		0	24	72	358	179	2989	3576	29.4%				
Aug06		10631	8508	0	2123	24.7%		0	21	52	260	130	2159	2610	24.5%				
Sep06		10886	7740	0	3146	28.9%		0	22	62	312	156	2593	3124	28.7%				
Oct06		12037	8583	0	3454	28.7%		0	24	69	343	172	2847	3430	28.5%				
Nov06		15660	10436	0	5224	33.7%		0	27	62	310	155	2570	3096	22.9%				
Dec06		11048	12524	0	-1476	-13.4%		0	22	-30	-150	-75	-1243	-1498	-13.6%				
Jan07		20831	12574	0	8257	39.6%	38580	23.1%	0	42	164	822	411	6819	8215	39.4%	38246	22.9%	
Feb07		16304	14292	0	4012	21.9%		0	37	80	398	199	3300	3975	21.7%				
Mar07		16574	12587	0	3987	24.1%		0	33	79	395	198	3282	3954	23.9%				
Apr07		16583	14164	0	2419	14.6%		0	33	48	239	119	1980	2388	14.4%				
May07		12503	9110	0	3393	27.1%		0	25	67	337	168	2795	3368	26.9%				
Jun07		12129	10089	0	2040	16.8%		0	24	40	202	101	1673	2016	16.6%				
Jul07		12119	8650	0	3469	28.5%		0	24	69	344	172	2651	3435	28.3%				
Aug07		11106	10810	0	296	2.7%		0	22	5	26	14	227	274	2.5%				
Sep07		11522	9083	0	2439	21.2%		0	23	48	242	121	2026	2416	21.0%				
Oct07		16948	11224	0	5724	33.8%		0	34	114	569	285	4723	5690	33.6%				
Nov07		14571	11616	0	2955	20.3%		0	29	59	293	146	2429	2926	20.1%				
Dec07		14865	13339	0	1526	9.0%		0	29	25	130	65	1076	1297	9.1%				
Jan08		17030	14276	0	2754	16.2%		0	34	54	272	136	2258	2721	16.0%				
Feb08		17421	15964	0	1457	8.4%		0	35	28	142	71	1180	1422	8.2%				
Mar08		15909	16026	0	-117	-0.7%		0	32	-3	-15	-7	-194	-149	-0.9%				
Apr08		11708	12882	0	-1174	-10.0%		0	23	-24	-120	-60	-924	-1197	-10.2%				
May08		3380	13212	0	-9832	-290.9%		0	23	-197	-964	-492	-8539	-9839	-291.1%				
Jun08		11056	10386	0	670	6.1%		0	22	13	65	32	538	648	5.9%				
Jul08		11865	12034	0	-169	-1.4%		0	24	-4	-19	-10	-160	-193	-1.6%				
Aug08		10334	10920	0	-586	-5.7%		0	21	-12</									

SWARTLAND MUNICIPALITY																				
Riebeeck Wes																				
Month	Year	TREATED WATER SUPPLY																		
		System Input Volume			Revenue Water		Non Revenue Water (NRW)													
		Treated Water from WTW	Billed Metered Consumption	Billed Un-metered Consumption	Monthly NRW	Monthly NRW	Annual NRW	Annual NRW	Unbilled Metered Consumption	Unbilled Un-metered Consumption	Apparent Losses			Real Losses		Monthly Water Losses	Monthly Water Losses	Annual Water Losses	Annual Water Losses	
											Illegal Connections	Inaccurate Meters	Administrative Errors	Leaks, Reservoirs overflow, etc.						
[m³]	[m³]	[m³]	[m³]	[%]	[m³]	[%]	[m³]	[m³]	2%	10%	5%	83%		[m³]	[%]	[m³]	[%]			
[m³]	[m³]	[m³]	[m³]	[%]	[m³]	[%]	[m³]	[m³]	[m³]	[m³]	[m³]	[m³]	[m³]	[m³]	[m³]	[m³]	[m³]	[m³]		
Jul14	14/15	13072	12807	0	265	2.0%		0	26	5	24	12	198	239	1.8%					
Aug14		12879	11543	0	1336	10.4%		0	26	131	66	1088	1310	10.2%						
Sep14		13595	11464	0	2131	15.7%		0	27	42	210	105	1746	2104	15.5%					
Oct14		15060	14064	0	996	6.6%		0	35	19	97	48	802	966	6.4%					
Nov14		17573	15446	0	2127	12.1%		0	35	42	209	105	1736	2092	11.9%					
Dec14		19814	15396	0	4418	22.3%		0	40	88	438	219	3634	4378	22.1%					
Jan15		23614	23639	0	-25	-1.0%		0	47	-5	-27	-14	-226	-272	-1.2%					
Feb15		20117	16282	0	3835	19.1%	24966	11.9%	0	40	76	379	190	3150	3795	18.9%	24548	11.7%		
Mar15		19784	17507	0	2277	11.5%		0	40	45	224	112	1857	2237	11.3%					
Apr15		20616	15575	0	5041	24.5%		0	41	100	500	250	4150	5000	24.3%					
May15		18021	15743	0	2278	12.6%		0	38	45	224	112	1861	2242	12.4%					
Jun15		15082	14595	0	487	3.2%		0	30	9	46	23	379	457	3.0%					
Jul15	14035	10603	0	3432	24.5%		0	28	68	340	170	2825	3404	24.3%						
Aug15	13976	11432	0	2544	18.2%		0	28	50	252	126	2088	2516	18.0%						
Sep15	18514	12788	0	5726	30.9%		0	37	114	569	284	4722	5689	30.7%						
Oct15	15805	12820	0	2985	18.9%		0	32	59	295	148	2451	2953	18.7%						
Nov15	20132	16937	0	3195	15.9%		0	40	63	315	158	2618	3155	15.7%						
Dec15	18958	16925	0	2033	10.7%		31570	16.7%	0	38	40	200	100	1656	1995	10.5%	31191	16.5%		
Jan16	20322	17774	0	2548	12.5%		0	41	50	251	125	2383	2911	12.3%						
Feb16	16868	18263	0	-1395	-8.3%		0	34	-29	-143	-71	-1186	-1429	-8.5%						
Mar16	12824	10616	0	2208	17.2%		0	26	44	218	109	1811	2182	17.0%						
Apr16	12983	11722	0	1261	9.7%		0	26	25	124	62	1025	1235	9.5%						
May16	12826	9839	0	3017	23.5%		0	26	60	299	150	2483	2911	23.3%						
Jun16	12197	8181	0	4016	32.9%		0	24	80	399	200	3313	3992	32.7%						
Jul16	11838	11213	0	625	5.3%		0	24	12	60	30	499	601	5.1%						
Aug16	12509	11919	0	590	4.7%		0	25	11	56	28	469	565	4.5%						
Sep16	11774	11774	0	-995	-8.9%		0	24	-200	-1002	-501	-815	-1019	-8.1%						
Oct16	11110	11139	0	-29	-0.3%		0	22	-1	-5	-3	-43	-51	-0.5%						
Nov16	14518	10866	0	3652	25.2%		0	29	72	362	181	3007	3623	25.0%						
Dec16	16092	15604	0	488	3.0%		0	32	9	46	23	378	456	2.8%						
Jan17	13874	11541	0	2333	16.8%		0	35	78	389	195	3239	3892	28.1%						
Feb17	16458	13192	0	3266	19.8%		0	33	65	323	162	2683	3233	19.6%						
Mar17	14894	11380	0	3514	23.6%		0	30	70	348	174	2892	3484	23.4%						
Apr17	12507	11582	0	925	7.4%		0	25	18	90	45	747	900	7.2%						
May17	13672	9780	0	3892	28.2%		0	21	46	246	123	2038	2456	19.9%						
Jun17	12322	10634	0	1688	13.7%		0	25	33	166	83	1381	1663	13.5%						
Jul17	11998	8945	0	3053	25.4%		0	24	61	303	151	2514	3029	25.2%						
Aug17	13674	7550	0	6124	44.8%		0	27	122	610	305	5060	6097	44.8%						
Sep17	12886	9989	0	2897	22.5%		0	26	60	299	144	2383	2811	22.3%						
Oct17	11678	10310	0	1368	11.7%		0	23	27	134	67	1116	1345	11.5%						
Nov17	11399	9218	0	2181	19.1%		0	23	43	216	108	1791	2158	18.9%						
Dec17	11059	11577	0	-518	-4.7%		0	22	-11	-54	-27	-448	-540	-4.9%						
Jan18	10605	9780	0	825	7.8%		0	21	16	80	40	667	804	7.6%						
Feb18	10246	7888	0	2358	23.0%		0	20	47	234	117	1940	2338	22.8%						
Mar18	7782	7267	0	515	6.6%		0	16	10	50	25	415	499	6.4%						
Apr18	8706	7581	0	1125	12.9%		0	17	22	111	55	919	1108	12.7%						
May18	8215	7787	0	428	5.2%		0	16	8	41	21	342	412	5.0%						
Jun18	8870	7720	0	1150	13.1%		0	15	23	114	57	947	1141	12.9%						
Jul18	9231	7779	0	1452	15.7%		0	16	21	104	52	866	1044	11.3%						
Aug18	10229	8010	0	2219	21.7%		0	10	36	181	90	1501	1809	17.7%						
Sep18	10328	7656	0	2672	25.9%		0	11	45	226	113	1877	2261	21.9%						
Oct18	10608	8636	0	1972	18.6%		0	11	31	156	78	1295	1561	14.7%						
Nov18	11672	8577	0	3095	26.5%		0	11	54	268	134	2226	2682	23.0%						
Dec18	11267	11022	0	245	2.2%		0	11	-3	-17	-8	-139	-168	-1.5%						
Jan19	12708	9104	0	3604	28.4%		0	16	8	41	21	365	789	6.2%						
Feb19	13477	11353	0	2124	15.8%		0	17	34	171	85	1417	1707	12.7%						
Mar19	12343	10947	0	1396	11.3%		0	16	20	98	49	814	981	8.0%						
Apr19	14476	10005	0	4471	30.9%		0	19	81	405	203	3363	4052	28.0%						
May19	12394	11415	0	979	7.9%		0	15	11	57	28	469	564	4.6%						
Jun19	11791	10357	0	1434	12.2%		0	14	20	102	51	847	1020	8.7%						
Jul19	11557	8968	0	2589	22.4%		0	14	44	218	109	1806	2176	18.8%						
Aug19	11089	10462	0	627	5.7%		0	12	4	21	11	178	215	1.9%						
Sep19	12721	10724	0	1997	15.7%		0	11	32	158	79	1313	1582	12.4%						
Oct19	11947	10347	0	1600	13.4%		0	11	24	119	59	984	1186	9.9%						
Nov19	13068	11376	0	1692	12.9%		0	11	26	128	64	1059	1276	9.8%						
Dec19	13985	11922	0	2063	14.8%		0	11	26	128	64	1059	1276	9.8%						
Jan20	15070	11511	0	3559	23.8%		0	11	29	144	72	1194	1439	9.5%						
Feb20	14146	12419	0	1727	12.2%		0	11	26	128	64	1059	1276	9.8%						
Mar20	15664	13900	0	1764	11.3%		0	11	26	128	64	1059	1276	9.8%						
Apr20	14361	10761	0	3600	25.1%		0	11	26	128	64	1059	1276	9.8%						
May20	12398	10816	0	1582	12.0%		0	11	26	128	64	1059	1276	9.8%						
Jun20	12922	10960	0	1962	15.2%		0	11	26	128	64	1059	1276	9.8%						
Jul20	11620	10924	0	696	6.0%		0	11	26	128	64	1059	1276	9.8%						
Aug20	13476	13953	0	-477	-3.5%		0	11	-18	-89	-45	-742	-894	-6.8%						
Sep20	13312	10684	0	2628	19.7%		0	11	26	128	64	1059	1276	9.8%						
Oct20	12977	15415	0	-2438	-18.8%		0	11	-57	-285	-143	-2368	-2854	-22.0%						
Nov20	15167	11197	0	3970	26.2%		0	11	26	128	64	1059	1276	9.8%						
Dec20	14287	10591	0	3696	25.9%		0	11	26	128	64	1059	1276	9.8%						
Jan21	18047	14620	0	3427	18.9%		0	11	26	128	64	1059	1276	9.8%						
Feb21	17190	11407	0	5783	33.6%		0	11	26	128	64	1059	1276	9.8%						
Mar21	13656	11185	0	2471	18.1%		0	11	26	128	64	1059	1276	9.8%						
Apr21	14789	13055	0	1734	11.7%		0	11	26	128	64	1059	1276	9.8%						
May21	11619	11619	0	0	0.0%		0	11	26	128	64	1059	1276	9.8%						
Jun21	12998	9572	0	3426	26.4%		0	11	26	128	64	1059	1276	9.8%						

ANNUAL TOTALS																
---------------	--	--	--	--	--	--	--	--	--	--	--	--	--	--	--	--

WATER BALANCE AND USAGE FOR RIEBEEK WES DISTRIBUTION SYSTEM



WATER BALANCE AND USAGE FOR RIEBEEK WES DISTRIBUTION SYSTEM

