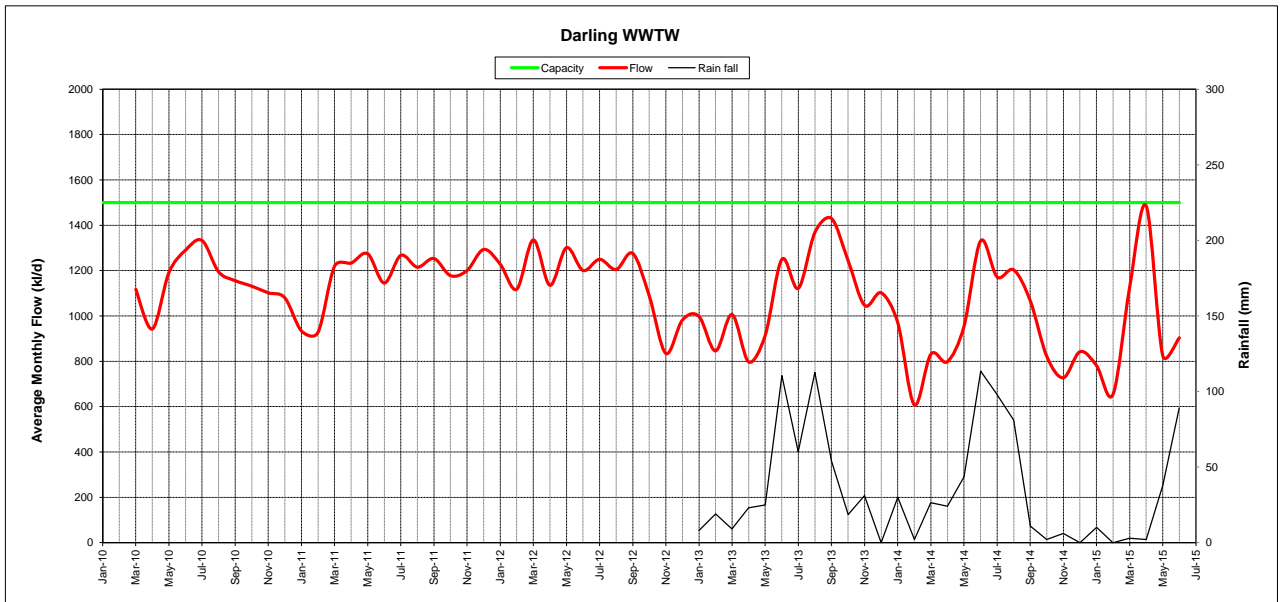
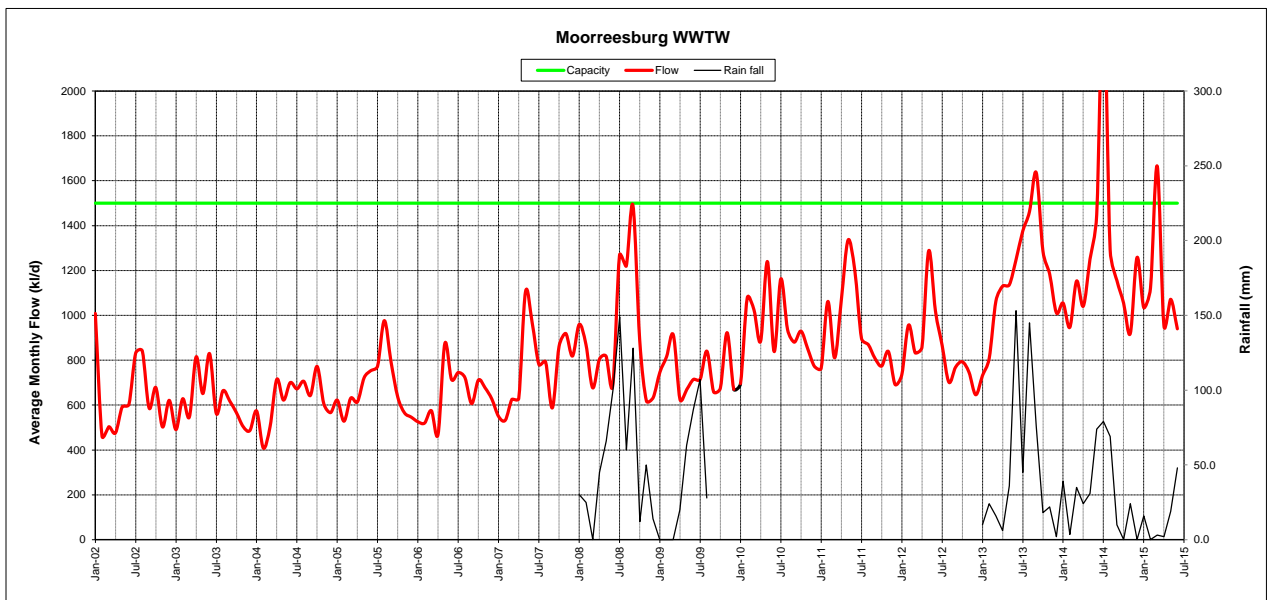
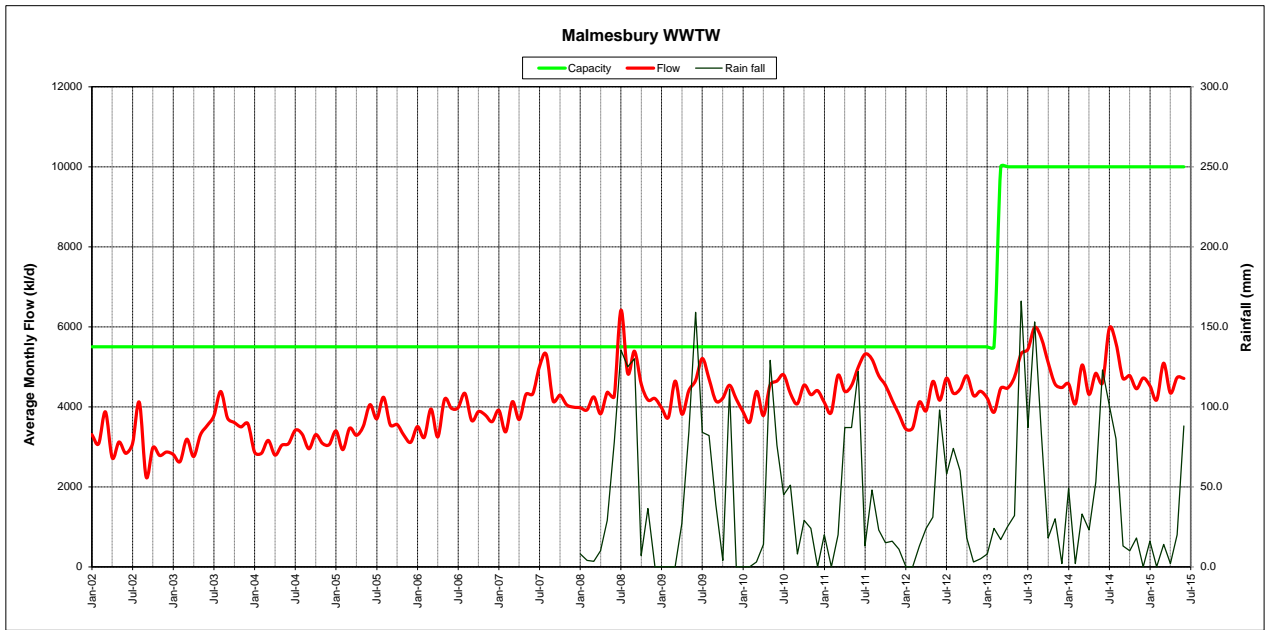
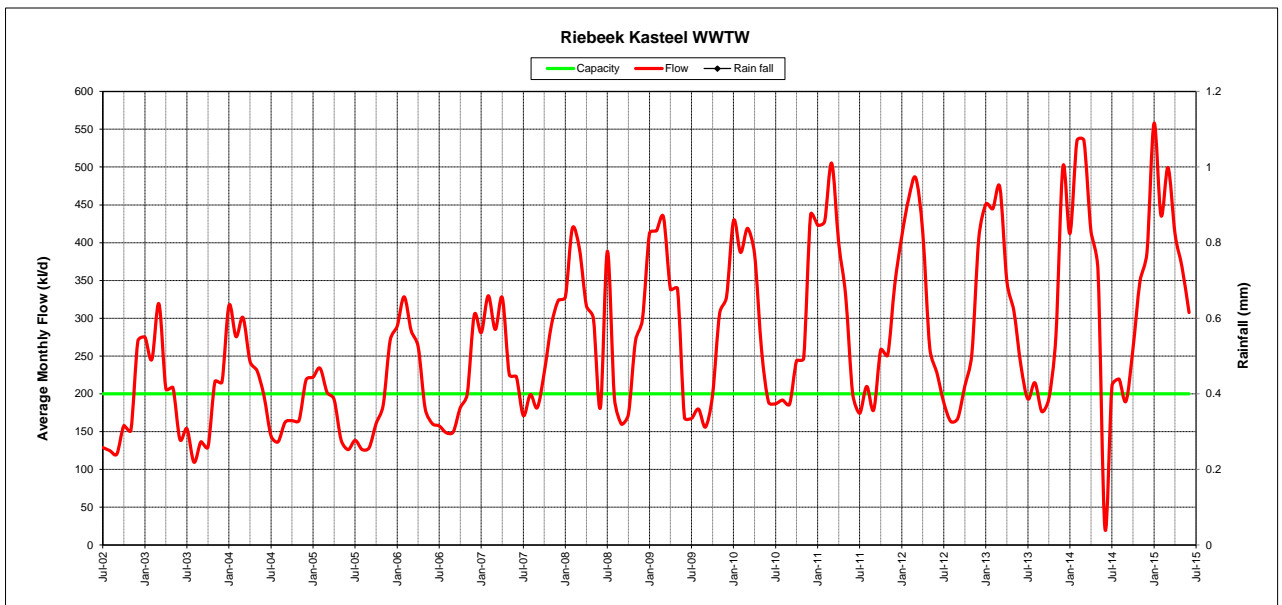
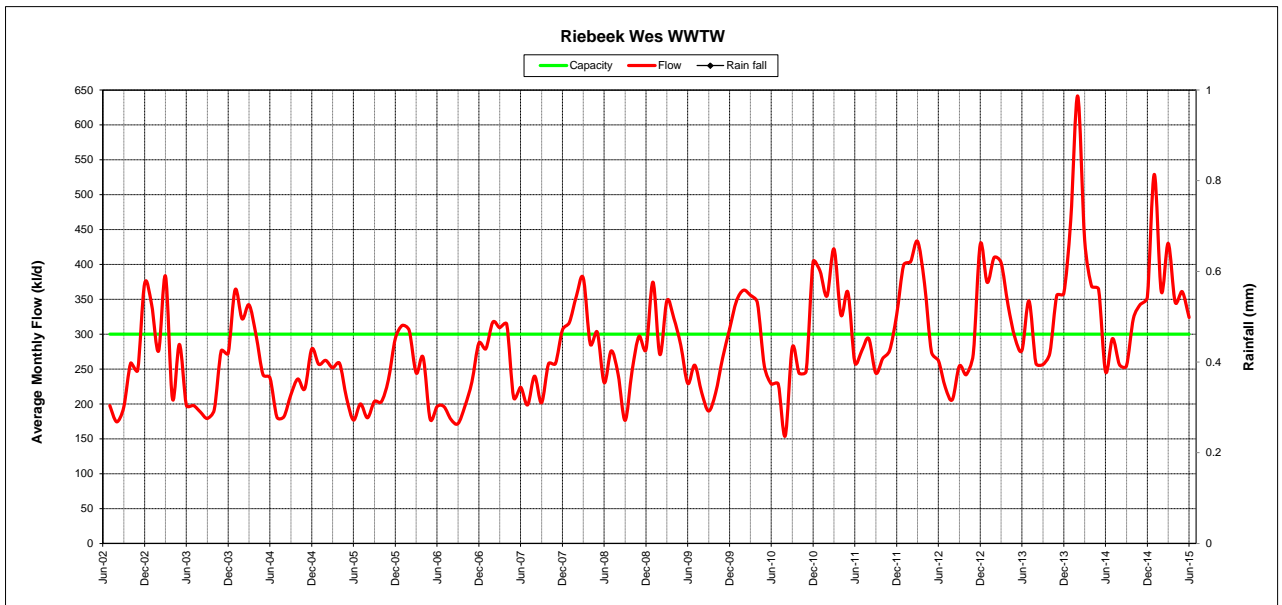


Rainfall and WWTWs flows

Date	Malmesbury					Moorreesburg					Darling					Riebeeck Wos					Riebeeck Kasteel					Koringberg					Riverlands/Chatsworth					Ongedund/PPC					Kalbaskraal									
	Rain fall	Meter Reading	Total flow	Flow	Capacity	Rain fall	Meter Reading	Total flow	Flow	Capacity	Rain fall	Meter Reading	Total flow	Flow	Capacity	Rain fall	Meter Reading	Total flow	Flow	Capacity	Rain fall	Meter Reading	Total flow	Flow	Capacity	Rain fall	Meter Reading	Total flow	Flow	Capacity	Rain fall	Meter Reading	Total flow	Flow	Capacity	Rain fall	Meter Reading	Total flow	Flow	Capacity	Rain fall	Meter Reading	Total flow	Flow	Capacity					
	mm	kl	ML	kld	kld	mm	kl	ML	kld	kld	mm	kl	ML	kld	kld	mm	kl	ML	kld	kld	mm	kl	ML	kld	kld	mm	kl	ML	kld	kld	mm	kl	ML	kld	kld	mm	kl	ML	kld	kld	mm	kl	ML	kld	kld					
Dec-01					5500					1500																																								
Jan-02			102.477	3306	5500			31.281	1008	1500																																								
Feb-02			95.384	3077	5500			14.292	461	1500																																								
Mar-02			108.465	3874	5500			14.096	503	1500																																								
Apr-02			84.455	2724	5500			14.759	476	1500																																								
May-02			93.612	3120	5500			17.770	592	1500																																								
Jun-02			87.921	2836	5500			18.703	603	1500																																								
Jul-02			92.409	3090	5500			24.935	831	1500			8.823	5.933	198	300			8.105	3.886	129	200			1.137	0.796	27	30																						
Aug-02			127.452	4111	5500			28.054	840	1500			7.853	5.403	174	300			8.107	3.867	125	200			1.196	0.837	27	30																						
Sep-02			69.697	2248	5500			18.203	587	1500			8.790	6.048	195	300			7.816	3.728	120	200			1.477	1.034	33	30																						
Oct-02			89.422	2981	5500			20.349	678	1500			11.270	7.754	258	300			9.926	4.735	158	200			2.146	1.502	50	30																						
Nov-02			86.247	2782	5500			15.578	503	1500			11.179	7.691	248	300			9.843	4.695	151	200			2.956	2.069	67	30																						
Dec-02			86.081	2869	5500			18.637	621	1500			16.241	11.174	372	300			16.963	8.091	270	200			2.264	1.585	53	30																						
Jan-03			87.045	2908	5500			15.202	490	1500			15.446	10.627	343	300			17.873	8.525	275	200			6.180	4.326	140	30																						
Feb-03			81.520	2630	5500			19.471	628	1500			12.424	8.548	276	300			15.962	7.814	246	200			4.410	3.087	100	30																						
Mar-03			89.338	3191	5500			15.332	548	1500			15.589	10.725	383	300			18.732	8.935	319	200			6.071	4.250	152	30																						
Apr-03			85.436	2756	5500			25.290	815	1500			9.339	6.425	207	300			13.421	6.402	207	300			3.538	2.477	80	30																						
May-03			98.915	3297	5500			19.532	651	1500			12.442	8.560	285	300			13.095	6.246	208	200			3.224	2.257	75	30																						
Jun-03			109.442	3530	5500			25.712	829	1500			8.922	6.138	198	300			9.073	4.328	140	200			2.501	1.751	56	30																						
Jul-03			113.375	3779	5500			18.882	583	1500			8.831	5.938	198	300			9.668	4.612	154	200			2.579	1.805	60	30																						
Aug-03			135.891	4384	5500			20.589	684	1500			8.484	5.844	189	300			7.115	3.394	109	200			2.236	1.565	50	30																						
Sep-03			115.281	3719	5500			19.165	618	1500			8.074	5.555	179	300			8.870	4.231	196	200			1.982	1.387	45	30																						
Oct-03			108.205	3607	5500			16.978	566	1500			8.357	5.750	192	300			8.139	3.882	129	200			2.585	1.810	60	30																						
Nov-03			108.428	3498	5500			15.627	504	1500			12.444	8.561	276	300			14.055	6.704	216	200			3.903	2.732	88	30																						
Dec-03			107.377	3579	5500			14.691	487	1500			11.879	8.173	272	300			13.556	6.466	216	200			4.122	2.885	96	30																						
Jan-04			88.721	2862	5500			17.788	574	1500			16.388	11.275	364	300			20.595	9.824	317	200			4.560	3.850	124	30																						
Feb-04			87.971	2838	5500			12.654	408	1500			14.905	9.978	322	300			17.806	8.543	276	200			4.502	3.151	102	30																						
Mar-04			91.632	3160	5500			14.611	504	1500			14.415	9.918	342	300			18.286	8.722	301	200			3.988	2.792	96	30																						
Apr-04			86.571	2793	5500			22.150	715	1500			13.460	9.260	299	300			15.787	7.530	243	200			2.947	2.063	67	30																						
May-04			91.140	3038	5500			18.662	622	1500			10.555	7.262	242	300			14.504	6.918	231	200			4.247	2.973	99	30																						
Jun-04			95.513	3081	5500			21.700	700	1500			10.697	7.360	237	300			12.797	6.104	197	200			2.739	1.917	62	30																						
Jul-04			102.486	3416	5500			20.171	672	1500			7.897	5.433	181	300			9.070	4.328	144	200			2.008	1.406	47	30																						
Aug-04			102.814	3317	5500			21.897	706	1500			8.182	5.629	182	300			8.862	4.227	136	200			2.112	1.478	48	30																						
Sep-04			91.449	2950	5500			19.930	643	1500			9.998	6.603	213	300			10.539	5.027	162	200			2.500	1.750	56	30																						
Oct-04			99.121	3304	5500			23.173	772	1500			10.280	7.073	236	300			10.343	4.934	164	200			2.956	2.069	69	30																						
Nov-04			95.633	3085	5500			18.772	606	1500			9.993	6.875	222	300			10.712	5.110	165	200			4.093	2.865	92	30																						
Dec-04			91.695	3057	5500			16.992	566	1500			12.156	8.363	279	300			13.736	6.552	218	200			3.539	2.477	83	30																						
Jan-05			105.290	3396	5500			19.284	622	1500			11.254	7.962	297	300			14.421	6.820	272	200			4.451	3.116	101	30																						
Feb-05			90.781	2928	5500																																													





10000

