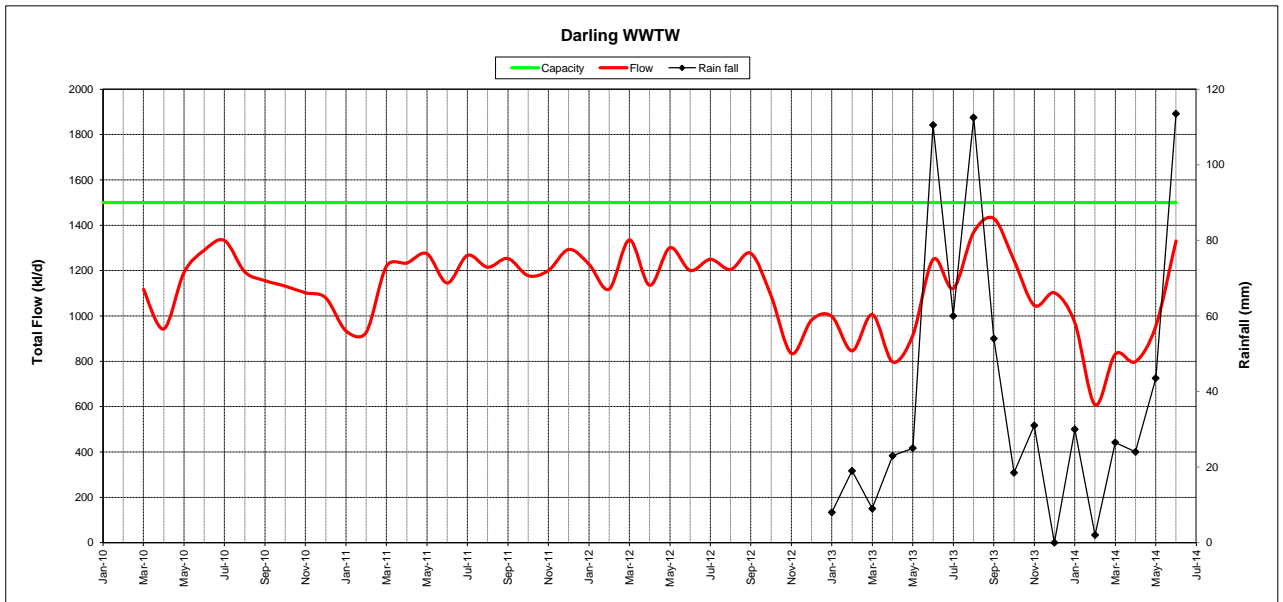
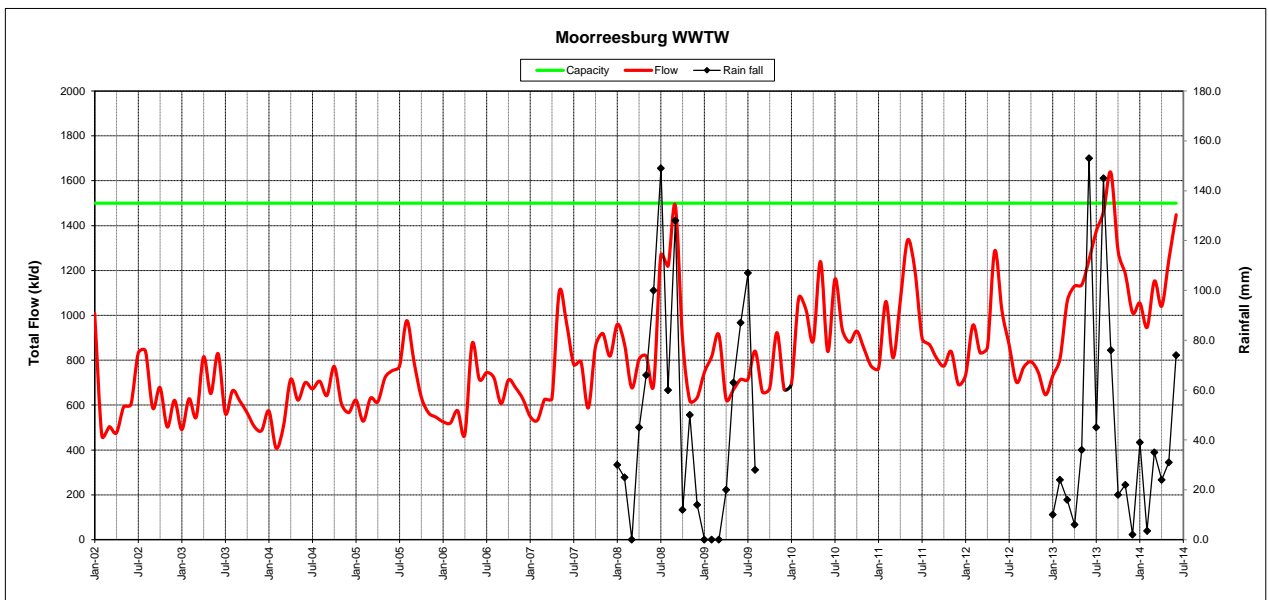
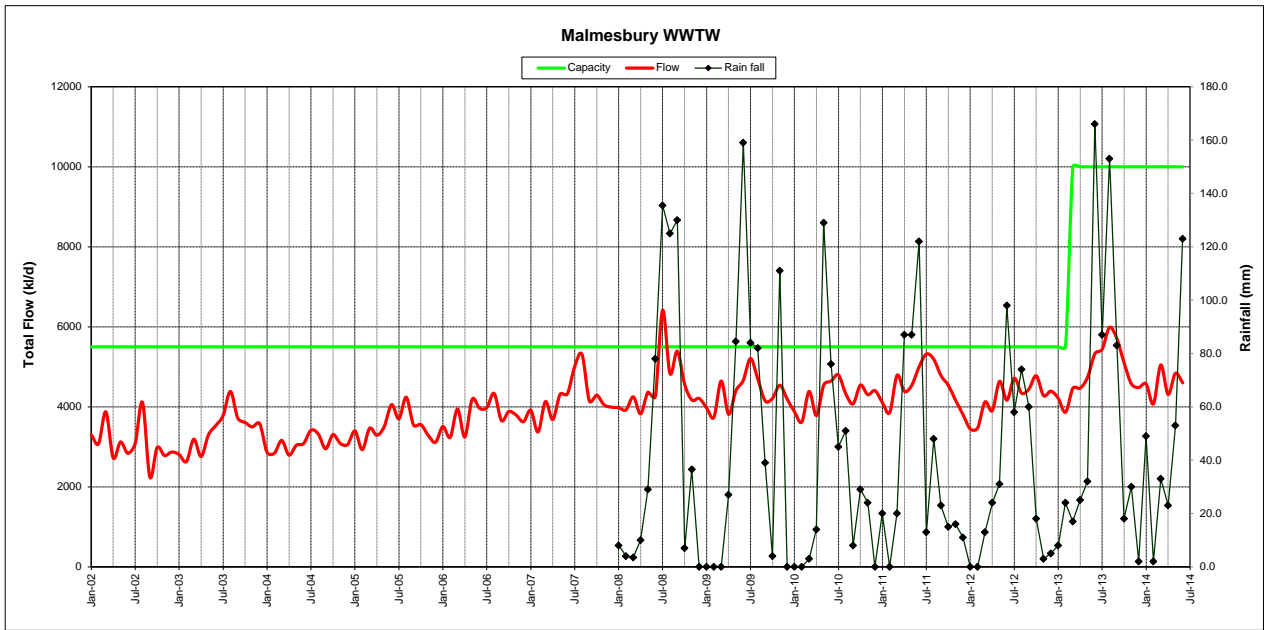
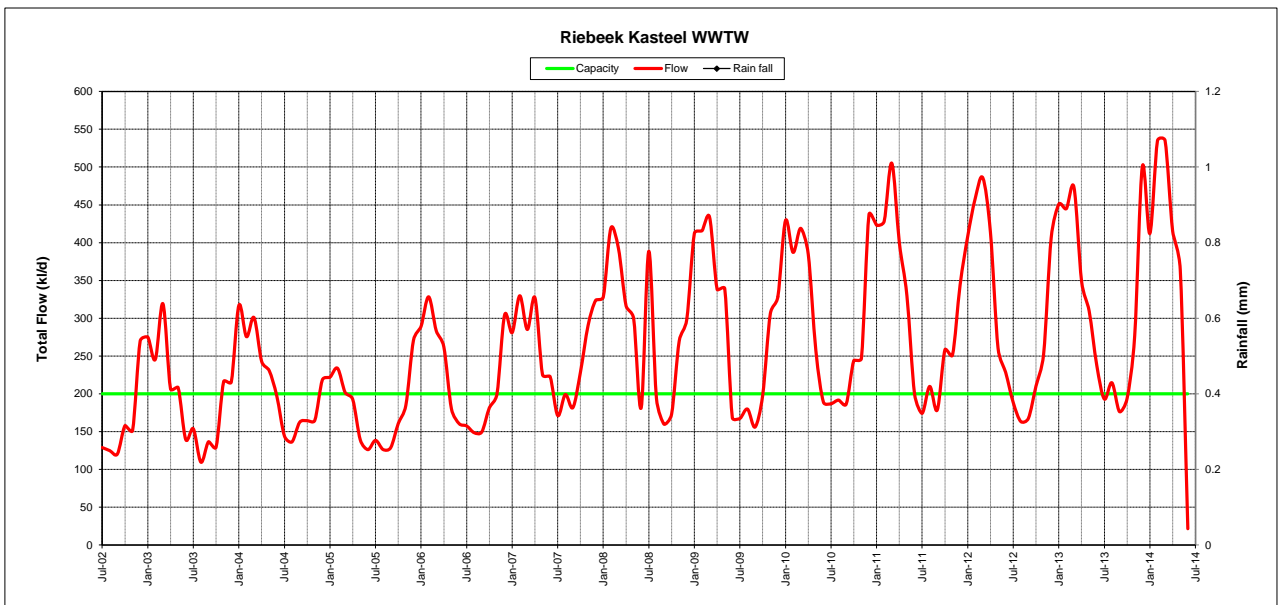
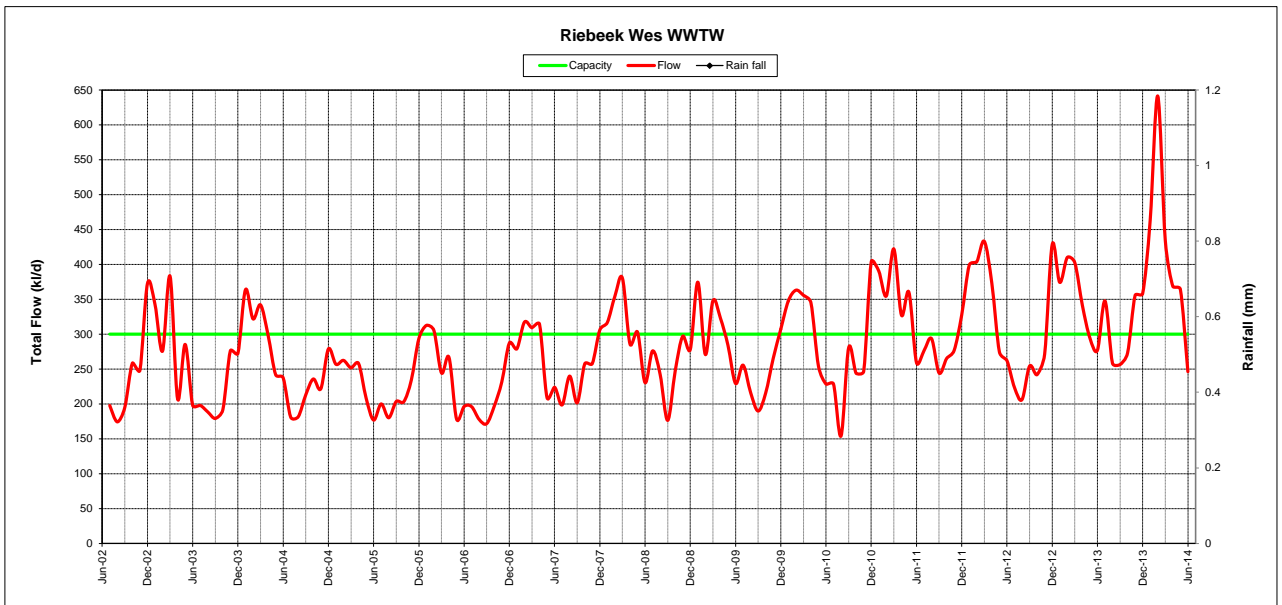


Rainfall and WWTWs flows

Date	Malmesbury					Moorreesburg					Darling					Riebeeck Wos					Riebeeck Kasteel					Koringberg					Riverlands/Chatsworth					Ongond/PPC					Kalbaskraal									
	Rain fall mm	Meter Reading kl	Total flow ML	Flow kl/d	Capacity kl/d	Rain fall mm	Meter Reading kl	Total flow ML	Flow kl/d	Capacity kl/d	Rain fall mm	Meter Reading kl	Total flow ML	Flow kl/d	Capacity kl/d	Rain fall mm	Sales ML	Total flow ML	Flow kl/d	Capacity kl/d	Rain fall mm	Water Sales ML	Total flow ML	Flow kl/d	Capacity kl/d	Rain fall mm	Water Sales ML	Total flow ML	Flow kl/d	Capacity kl/d	Rain fall mm	Water Sales ML	Total flow ML	Flow kl/d	Capacity kl/d	Rain fall mm	Water Sales ML	Total flow ML	Flow kl/d	Capacity kl/d	Rain fall mm	Water Sales ML	Total flow ML	Flow kl/d	Capacity kl/d					
Dec-01					5500					1500																																								
Jan-02			102.477	3306	5500			31.261	1008	1500																																								
Feb-02			95.384	3077	5500			14.292	461	1500																																								
Mar-02			108.465	3874	5500			14.096	503	1500																																								
Apr-02			84.455	2724	5500			14.759	476	1500																																								
May-02			93.612	3120	5500			17.770	592	1500																																								
Jun-02			87.921	2836	5500			18.703	603	1500																																								
Jul-02			92.409	3080	5500			24.935	831	1500																																								
Aug-02			127.452	4111	5500			26.054	840	1500																																								
Sep-02			69.697	2248	5500			18.203	587	1500																																								
Oct-02			89.422	2981	5500			20.349	678	1500																																								
Nov-02			86.247	2782	5500			15.578	503	1500																																								
Dec-02			86.081	2869	5500			18.637	621	1500																																								
Jan-03			87.045	2808	5500			15.202	490	1500																																								
Feb-03			81.500	2630	5500			19.471	608	1500																																								
Mar-03			89.338	3191	5500			15.332	548	1500																																								
Apr-03			85.436	2756	5500			25.260	815	1500																																								
May-03			98.915	3297	5500			19.532	651	1500																																								
Jun-03			109.442	3530	5500			25.712	829	1500																																								
Jul-03			113.375	3779	5500			16.862	563	1500																																								
Aug-03			135.891	4384	5500			20.589	694	1500																																								
Sep-03			115.281	3719	5500			19.165	618	1500																																								
Oct-03			108.205	3607	5500			16.978	566	1500																																								
Nov-03			108.428	3498	5500			16.627	504	1500																																								
Dec-03			107.377	3579	5500			14.691	487	1500																																								
Jan-04			88.721	2842	5500			17.788	574	1500																																								
Feb-04			87.971	2838	5500			12.654	408	1500																																								
Mar-04			91.632	3160	5500			14.611	504	1500																																								
Apr-04			86.571	2793	5500			22.150	715	1500																																								
May-04			91.140	3038	5500			18.662	622	1500																																								
Jun-04			95.513	3081	5500			21.700	700	1500																																								
Jul-04			102.486	3416	5500			20.171	672	1500																																								
Aug-04			102.814	3317	5500			21.897	706	1500																																								
Sep-04			91.449	2950	5500			19.930	643	1500																																								
Oct-04			99.121	3304	5500			23.173	772	1500																																								
Nov-04			95.633	3085	5500			18.772	606	1500																																								
Dec-04			91.695	3057	5500			16.992	566	1500																																								
Jan-05			105.290	3396	5500			19.284	622	1500																																								
Feb-05			90.781	2928	5500			16.389	528	1500																																								
Mar-05			96.967	3463	5500			17.660	631	1500																																								
Apr-05			101.913	3288	5500			19.042	614	1500																																								
May-05			105.214	3507	5500			21.663	722	1500																																								
Jun-05			125.642	4053	5500			23.364	754	1500																																								
Jul-05			110.993	3700	5500			20.215	774	1500																																								
Aug-05			131.426	4240	5500			30.274	977	1500																																								
Sep-05			109.910	3545	5500			24.560	792	1500																																								
Oct-05			106.799	3599	5500			19.089	636	1500																																								
Nov-05			101.954	3289	5500			17.532	566	1500																																								
Dec-05			93.377	3113	5500			16.383	546	1500																																								





10000

